

# For All $\mathcal{X}$

*The Lorain County Remix*

P.D. Magnus  
*University at Albany, State University of New York*

and

Cathal Woods  
*Virginia Wesleyan University*

and

J. Robert Loftis  
*Lorain County Community College*

This book is offered under a Creative Commons license.  
(Attribution-NonCommercial-ShareAlike 4.0 International )



This is version 0.1 of An Open Introduction to Logic. It is current as of June 18, 2015.

© 2005–2015 by Cathal Woods, P.D. Magnus, and J. Robert Loftis. Some rights reserved.

Licensed under a Creative Commons license.  
(Attribution-NonCommercial-ShareAlike 4.0 International )  
<http://creativecommons.org/licenses/by-nc-sa/4.0/>



This book incorporates material from *An Introduction to Reasoning* by Cathal Woods, available at [sites.google.com/site/anintroductiontoreasoning/](http://sites.google.com/site/anintroductiontoreasoning/) and *For All X* by P.D. Magnus (version 1.27 [090604]), available at [www.fecundity.com/logic](http://www.fecundity.com/logic).

*Introduction to Reasoning* © 2007–2014 by Cathal Woods. Some rights reserved.

Licensed under a Creative Commons license: Attribution-NonCommercial-ShareAlike 3.0 Unported.  
<http://creativecommons.org/licenses/by-nc-sa/3.0/>

*For All X* © 2005–2010 by P.D. Magnus. Some rights reserved.

Licensed under a Creative Commons license: Attribution ShareAlike  
<http://creativecommons.org/licenses/by-sa/3.0/>

J. Robert Loftis compiled this edition and wrote original material for it. He takes full responsibility for any mistakes remaining in this version of the text.

Typesetting was carried out entirely in L<sup>A</sup>T<sub>E</sub>X<sub>2</sub> $\epsilon$ . The style for typesetting proofs is based on `fitch.sty` (v0.4) by Peter Selinger, University of Ottawa.

“When you come to any passage you don’t understand, *read it again*: if you *still* don’t understand it, *read it again*: if you fail, even after *three* readings, very likely your brain is getting a little tired. In that case, put the book away, and take to other occupations, and next day, when you come to it fresh, you will very likely find that it is *quite* easy.”

– Charles Dodgson (Lewis Carroll) *Symbolic Logic* (1896)

# Contents

About this Book	viii
Acknowledgments	ix

## Part I Basic Concepts

<b>1 What Is Logic?</b>	<b>2</b>
1.1 Introduction . . . . .	2
1.2 Statement, Argument, Premise, Conclusion . . . . .	6
Practice Exercises . . . . .	12
1.3 Arguments and Nonarguments . . . . .	15
Practice Exercises . . . . .	18
1.4 Arguments and Explanations . . . . .	19
Practice Exercises . . . . .	24
<b>2 The Basics of Evaluating Argument</b>	<b>28</b>
2.1 Two Ways an Argument Can Go Wrong . . . . .	28
2.2 Valid, Sound . . . . .	29
Practice Exercises . . . . .	34
2.3 Strong, Cogent, Deductive, Inductive . . . . .	36
Practice Exercises . . . . .	43
<b>3 What is Formal Logic?</b>	<b>47</b>
3.1 Constructing Formal Languages . . . . .	47
3.2 More Logical Notions for Formal Logic . . . . .	50
Practice Exercises . . . . .	53

## Part II Categorical Logic

<b>4 Categorical Statements</b>	<b>58</b>
4.1 Quantified Categorical Statements . . . . .	58
Practice Exercises . . . . .	59
4.2 Quantity, Quality, Distribution, and Venn Diagrams . . . . .	61
Practice Exercises . . . . .	65

4.3	Transforming English into Logically Structured English . . . . .	68
	Practice Exercises . . . . .	73
4.4	Conversion, Obversion, and Contraposition . . . . .	75
	Practice Exercises . . . . .	85
4.5	The Traditional Square of Opposition . . . . .	88
	Practice Exercises . . . . .	93
4.6	Existential Import and the Modern Square of Opposition . . . . .	97
	Practice Exercises . . . . .	100
<b>5</b>	<b>Categorical Syllogisms</b>	<b>103</b>
5.1	Standard Form, Mood, and Figure . . . . .	103
	Practice Exercises . . . . .	106
5.2	Testing Validity . . . . .	109
	Practice Exercises . . . . .	119
5.3	Existential Import and Conditionally Valid Forms . . . . .	122
	Practice Exercises . . . . .	127
5.4	Rules and Fallacies . . . . .	128
	Practice Exercises . . . . .	135
5.5	Validity and the Counterexample Method . . . . .	136
	Practice Exercises . . . . .	140
5.6	Ordinary Language Arguments . . . . .	141
	Practice Exercises . . . . .	146
5.7	Enthymemes . . . . .	149
	Practice Exercises . . . . .	154
5.8	Sorites Categorical Arguments . . . . .	155
	Practice Exercises . . . . .	164

## Part III Sentential Logic

<b>6</b>	<b>Sentential Logic</b>	<b>174</b>
6.1	Sentence Letters . . . . .	174
6.2	Sentential Connectives . . . . .	176
6.3	Other Symbolization . . . . .	184
6.4	Recursive Syntax for SL . . . . .	185
	Practice Exercises . . . . .	189
<b>7</b>	<b>Truth Tables</b>	<b>193</b>
7.1	Basic Concepts . . . . .	193
7.2	Complete Truth Tables . . . . .	194
	Practice Exercises . . . . .	197
7.3	Using Truth Tables . . . . .	199
	Practice Exercises . . . . .	201
7.4	Partial Truth Tables . . . . .	203
7.5	Expressive Completeness . . . . .	205
	Practice Exercises . . . . .	206

<b>8</b>	<b>Proofs in Sentential Logic</b>	<b>211</b>
8.1	Substitution Instances and Proofs . . . . .	211
	Practice Exercises . . . . .	215
8.2	Basic Rules for Sentential Logic . . . . .	219
	Practice Exercises . . . . .	225
8.3	Conditional Proof . . . . .	231
	Practice Exercises . . . . .	236
8.4	Indirect Proof . . . . .	238
	Practice Exercises . . . . .	241
8.5	Tautologies and Equivalences . . . . .	243
	Practice Exercises . . . . .	245
8.6	Derived Rules . . . . .	246
	Practice Exercises . . . . .	249
8.7	Rules of Replacement . . . . .	250
	Practice Exercises . . . . .	252
8.8	Proof Strategy . . . . .	252
	Practice Exercises . . . . .	253
8.9	Soundness and completeness . . . . .	253
	Practice Exercises . . . . .	257

## Part IV Quantificational Logic

<b>9</b>	<b>Quantified Logic</b>	<b>261</b>
9.1	From Sentences to Predicates . . . . .	261
9.2	Building Blocks of Quantified Logic . . . . .	263
	Practice Exercises . . . . .	266
9.3	Quantifiers . . . . .	267
9.4	Translating to Quantified Logic . . . . .	271
	Practice Exercises . . . . .	275
9.5	Recursive Syntax for QL . . . . .	277
	Practice Exercises . . . . .	280
9.6	Tricky Translations . . . . .	280
	Practice Exercises . . . . .	285
9.7	Identity . . . . .	288
	Practice Exercises . . . . .	292
<b>10</b>	<b>Semantics for Quantified Logic</b>	<b>295</b>
10.1	Creating models in Quantified Logic . . . . .	295
	Practice Exercises . . . . .	299
10.2	Working with Models . . . . .	301
	Practice Exercises . . . . .	305
<b>11</b>	<b>Proofs in Quantified Logic</b>	<b>307</b>
11.1	Rules for Quantifiers . . . . .	307
	Practice Exercises . . . . .	311
11.2	Rules for Identity . . . . .	315

Practice Exercises . . . . .	316
<b>A Other Symbolic Notation</b>	<b>318</b>
<b>B Bibliography</b>	<b>322</b>
<b>Glossary</b>	<b>325</b>

# About this Book

This book was created by combining two previous books on logic and critical thinking, both made available under a Creative Commons license, and then adding some material so that the coverage matched that of commonly used logic textbooks.

Cathal Woods' *Introduction to Reasoning* [insert ref] formed the basis of most of Part 2: Critical Thinking and Informal Logic and Part 4: Inductive and Scientific Reasoning. [Details] Some of *Introduction to Reasoning*: Propositional and Categorical Reasoning was incorporated into Part 3: Formal Logic. Parts of the section "The Venn Diagram Method" were folded into sections 4.1 and 4.3. [more details]

P.D. Magnus' *For All X* formed the basis of Part 3: Formal Logic, but the development was slightly more indirect. I began using *For All X* in my own logic classes in 2009, but I quickly realized I needed to make changes to make it appropriate for the community college students I was teaching. In 2010 I began developing *For All X : The Lorain County Remix* and using it in my classes. The main change I made was to separate the discussions of sentential and quantificational logic and to add exercises. It is this this remixed version that became the basis for Part 3: Formal Logic in the text you hold now.

Complete version information is available at [url for textbook homepage].

J. Robert Loftis  
*Elyria, Ohio, USA*



# Acknowledgments

Thanks first of all go to the authors of the textbooks here stitched together: P.D. Magnus for *For All X* and Cathal Woods for *Introduction to Reasoning*. My thanks go to them for writing the excellent textbooks that have been incorporated into this one, for making those publicly available under Creative Commons licenses, and for giving their blessing to this derivative work.

In general, this book would not be possible without a culture of sharing knowledge. The book was typeset using L<sup>A</sup>T<sub>E</sub>X<sub>2</sub> $\epsilon$  developed by Leslie Lamport. Lamport was building on T<sub>E</sub>X by Donald Knuth. Peter Selinger built on what Lamport made by developing the Fitch typesetting format that the proofs were laid out in. Diagrams were made in PikZ by Till Tantu. All of these are coding systems are not only freely available online, they have extensive user support communities. Add-on packages are designed, manuals are written, questions are answered in discussion forums, all by people who are donating their time and expertise.

The culture of sharing isn't just responsible for the typesetting of this book; it was essential to the content. Essential background information comes from the free online *Stanford Encyclopedia of Philosophy*. Primary sources from the history of logic came from *Project Gutenberg*. Logicians too can and should create free knowledge.

Along the way helpful comments were made by Ben Cordry, Jeremy Dolan, John Emerson, Andrew Mills, Nathan Smith, Vera Tobin, Terry Winant, Cathal Woods, and many more that I have forgot to mention, but whose emails are probably sitting on my computer somewhere.

I would also like to thank Lorain County Community College for providing the sabbatical leave that allowed me to write the sections of this book on Aristotelian logic. Special thanks goes to all the students at LCCC who had to suffer through earlier versions of this work and provided much helpful feedback. Most importantly, I would like to thank Molly, Caroline and Joey for their incredible love and support.

J. Robert Loftis  
*Elyria, Ohio, USA*

Intellectual debts too great to articulate are owed to scholars too many to enumerate. At different points in the work, readers might detect the influence of various works of Aristotle, Toulmin (especially 1958), Fisher and Scriven (1997), Walton (especially 1996), Epstein (2002), Johnson-Laird (especially 2006), Scriven (1962), Giere (1997) and the works of the Amsterdam school of pragma-dialectics (van Eemeren et al., 2002).

Thanks are due to Virginia Wesleyan College for providing me with Summer Faculty Development funding in 2008 and 2010 and a Batten professorship in 2011. These funds, along with some undergraduate research funds (also provided by VWC), allowed me to hire students Gaby Alexander (2008), Ksera Dyette (2009), Mark Jones (2008), Andrea Medrano (2011), Lauren Perry (2009), and Alan Robertson (2010). My thanks to all of them for their hard work and enthusiasm.

For feedback on the text, thanks are due to James Robert (Rob) Loftis (Lorain County Community College) and Bill Roche (Texas Christian University). Answers (to exercises) marked with (JRL) are by James Robert Loftis.

Particular thanks are due to my (once) Ohio State colleague Bill Roche. The book began as a collection of lecture notes, combining work by myself and Bill.

Cathal Woods  
*Norfolk, Virginia, USA*  
(Taken from *Introduction to Reasoning*)

The author would like to thank the people who made this project possible. Notable among these are Cristyn Magnus, who read many early drafts; Aaron Schiller, who was an early adopter and provided considerable, helpful feedback; and Bin Kang, Craig Erb, Nathan Carter, Wes McMichael, and the students of Introduction to Logic, who detected various errors in previous versions of the book.

P.D. Magnus  
*Albany, New York, USA*  
(Taken from *For All X*)

## Part I

# Basic Concepts

# Chapter 1

## What Is Logic?

### 1.1 Introduction

Logic is a part of the study of human reason, the ability we have think abstractly, solve problems, explain the things that we know, and infer new knowledge on the basis of evidence. Traditionally, logic has focused on the last of these items, the ability to make inferences on the basis of evidence. This is an activity you engage in every day. Consider, for instance, the game of Clue. (For those of you who have never played, Clue is a murder mystery game where players have to decide who committed the murder, what weapon they used, and where they were.) A player in the game might decide that the murder weapon was the candlestick by ruling out the other weapons in the game: the knife, the revolver, the rope, the lead pipe, and the wrench. This evidence lets the player know something they did not know previously, namely, the identity of the murderer.

In logic, we use the word “argument” to refer to the attempt to show that certain evidence supports a conclusion. This is very different from the sort of argument you might have with your family, which could involve screaming and throwing things. We are going to use the word “argument” a lot in this book, so you need to get used to thinking of it as a name for a rational process, and not a word that describes what happens when people disagree.

A logical argument is structured to give someone a reason to believe some conclusion. Here is the argument form the first paragraph written out in a way that shows its structure.

- P<sub>1</sub>: In a game of Clue, the possible murder weapons are the knife, the candlestick, the revolver, the rope, the lead pipe, and the wrench.  
P<sub>2</sub>: The murder weapon was not the knife.  
P<sub>3</sub>: The murder weapon was also not the revolver, rope, the lead pipe, or the wrench.  

---

C: Therefore, the murder weapon was the candlestick.

In the argument above, statements  $P_1$ – $P_3$  are the evidence. We call these the *premises*. The word “therefore” indicates that the final statement, marked with a  $C$ , is the *conclusion* of the argument. If you believe the premises, then the argument provides you with a reason to believe the conclusion. You might use reasoning like this purely in your own head, without talking with anyone else. You might wonder what the murder weapon is, and then mentally rule out each item, leaving only the candlestick. On the other hand, you might use reasoning like this while talking to someone else, to convince them that the murder weapon is the candlestick. (Perhaps you are playing as a team.) Either way the structure of the reasoning is the same.

We can define LOGIC then more precisely as the part of the study of reasoning that focuses on argument. In more casual situations, we will follow ordinary practice and use the word “logic” to either refer to the business of studying human reason or the thing being studied, that is, human reasoning itself. While logic focuses on argument, other disciplines, like decision theory and cognitive science, deal with other aspects of human reasoning, like abstract thinking and problem solving more generally. Logic, as the study of argument, has been pursued for thousands of years by people from civilizations all over the globe. The initial motivation for studying logic is generally practical. Given that we use arguments and make inferences all the time, it only makes sense that we would want to learn to do these things better. Once people begin to study logic, however, they quickly realize that it is a fascinating topic in its own right. Thus the study of logic quickly moves from being a practical business to a theoretical endeavor people pursue for its own sake.

In order to study reasoning, we have to apply our ability to reason to our reason itself. This reasoning about reasoning is called METAREASONING. It is part of a more general set of processes called METACOGNITION, which is just any kind of thinking about thinking. When we are pursuing logic as a practical discipline, one important part of metacognition will be awareness of your own thinking, especially its weakness and biases, as it is occurring. More theoretical metacognition will be about attempting to understand the structure of thought itself.

Whether we are pursuing logic for practical or theoretical reasons, our focus is on argument. The key to studying argument is to set aside the subject being argued about and to focus on the *way* it is argued *for*. The section opened with an example that was about a game of Clue. However, the kind of reasoning used in that example was just the process of elimination. Process of elimination can be applied to any subject. Suppose a group of friends is deciding which restaurant to eat at, and there are six restaurants in town. If you could rule out five of the possibilities, you would use an argument just like the one above to decide where to eat. Because logic sets aside what an argument is about, and just look at how it works rationally, logic is said to have CONTENT NEUTRALITY. If we say an argument is good, then the same kind of argument applied to a different topic will also be good. If we say an argument is good for solving murders, we will also say that the same kind of argument is good for deciding where to eat, what kind of disease is destroying your crops, or who to vote for.

When logic is studied for theoretical reasons, it typically is pursued as FORMAL LOGIC. In formal logic we get content neutrality by replacing parts of the argument we are studying with abstract symbols. For instance, we could turn the argument above into a formal argument like this:

$P_1$ : There are six possibilities: A, B, C, D, E, and F.

$P_2$ : A is false.

$P_3$ : B, D, E, and F are also false.

---

C:  $\therefore$  The correct answer is C.

Here we have replaced the concrete possibilities in the first argument with abstract letters that could stand for anything. We have also replaced the English word “therefore” with the symbol that means “therefore” ( $\therefore$ ). This lets us see the formal structure of the argument, which is why it works in any domain you can think of. In fact, we can think of formal logic as the method for studying argument that uses abstract notation to identify the formal structure of argument. Formal logic is closely allied with mathematics, and studying formal logic often has the sort of puzzle-solving character one associates with mathematics. You will see this when we get to Part ?? of this text, which covers formal logic.

When logic is studied for practical reasons, it is typically called critical thinking. It is the study of reasoning with the goal of improving our reasoning in the real world. Sometimes people use the term “critical thinking” to simply refer to any time one is reasoning well. However, we will be using the term CRITICAL THINKING more narrowly to refer to the use of metareasoning to improve our reasoning in practical situations. Critical thinking is generally pursued as INFORMAL LOGIC, rather than formal logic. This means that we will keep arguments in ordinary language and draw extensively on your knowledge of the world to evaluate them. In contrast to the clarity and rigor of formal logic, informal logic is suffused with ambiguity and vagueness. There are problems with multiple correct answers, or where reasonable people can disagree with what the correct answer is. This is because you will be dealing with reasoning in the real world, which is messy. You can learn more about this in the chapters on critical thinking in extended version of this textbook.

You can think of the difference between formal logic and informal logic as the difference between a laboratory science and a field science. If you are studying, say, mice, you could discover things about them by running experiments in a lab, or you can go out into the field where mice live and observe them in their natural habitat. Informal logic is the field science for arguments: you go out and study arguments in their natural habitats, like newspapers, courtrooms, and scientific journal articles. Like studying mice scurrying around a meadow, the process takes patience, and often doesn’t yield clear answers but it lets you see how things work in the real world. Formal logic takes arguments out of their natural habitat and performs experiments on them to see what they are capable of. The arguments here are like lab mice. They are pumped full of chemicals and asked to perform strange tasks, as it were. They live lives very different than their wild cousins. Some of the arguments we will wind up looking at the “ob/ob mouse”, a genetically engineered obese mouse scientists use to study type II diabetes. These arguments will be huge, awkward, and completely unable to survive in the wild. But they will tell us a lot about the limits of logic as a process.

Our main goal in studying arguments is to separate the good ones from the bad ones. The argument about Clue we saw earlier is a good one, based on the process of elimination. It is good because it leads to truth. If I’ve got all the premises right, the conclusion will also be right. The textbook *Logic: Techniques of Formal Reasoning* (Kalish et al., 1980) had a nice way of capturing



Figure 1.1: The ob/ob mouse (left), a laboratory mouse which has been genetically engineered to be obese, and an ordinary mouse (right). Formal logic, which takes arguments out of their natural environment, often winds up studying arguments that look like the ob/ob mouse. They are huge, awkward, and unable to survive in the wild, but they tell us a lot about the limits of logic as a process. Photo from Wikimedia Commons (2006).

the meaning of logic: “logic is the study of virtue in argument.” This textbook will accept this definition, with the caveat that an argument is virtuous if it helps us get to the truth.

Logic is different from RHETORIC, which is the study of effective persuasion. Rhetoric does not look at virtue in argument. It only looks at the power of arguments, regardless of whether they lead to truth. An advertisement might convince you to buy a new truck by having a gravelly voiced announcer tell you it is “ram tough” and showing you a picture of the truck on top of a mountain, where it no doubt actually had to be airlifted. This sort of persuasion is often more effective at getting people to believe things than logical argument, but it has nothing to do with whether the truck is really the right thing to buy. In this textbook we will only be interested in rhetoric to the extent that it is we need to learn to defend ourselves against the misleading rhetoric of others. The sections of this text on critical thinking will emphasize becoming aware of our biases and how others might use misleading rhetoric to exploit them. This will not, however, be anything close to a full treatment of the study of rhetoric.

## 1.2 Statement, Argument, Premise, Conclusion

So far we have defined logic as the study of argument and outlined its relationship to related fields. To go any farther, we are going to need a more precise definition of what exactly an argument is. We have said that an argument is not simply two people disagreeing; it is an attempt to prove something using evidence. More specifically, an argument is composed of statements. In logic, we define a STATEMENT as a unit of language that can be true or false. To put it another way, it is some combination of words or symbols that have been put together in a way that lets someone agree or disagree with it. All of the items below are statements.

- (a) *Tyrannosaurus rex* went extinct 65 million years ago.
- (b) *Tyrannosaurus rex* went extinct last week.
- (c) On this exact spot, 100 million years ago, a *T. rex* laid a clutch of eggs.
- (d) George W. Bush is the king of Jupiter.
- (e) Murder is wrong.
- (f) Abortion is murder.
- (g) Abortion is a woman’s right.
- (h) Lady Gaga is pretty.
- (i) The slithy toves did gyre and gimble in the wabe.
- (j) The murder of logician Richard Montague was never solved.



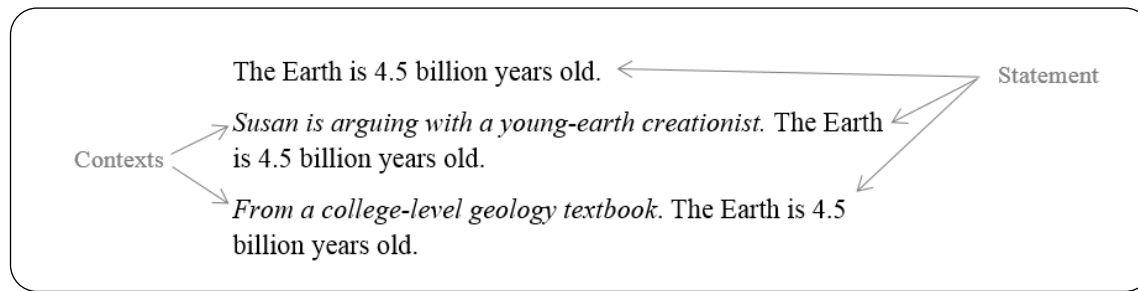


Table 1.1: A statement in different contexts, or no context.

Because a statement is something that can be true *or* false, statements include truths like (a) and falsehoods like (b). A statement can also be something that that must either be true or false, but we don't know which, like (c). A statement can be something that is completely silly, like (d). Statements in logic include statements about morality, like (e), and things that in other contexts might be called "opinions," like (f) and (g). People disagree strongly about whether (f) or (g) are true, but it is definitely possible for one of them to be true. The same is true about (h), although it is a less important issue than (f) and (g). Sentences can include nonsense words like (i), because we don't really need to know what the sentence is about to see that it is the sort of thing that can be true or false. All of this relates back to the content neutrality of logic. The statements we study can be about dinosaurs, abortion, Lady Gaga, and even the history of logic itself, as in sentence (j), which is true.

We are treating statements primarily as units of language or strings of symbols, and most of the time the statements you will be working with will just words printed on a page. However, it is important to remember that statements are also what philosophers call "speech acts." They are actions people take when they speak (or write). If someone makes a statement they are typically telling other people that they believe the statement to be true, and will back it up with evidence if asked to. When people make statements, they always do it in a context—they make statements at a place and a time with an audience. Often the context statements are made in will be important for us, so when we give examples statements or arguments we will sometimes include a description of the context. When we do that, we will give the context in *italics*. See Table 1.1 for examples. For the most part, the context for a statement or argument will be important in the chapters on critical thinking, when we are pursuing the study of logic for practical reasons. In the chapters on formal logic, context is less important, and we will be more likely to skip it.

"Statements" in this text does *not* include questions, commands, exclamations, or sentence fragments. Someone who asks a *question* like "Does the grass need to be mowed?" is typically not claiming that anything is true or false. (Sometimes make statements and disguise them as questions, for instance if they were trying to hint that the lawn needs to be mowed. These are generally called rhetorical questions, and we will leave the study of them to the rhetoricians.) Generally, *questions* will not count as sentences, but *answers* will. "What is this course about?" is not a sentence. "No one knows what this course is about" is a sentence.

For the same reason *commands* do not count as statements for us. If someone bellows “Mow the grass, now!” they are not saying whether the grass has been mowed or not. You might infer that they believe the lawn has not been mowed, but then again maybe they think the lawn is fine and just want to see you exercise. Note, however, that commands are not always phrased as imperatives. “You will respect my authority” *is* either true or false—either you will or you will not—and so it counts as a statement in the logical sense.

An exclamation like “Ouch!” is also neither true nor false. On its own, it is not a statement. We will treat “Ouch, I hurt my toe!” as meaning the same thing as “I hurt my toe.” The “ouch” does not add anything that could be true or false.

Finally, a lot of possible strings of words will fail to qualify as statements simply because they don’t form a complete sentence. In your composition classes, these were probably referred to as sentence fragments. This includes strings of words that are parts of sentences, such as noun phrases like “The tall man with the hat” and verb phrases, like “ran down the hall.” Phrases like these are missing something they need to make an claim about the world. The class of sentence fragments also includes completely random combinations of words, like “The up if blender route,” which don’t even have the form of a statement about the world.

Other logic textbooks describe the components of argument as “propositions,” or “assertions,” and we will use these terms sometimes as well. There is actually a great deal of disagreement about what the differences between all of these things are and which term is best used to describe parts of arguments. However, none of that makes a difference for this textbook. We could have used any of the other terms in this text, and it wouldn’t change anything. Some textbooks will also use the term “sentence” here. We will not use the word “sentence” to mean the same thing as “statement.” Instead, we will use “sentence” the way it is used in ordinary grammar, to refer generally to statements, questions, and commands.

We use statements to build arguments. An ARGUMENT is a connected series of statements designed to convince an audience of another statement. Here an audience might be a literal audience sitting in front of you at some public speaking engagement. Or it might be the readers of a book or article. The audience might even be yourself as you reason your way through a problem. Let’s start with an example of an argument given to an external audience. This passage is from an essay by Peter Singer called “Famine, Affluence, and Morality” in which he tries to convince people in rich nations that they need to do more to help people in poor nations who are experiencing famine.

*A contemporary philosopher writing in an academic journal* If it is in our power to prevent something bad from happening, without thereby sacrificing anything of comparable moral importance, we ought, morally, to do so. Famine is something bad, and it can be prevented without sacrificing anything of comparable moral importance. So, we ought to prevent famine. (Singer, 1972)

Singer wants his readers work to prevent famine. This is represented by the last statement of the passage, “we ought to prevent famine,” which is called the conclusion of the passage. The CONCLUSION of an argument is the statement the argument is trying to convince the audience of.

<b>premise indicators:</b>	because, as, for, since, given that, for the reason that
<b>conclusion indicators:</b>	therefore, thus, hence, so, consequently, it follows that, in conclusion, as a result, then, must, accordingly, this implies that, this entails that, we may infer that

Table 1.3: Premise and conclusion indicators.

The statements that do the convincing are called the PREMISES. . In this case, the argument has three premises: (1) “If it is in our power to prevent something bad from happening, without thereby sacrificing anything of comparable moral importance, we ought, morally, to do so”; (2) “Famine is something bad”; and (3) “it can be prevented without sacrificing anything of comparable moral importance.”

Now let’s look at an example of internal reasoning.

*Jack arrives at the track, in bad weather.* There is no one here. I guess the race is not happening.

In the passage above, the words in *italics* explain the context for the reasoning, and the words in regular type represent what Jack is actually thinking to himself. (We will talk more about his way of representing reasoning in section ??, below.) This passage again has a premise and a conclusion. The premise is that no one is at the track, and the conclusion is that the race was canceled. The context gives another reason why Jack might believe the race has been canceled, the weather is bad. You could view this as another premise—it is very likely a reason Jack has come to believe that the race is canceled. In general, when you are looking at people’s internal reasoning, it is often hard to determine what is actually working as a premise and what is just working in the background of their unconscious. [We will talk more about this in section...]

When people give arguments to each other, they typically use words like “therefore” and “because.” These are meant to signal to the audience that what is coming is either a premise or a conclusion in an argument. Words and phrases like “because” signal that a premise is coming, so we call these PREMISE INDICATORS. Similarly, words and phrases like “therefore” signal a conclusion and are called CONCLUSION INDICATORS. The argument from Peter Singer above uses the conclusion indicator word, “so.” Table 1.3 is an incomplete list of indicator words and phrases in English.

The two passages we have looked at in this section so far have been simply presented as quotations. But often it is extremely useful to rewrite arguments in a way that makes their logical structure clear. One way to do this is to use something called “canonical form.” An argument written in CANONICAL FORM has each premise numbered and written on a separate line. Indicator words and other unnecessary material should be removed from the premises. Although you can shorten the premises and conclusion, you need to be sure to keep them all complete sentences with the same meaning, so that they can be true or false. The argument from Peter Singer, above,

looks like this in canonical form:

- P<sub>1</sub>: If we can stop something bad from happening, without sacrificing anything of comparable moral importance, we ought to do so.  
 P<sub>2</sub>: Famine is something bad.  
 P<sub>3</sub>: Famine can be prevented without sacrificing anything of comparable moral importance.  


---

 C: We ought to prevent famine.

Each statement has been written on its own line and given a number. The statements have been paraphrased slightly, for brevity, and the indicator word “so” has been removed. Also notice that the “it” in the third premise has been replaced by the word “famine,” so that statements reads naturally on its own.

Similarly, we can rewrite the argument Jack gives at the racetrack like this:

- P: There is no one at the race track.  
 C: The race is not happening.

Notice that we did not include anything from the part of the passage in italics. The italics represent the context, not the argument itself. Also, notice that the “I guess” has been removed. When we write things out in canonical form, we write the content of the statements, ignore information about the speaker’s mental state, like “I believe” or “I guess.”

One of the first things you have to learn to do in logic is to identify arguments and rewrite them in canonical form. This is a foundational skill for everything else we will be doing in this text, so we are going to run through a few examples now, and there will be more in the exercises. The passage below is paraphrased from the ancient Greek philosopher Aristotle.

*An ancient philosopher, writing for his students* Again, our observations of the stars make it evident that the earth is round. For quite a small change of position to south or north causes a manifest alteration in the stars which are overhead. (Aristotle, c.350 BCE/1984c, 298a2-10)

The first thing we need to do to put this argument in canonical form is to identify the conclusion. The indicator words are the best way to do this. The phrase “make it evident that” is a conclusion indicator phrase. He is saying that everything else is *evidence* for what follows. So we know that the conclusion is that the earth is round. “For” is a premise indicator word—it is sort of a weaker version of “because.” Thus the premise is that the stars in the sky change if you move north or south. In canonical form, Aristotle’s argument that the earth is round looks like this.

- P: There are different stars overhead in the northern and southern parts of the earth.

C: The earth is spherical in shape.

That one is fairly simple, because it just has one premise. Here's another example of an argument, this time from the book of Ecclesiastes in the Bible. The speaker in this part of the bible is generally referred to as The Preacher, or in Hebrew, Koheleth. In this verse, Koheleth uses both a premise indicator and a conclusion indicator to let you know he is giving reasons for enjoying life.

*The words of the Preacher, son of David, King of Jerusalem* There is something else meaningless that occurs on earth: the righteous who get what the wicked deserve, and the wicked who get what the righteous deserve. . . . So I commend the enjoyment of life, because there is nothing better for a person under the sun than to eat and drink and be glad. (Ecclesiastes 8:14-15, New International Version)

Koheleth begins by pointing out that good things happen to bad people and bad things happen to good people. This is his first premise. (Most Bible teachers provide some context here by pointing that that the ways of God are mysterious and this is an important theme in Ecclesiastes.) Then Koheleth gives his conclusion, that we should enjoy life, which he marks with the word "so." Finally he gives an extra premise, marked with a "because", that there is nothing better for a person than to eat and drink and be glad. In canonical form, the argument would look like this.

P<sub>1</sub>: Good things happen to bad people and bad things happen to good people.

P<sub>2</sub>: There is nothing better for people than to eat, to drink and to enjoy life.

---

C: You should enjoy life.

Notice that in the original passages, Aristotle put the conclusion in the first sentence, while Koheleth put it in the middle of the passage, between two premises. In ordinary English, people can put the conclusion of their argument where ever they want. However, when we write the argument in canonical form, the conclusion goes last.

Unfortunately, indicator words aren't a perfect guide to when people are giving an argument. Look at this passage from a newspaper:

*From the general news section of a national newspaper* The new budget underscores the consistent and paramount importance of tax cuts in the Bush philosophy. His first term cuts affected more money than any other initiative undertaken in his presidency, including the costs thus far of the war in Iraq. All told, including tax incentives for health care programs and the extension of other tax breaks that are likely to be taken up by Congress, the White House budget calls for nearly \$300 billion in tax cuts over the next five years, and \$1.5 trillion over the next 10 years. (Toner, 2006)

Although there are no indicator words, this is in fact an argument. The writer wants you to believe something about George Bush: tax cuts are his number one priority. The next two

sentences in the paragraph give you reasons to believe this. You can write the argument in canonical form like this.

- P<sub>1</sub>: Bush's first term cuts affected more money than any other initiative undertaken in his presidency, including the costs thus far of the war in Iraq.  
 P<sub>2</sub>: The White House budget calls for nearly \$300 billion in tax cuts over the next five years, and \$1.5 trillion over the next 10 years.  
 \_\_\_\_\_  
 C: Tax cuts are of consistent and paramount importance of in the Bush philosophy.

The ultimate test of whether something is an argument is simply whether some of the sentences provide reason to believe another one of the sentences. If some sentences support others, you are looking at an argument. The speakers in these two cases use indicator phrases to let you know they are trying to give an argument.

Under our definition, something counts as an argument if the speaker is simply *trying* to support the conclusion with the premises, even if she doesn't do a very good job. In fact, for our purposes, even something like this counts as an argument:

- P<sub>1</sub>: There is coffee in the coffee pot.  
 P<sub>2</sub>: There is a dragon playing bassoon on the armoire.  
 \_\_\_\_\_  
 C: Salvador Dali was a poker player.

It may seem odd to call this an argument, but that is because it would be a terrible argument. The two premises have nothing at all to do with the conclusion. Nevertheless, given our definition, it still counts as an argument—albeit a bad one.

A final bit of terminology for this section. An **INFERENCE** is the act of coming to believe a conclusion on the basis of some set of premises. When Jack in the example above saw that no one was at the track, and came to believe that the race was not on, he was making an inference. We also use the term inference to refer to the connection between the premises and the conclusion of an argument. If your mind moves from premises to conclusion, you make an inference, and the premises and the conclusion are said to be linked by an inference. In that way inferences are like argument glue: they hold the premises and conclusion together.

## Practice Exercises

Throughout the book, you will find a series of practice problems that review and explore the material covered in the chapter. There is no substitute for actually working through some problems, because logic is more about a way of thinking than it is about memorizing facts.

**Part A** Decide whether the following passages are statements in the logical sense and give reasons for your answers.

**Example:** Did you follow the instructions?

**Answer:** Not a statement, a question.

- (1) England is smaller than China.
- (2) Greenland is south of Jerusalem.
- (3) Is New Jersey east of Wisconsin?
- (4) The atomic number of helium is 2.
- (5) The atomic number of helium is  $\pi$ .
- (6) I hate overcooked noodles.
- (7) Blech! Overcooked noodles!
- (8) Overcooked noodles are disgusting.
- (9) Take your time.
- (10) This is the last question.

**Part B** Decide whether the following passages are statements in the logical sense and give reasons for your answers.

- (1) Is this a question?
- (2) Nineteen out of the 20 known species of Eurasian elephants are extinct.
- (3) The government of the United Kingdom has formally apologized for the way it treated the logician Alan Turing.
- (4) Texting while driving
- (5) Texting while driving is dangerous.
- (6) Insanity ran in the family of logician Bertrand Russell, and he had a life-long fear of going mad.
- (7) For the love of Pete, put that thing down before someone gets hurt!
- (8) Don't try to make too much sense of this.
- (9) Never look a gift horse in the mouth.
- (10) The physical impossibility of death in the mind of someone living

**Part C** Rewrite each of the following arguments in canonical form. Be sure to remove all indicator words and keep the premises and conclusion as complete sentences. Write the indicator words and phrases separately and state whether they are premise or conclusion indicators.

**Example:** *An ancient philosopher writes* There is no reason to fear death. Why? Because death is a time when you will not exist, just like the time before you were born. You are not troubled by the fact that you didn't exist before you were born, and the time that you won't exist after you are dead is no different. (Based on Lucretius [50 BCE/2001])

**Answer:** P<sub>1</sub>: Death is a time when you will not exist.  
 P<sub>2</sub>: Death is not different than the time before you were born.  
 P<sub>3</sub>: You are not troubled by the fact that you didn't exist before you were born.  
 C: There is no reason to fear death.

Premise indicator: Because

- (1) *A detective is speaking:* Henry's finger-prints were found on the stolen computer. So, I infer that Henry stole the computer.
- (2) *Monica is wondering about her co-workers political opinions* You cannot both oppose abortion and support the death penalty, unless you think there is a difference between fetuses and felons. Steve opposes abortion and supports the death penalty. Therefore Steve thinks there is a difference between fetuses and felons.
- (3) *The Grand Moff of Earth defense considers strategy* We know that whenever people from one planet invade another, they always wind up being killed by the local diseases, because in 1938, when Martians invaded the Earth, they were defeated because they lacked immunity to Earth's diseases. Also, in 1942, when Hitler's forces landed on the Moon, they were killed by Moon diseases.
- (4) If you have slain the Jabberwock, my son, it will be a frabjous day. The Jabberwock lies there dead, its head cleft with your vorpal sword. This is truly a fabjous day.
- (5) *A detective trying to crack a case thinks to herself* Miss Scarlett was jealous that Professor Plum would not leave his wife to be with her. Therefore she must be the killer, because she is the only one with a motive.

**Part D** Rewrite each of the following arguments in canonical form. Be sure to remove all indicator words and keep the premises and conclusion as complete sentences. Write the indicator words and phrases separately and state whether they are premise or conclusion indicators.

- 1) *A pundit is speaking on a Sunday political talk show* Hillary Clinton should drop out of the race for Democratic Presidential nominee. For every day she stays in the race, McCain gets a day free from public scrutiny and the members of the Democratic party get to fight one another.
- 2) You have to be smart to understand the rules of Dungeons and Dragons. Most smart people are nerds. So, I bet most people who play D&D are nerds.
- 3) Any time the public receives a tax rebate, consumer spending increases. Since the public just received a tax rebate, consumer spending will increase.
- 4) Isabelle is taller than Jacob. Kate must also be taller than Jacob, because she is taller than Isabelle.



## 1.3 Arguments and Nonarguments

We just saw that arguments are made of statements. However, there are lots of other things you can do with statements. Part of learning what an argument is involves learning what an argument is not, so in this section and the next we are going to look at some other things you can do with statements besides make arguments.

The list below of kinds of nonarguments is not meant to be exhaustive: there are all sorts of things you can do with statements that are not discussed. Nor are the items on this list meant to be exclusive. One passage may function as both, for instance, a narrative and a statement of belief. Right now we are looking at real world reasoning, so you should expect a lot of ambiguity and imperfection. If your class is continuing on into the critical thinking portions of this textbook, you will quickly get used to this.

### Simple Statements of Belief

An argument is an attempt to persuade an audience to believe something, using reasons. Often, though, when people try to persuade others to believe something, they skip the reasons, and give a SIMPLE STATEMENT OF BELIEF. This is kind of nonargumentative passage where the speaker simply asserts what they believe without giving reasons. Sometimes simple statements of belief are prefaced with the words “I believe,” and sometimes they are not. A simple statements of belief can be a profoundly inspiring way to change people’s hearts and minds. Consider this passage from Dr. Martin Luther King’s Nobel acceptance speech.

I believe that even amid today’s mortar bursts and whining bullets, there is still hope for a brighter tomorrow. I believe that wounded justice, lying prostrate on the blood-flowing streets of our nations, can be lifted from this dust of shame to reign supreme among the children of men. I have the audacity to believe that peoples everywhere can have three meals a day for their bodies, education and culture for their minds, and dignity, equality and freedom for their spirits. (King, 1964)

This actually is a part of a longer passage that consists almost entirely of statements that begin with some variation of “I believe.” It is incredibly powerful oration, because the audience, feeling the power of King’s beliefs, comes to share in those beliefs. The language King uses to describe how he believes is important, too. He says his belief in freedom and equality requires audacity, making the audience feel his courage and want to share in this courage by believing the same things.

These statements are moving, but they do not form an argument. None of these statements provide evidence for any of the other statements. In fact, they all say roughly the same thing, that good will triumph over evil. So the study of this kind of speech belongs to the discipline of rhetoric, not of logic.

## Expository Passages

Perhaps the most basic use of a statement is to convey information. Often if we have a lot of information to convey, we will sometimes organize our statements around a theme or a topic. Information organized in this fashion can often appear like an argument, because all of the statements in the passage relate back to some central statement. However, unless the other statements are given as reasons to believe the central statement, the passage you are looking at is not an argument. Consider this passage:

*From a college psychology textbook.* Eysenck advocated three major behavior techniques that have been used successfully to treat a variety of phobias. These techniques are modeling, flooding, and systematic desensitization. In **modeling** phobic people watch nonphobics cope successfully with dreaded objects or situations. In **flooding** clients are exposed to dreaded objects or situations for prolonged periods of time in order to extinguish their fear. In contrast to flooding, **systematic desensitization** involves gradual, client-controlled exposure to the anxiety eliciting object or situation. (Adapted from Ryckman 2007)

We call this kind of passage an expository passage. In an EXPOSITORY PASSAGE, statements are organized around a central theme or topic statement. The topic statement might look like a conclusion, but the other statements are not meant to be evidence for the topic statement. Instead, they elaborate on the topic statement by providing more details or giving examples. In the passage above, the topic statement is “Eysenck advocated three major behavioral techniques . . . .” The statements describing these techniques elaborate on the topic statement, but they are not evidence for it. Although the audience may not have known this fact about Eysenck before reading the passage, they will typically accept the truth of this statement instantly, based on the textbook’s authority. Subsequent statements in the passage merely provide detail.

The name “expository passage” might make it sound like we are only talking about formal writing, but really people give information organized around topic sentences all the time. Consider this:

*Your friend Bea is on the phone:* Kelly is driving me insane. First she told Michael that I was out when I was right there in my room, and then she ate the leftover food I was keeping for lunch today.

In this passage, “Kelly is driving me insane” acts as a topic sentence, and the other two statements provide details illustrating the topic sentence. This doesn’t really count as an argument, though, because Bea probably doesn’t need to convince you that Kelly is driving her insane. You take your friend’s word for it as soon as she says it. Most human communication is actually like this. We assume people are telling the truth until we are giving reason to doubt them. Societies that lack this basic level of trust can quickly break down because no one can cooperate enough to get basic tasks accomplished.

Deciding whether a passage is an argument or an expository passage is complicated by the fact that sometimes people argue by example:

- Steve:** Kenyans are better distance runners than everyone else.
- Monica:** Oh come on, that sounds like an exaggeration of a stereotype that isn't even true.
- Steve:** What about Dennis Kimetto, the Kenyan who set the world record for running the marathon? And you know who the previous record holder was: Emmanuel Mutai, also Kenyan.

Here Steve has made a general statement about all economists. Monica clearly doubts this claim, so Steve backs it up with some examples that seem to match his generalization. This isn't a very strong way to argue: moving from two examples to statement about all Kenyans is probably going to be a kind of bad argument known as a hasty generalization. (This mistake is covered in the complete version of this text in the chapter on induction) The point here however, is that Steve is just offering it as an argument.

The key to telling the difference between expository passages and arguments by example is whether there is a conclusion that they audience needs to be convinced of. In the passage from the psychology textbook, "Eysenck advocated three major behavioral techniques" doesn't really work as a conclusion for an argument. The audience, students in an introductory psychology course, aren't likely to challenge this assertion, the way Steve challenges Emerson's broad, dismissive claim.

Context is very important here, too. The Internet is a place where people argue in the ordinary sense of exchanging angry words and insults. In that context, people are likely to actually give some arguments in the logical sense of giving reasons to believe a conclusion.

## Narratives

Statements can also be organized into descriptions of events and actions, as in this snippet from book V of *Harry Potter*.

But she [Hermione] broke off; the morning post was arriving and, as usual, the *Daily Prophet* was soaring toward her in the beak of a screech owl, which landed perilously close to the sugar bowl and held out a leg. Hermione pushed a Knut into its leather pouch, took the newspaper, and scanned the front page critically as the owl took off again. (Rowling, 2003)

We will use the term NARRATIVE loosely to refer to any passage that gives a sequence of events or actions. A narrative can be fictional or nonfictional. It can be told in regular temporal sequence or it can jump around, forcing the audience to try to reconstruct a temporal sequence. A narrative can describe a short sequence of actions, like Hermione taking a newspaper from an owl,

or a grand sweep of events, like this passage about the fall rise and fall of an empire in the ancient near east:

The Guti were finally expelled from Mesopotamia by the Sumerians of Erech (c. 2100), but it was left to the kings of Ur's famous third dynasty to re-establish the Sargonoid frontiers and write the final chapter of the Sumerian History. The dynasty lasted through the twenty first century at the close of which the armies of Ur were overthrown by the Elamites and Amorites (McEvedy and Woodcock, 1967).

This passage does not feature individual people performing specific actions, but it is still united by character and action. Instead of Hermione at breakfast, we have the Sumarians in Mesopotamia. Instead of retrieving a message from an owl, the conquer the Guti, but then are conquered by the Elamites and Amorites. The important thing is that the statements in a narrative are not related as premises and conclusion. Instead, they are all events which are united common characters acting in specific times and places.

## Practice Exercises

**Part A** Identify each passage below as an argument or a nonargument, and give reasons for your answers. If it is a nonargument, say what kind of nonargument you think it is. If it is an argument, write it out in canonical form.

**Example:** *One student speaks to another student who has missed class:* The instructor passed out the syllabus at 9:30. Then he went over some basic points about reasoning, arguments and explanations. Then he said we should call it a day.

**Answer:** Not an argument, because none of the statements provide any support for any of the others. This is probably better classified as a narration because the events are in temporal sequence.

- (1) *An anthropologist is speaking:* Different gangs use different colors to distinguish themselves. Here are some illustrations: biologists tend to wear some blue, while the philosophy gang wears black.
- (2) The economy has been in trouble recently. And it's certainly true that cell phone use has been rising during that same period. So, I suspect increasing cell phone use is bad for the economy.
- (3) *At Widget-World Corporate Headquarters:* We believe that our company must deliver a quality product to our customers. Our customers also expect first-class customer service. At the same time, we must make a profit.
- (4) *Jack is at the breakfast table and shows no sign of hurrying. Gill says:* You should leave now. It's almost nine a.m. and it takes three hours to get there.

- (5) *In a text book on the brain:* Axons are distinguished from dendrites by several features, including shape (dendrites often taper while axons usually maintain a constant radius), length (dendrites are restricted to a small region around the cell body while axons can be much longer), and function (dendrites usually receive signals while axons usually transmit them).

**Part B** Identify each passage below as an argument or a nonargument, and give reasons for your answers. If it is a nonargument, say what kind of nonargument you think it is. If it is an argument, write it out in canonical form.

- (1) *Suzi doesn't believe she can quit smoking. Her friend Brenda says* Some people have been able to give up cigarettes by using their will-power. Everyone can draw on their will-power. So, anyone who wants to give up cigarettes can do so.
- (2) *The words of the Preacher, son of David, King of Jerusalem* I have seen something else under the sun: The race is not to the swift or the battle to the strong, nor does food come to the wise or wealth to the brilliant or favor to the learned; but time and chance happen to them all. (Ecclesiastes 9:11, New International Version)
- (3) *An economic development expert is speaking.* The introduction of cooperative marketing into Europe greatly increased the prosperity of the farmers, so we may be confident that a similar system in Africa will greatly increase the prosperity of our farmers.
- (4) *From the CBS News website, US section.* Headline: "FBI nabs 5 in alleged plot to blow up Ohio bridge." Five alleged anarchists have been arrested after a months-long sting operation, charged with plotting to blow up a bridge in the Cleveland area, the FBI announced Tuesday. CBS News senior correspondent John Miller reports the group had been involved in a series of escalating plots that ended with their arrest last night by FBI agents. The sting operation supplied the anarchists with what they thought were explosives and bomb-making materials. At no time during the case was the public in danger, the FBI said. (CBS News, 2012)
- (5) *At a school board meeting.* Since creationism can be discussed effectively as a scientific model, and since evolutionism is fundamentally a religious philosophy rather than a science, it is unsound educational practice for evolution to be taught and promoted in the public schools to the exclusion or detriment of special creation. (Kitcher 1982, p. 177, citing Morris 1975.)

## 1.4 Arguments and Explanations

Explanations are not arguments, but they they share important characteristics with arguments, so we should devote a separate section to them. Both explanations and arguments are parts of reasoning, because both feature statements that act as reasons for other statements. The difference is that explanations are not used to convince an audience of a conclusion.

Let's start with workplace example. Suppose you see your co-worker, Henry, removing a computer from his office. You think to yourself "Gosh, is he stealing from work?" But when you

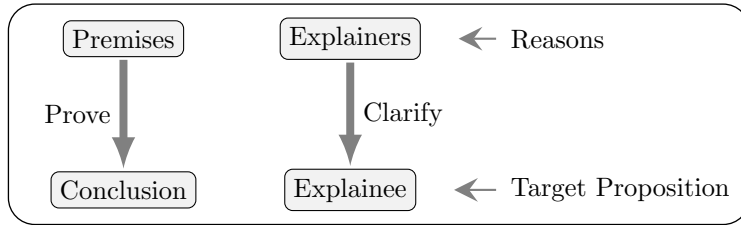


Figure 1.2: Arguments vs. Explanations.

ask him about it later, Henry says, “I took the computer because I believed that it was scheduled for repair.” Henry’s statement looks like an argument. It has the indicator word “because” in it, which would mean that the statement “I believed it was scheduled for repairs” would be a premise. If it was, we could put the argument in canonical form, like this:

P: I believed the computer was scheduled for repair

---

C: I took the computer from the office.

But this would be awfully weird as an argument. If it were an argument, it would be trying to convince us of the conclusion, that Henry took the computer from the office. But you don’t need to be convinced of this. You already know it—that’s why you were talking to him in the first place.

Henry is giving reasons here, but they aren’t reasons that try to *prove* something. They are reasons that *explain* something. When you explain something with reasons, you increase your understanding of the world by placing something you already know in a new context. You already knew that Henry took the computer, but now you know *why* Henry took the computer, and can see that his action was completely innocent (if his story checks out).

Both arguments and explanations both involve giving reasons, but the reasons function differently in each case. An EXPLANATION is defined as a kind of reasoning where reasons are used to provide a greater understanding of something that is already known.

Because both arguments and explanations are parts of reasoning, we will use parallel language to describe them. In the case of an argument, we called the reasons “premises.” In the case of an explanation, we will call them EXPLAINERS. Instead of a “conclusion,” we say that the explanation has an EXPLAINEE. We can use the generic term REASONS to refer to either premises or explainers and the generic term TARGET PROPOSITION to refer to either conclusions or explainees. Figure 1.2 shows this relationship.

We can put explanations in canonical form, just like arguments, but to distinguish the two, we will simply number the statements, rather than writing Ps and Cs, and we will put an E next to the line that separates explainers and explainee, like this:

1. Henry believed the computer was scheduled for repair E
2. Henry took the computer from the office.

Often the same piece of reasoning can work as either an argument or an explanation, depending on the situation where it is used. Consider this short dialogue

*Monica visits Steve's cubical.*

**Monica:** All your plants are dead.

**Steve:** It's because I never water them.

In the passage above, Steve uses the word “because,” which we’ve seen in the past is a premise indicator word. But if it were a premise, the conclusion would be “All Steve’s plants are dead.” But Steve can’t possibly be trying to convince Monica that all his plants are dead. It is something that Monica herself says, and that they both can see. The “because” here indicates a reason, but here Steve is giving an explanation, not an argument. He takes something that Steve and Monica already know—that the plants are dead—and puts it in a new light by explaining how it came to be. In this case, the plants died because they didn’t get water, rather than dying because they didn’t get enough light or were poisoned by a malicious co-worker. The reasoning is best represented like this:

1. Steve never waters his plants. E
2. All the plants are dead.

But the same piece of reasoning can change form an explanation into an argument simply by putting it into a new situation:

*Monica and Steve are away from the office.*

**Monica:** Did you have someone water your plants while you were away?

**Steve:** No.

**Monica:** I bet they are all dead.

Here Steve and Monica do not know that Steve’s plants are dead. Monica is inferring this idea based on the premise which she learns from Steve, that his plants are not being watered. This time “Steve’s plants are not being watered” is a premise and “The plants are dead” is a conclusion. We represent the argument like this:

- P. Steve never waters his plants.
- C. All the plants are dead.

In the example of Steve’s plants, the same piece of reasoning can function either as an argument or an explanation, depending on the situation context where it is given. This is because the

reasoning in the example of the plants is causal: the *causes* of the plants dying are given as reasons for the death, and we can appeal to causes either to explain something that we know happened or to predict something that we think might have happened.

Not all kinds of reasoning are flexible like that, however. Reasoning from authority can be used in some kinds of argument, but often makes a lousy explanation. Consider another conversation between Steve and Monica:

**Monica:** I saw on a documentary last night that the universe is expanding and probably will keep expanding for ever.

**Steve:** Really?

**Monica:** Yeah, Steven Hawking said so.

There aren't any indicator words here, but it looks like Monica is giving an argument. She states that the universe is expanding, and Steve gives a skeptical "really?" Monica then replies by saying that she got this information from the famous physicist Steven Hawking. It looks like Steve is supposed to believe that the universe will expand indefinitely because Hawking, an authority in the relevant field, said so. This makes for an ok argument:

P: Steven Hawking said that the universe is expanding and will continue to do so indefinitely.

C: The universe is expanding and will continue to do so indefinitely.

Arguments from authority aren't very reliable, but for very many things they are all we have to go on. We can't all be experts on everything. But now try to imagine this argument as an explanation. What would it mean to say that the expansion of the universe can be *explained* by the fact that Steven Hawking said that it should expand. It would be as if Hawking were a god, and the universe obeyed his commands! Arguments from authority are acceptable, but not ideal. Explanations from authority, on the other hand, are completely illegitimate.

In general, arguments that appeal to how the world works are more satisfying than one which appeals to the authority or expertise of others. Compare the following pair of arguments:

- (a) Jack says traffic will be bad this afternoon. So, traffic will be bad this afternoon.
- (b) Oh no! Highway repairs begin downtown today. And a bridge lift is scheduled for the middle of rush hour. Traffic is going to be terrible

Even though the second passage is an argument, the reasons used to justify the conclusion could be used in an explanation. Someone who accepts this argument will also have an explanation ready to offer if someone should later ask "Traffic was terrible today! I wonder why?". This is not true of the first passage: bad traffic is not explained by saying "Jack said it would be bad." The argument that refers to the drawbridge going up is appealing to a more powerful sort of reason, one that works in both explanations and arguments. This simply makes



for a more satisfying argument, one that makes for a deeper understanding of the world, than one that merely appeals to authority.

Although arguments based on explanatory premises are preferred, we must often rely on other people for our beliefs, because of constraints on our time and access to evidence. But the other people we rely on should hopefully hold the belief on the basis of an empirical understanding. And if *those* people are just relying on authority, then we should hope that at some point the chain of testimony ends with someone who is relying on something more than mere authority. In [cross ref] we'll look more closely at sources and how much you should trust them.

We just have seen that they same set of statements can be used as an argument or an explanation depending on the context. This can cause confusion between speakers as to what is going on. Consider the following case:

*Bill and Henry have just finished playing basketball.*

**Bill:** Man, I was terrible today.

**Henry:** I thought you played fine.

**Bill:** Nah. It's because I have a lot on my mind from work.

Bill and Henry disagree about what is happening—arguing or explaining. Henry doubts Bill's initial statement, which should provoke Bill to argue. But instead, he appears to plough ahead with his explanation. What Henry can do in this case, however, is take the reason that Bill offers as an explanation (that Bill is preoccupied by issues at work) and use it as a premise in an argument for the conclusion "Bill played terribly." Perhaps Henry will argue (to himself) something like this: "It's true that Bill has a lot on his mind from work. And whenever a person is preoccupied, his basketball performance is likely to be degraded. So, perhaps he did play poorly today (even though I didn't notice)."

In other situations, people can switch back and forth between arguing and explaining. Imagine that Jones says "The reservoir is at a low level because of several releases to protect the down-stream ecology." Jones might intend this as an explanation, but since Smith does not share the belief that the reservoir's water level is low, he will first have to be given reasons for believing that it is low. The conversation might go as follows:

**Jones:** The reservoir is at a low level because of several releases to protect the down-stream ecology.

**Smith:** Wait. The reservoir is low?

**Jones:** Yeah. I just walked by there this morning. You haven't been up there in a while?

**Smith:** I guess not.

**Jones:** Yeah, it's because they've been releasing a lot of water to protect the ecology lately.

When challenged, Smith offers evidence from his memory: he saw the reservoir that morning. Once Smith accepts that the water level is low, Jones can restate his explanation.

Some forms of explanation overlap with other kinds of nonargumentative passages. We are dealing right now with thinking in the real world, and as we mentioned on page 4 the real world is full of messiness and ambiguity. One effect of this is that all the categories we are discussing will wind up overlapping. Narratives and expository passages, for instance, can also function as explanations. Consider this passage

*From an article on espn.go.com* Duke beat Butler 61-59 for the national championship Monday night. Gordon Hayward's half-court, 3-point heave for the win barely missed to leave tiny Butler one cruel basket short of the Hollywood ending.

On the one hand, this is clearly a narrative—retelling a sequence of events united by time, place, and character. But it also can work as an explanation about how Duke won, if the audience immediately accepts the result. 'The last shot was a miss and then Duke won' can be understood as 'the last shot was a miss and so Duke won'.

## Practice Exercises

**Part A** Identify each of the passages below as an argument, an explanation, or neither, and justify your answer. If the passage is an argument write it in canonical form, with premises marked  $P_1$  etc., then a line, and then the conclusion marked with a  $C$ . If the argument is an explanation, write it in the canonical form for an explanation, with the explainers numbered and an "E" after the line that separates the explainers and the explainee. If the argument is neither an argument nor an explanation, state what kind of nonargument you think it is, such as a narrative or an expository passage.

**Example:** *Henry arrives at work late:* Bill is not here. He very rarely arrives late. So, he is not coming in today.

**Answer:** *Argument* You can tell Henry is giving an argument to himself here because the conclusion is something that he did not already believe.

$P_1$ : Bill is not here.

$P_2$ : Bill very rarely arrives late.

---

$C$ : Bill is not coming in today

- (1) *Jack is reading a popular science magazine. It reads:* Recent research has shown that people who rate themselves as "very happy" are less successful financially than those who rate themselves as "moderately happy." *He says,* "Huh! It seems that a little unhappiness is good in life."

- (2) *An anthropologist is speaking.* People get nicknames based on some distinctive feature they possess. And so, Mark, for example, who is 6'6" is (ironically) called "Smalls", while Matt, who looks young, is called "Baby Face." John looks just like his dad, and is called "Chip."
- (3) *Henry is lamenting to his friend Bill.* I can't stand it any more. I'll tell you why: I'm tired of living all alone. No one ever calls me on the phone. And my landlady tried to hit me with a mop. (Based on Lou Reed's "I Can't Stand It," from *Lou Reed*.)
- (4) *Two teenaged friends are talking. Analyze Saida's reasoning.*

**Saida:** I can't go to the show tonight.

**Jordan:** Bummer.

**Saida:** I know! My mother wouldn't let me go out when I asked.

- (5) *A mother is speaking to her teenage son.* You should always listen to your mother. I say "no." So, you have to stay in tonight.
- (6) *An economist is speaking.* Any time the public receives a tax rebate, consumer spending increases. Since the public just received a tax rebate, consumer spending will increase.
- (7) *In a letter to the editor.* Today's kids are all slackers. American society is doomed.
- (8) *On Monday, Jack is told that his unit ships to Iraq in two days:* I was hoping to go to Henry's birthday party next weekend. But I'm shipping out on Wednesday. So, I will miss it.
- (9) *A student is speaking to her instructor:* I was late for class because the battery in my mobile phone, which I was using as an alarm clock, ran out.
- (10) There is a lot of positive talk concerning parenthood because people tend to think about the positive effects that have a child brings and they tend to exclude the numerous negatives that it brings.

**Part B** Identify each of the passages below as an argument, an explanation, or neither, and justify your answer. If the passage is an argument write it in canonical form, with premises marked  $P_1$  etc., then a line, and then the conclusion marked with a C. If the argument is an explanation, write it in the canonical form for an explanation, with the explainers numbered and an "E" after the line that separates the explainers and the explainee. If the argument is neither an argument nor an explanation, state what kind of nonargument you think it is, such as a narrative or an expository passage.

- (1) You have to be smart to understand the rules of Dungeons and Dragons. Most smart people are nerds. So, I bet most people who play D&D are nerds.
- (2) *A coach is emailing parents in a neighborhood youth soccer league.* The game is canceled since it is raining heavily.
- (3) *At the market.* You know, granola bars generally aren't healthy. The ingredients include lots of processed sugars.
- (4) *At the pet store.*

**Salesman:** A small dog makes just as effective a guard dog for your home as a big dog.

**Henry:** No way!

**Salesman:** It might seem strange. But smaller “yappy” dogs bark readily and they also generate distinctive higher-pitched sounds. Most of a dog’s effectiveness as a guard is due to making a sound, not physical size.

(5) *A child is thinking out loud.* I think my cat must be dead. It isn’t in any of its usual places. And when I asked my mother if she had seen it, she couldn’t look me in the eyes.

(6) **Smith:** I can solve any puzzle more quickly than you.

**Jones:** Get out of here.

**Smith:** It’s true! I’m a member of MENSA, and you’re not.

(7) *In the comments on a biology blog:* According to Darwin’s theory, my ancestors were monkeys. But since that’s ridiculous, Darwin’s theory is false.

(8) If you believe in [the Christian] God and turn out to be incorrect, you have lost nothing. But if you don’t believe in God and turn out to be incorrect, you will go to hell. Believing in God is better in both cases. One should therefore believe in God. (A formulation of “Pascal’s Wager” by Blaise Pascal.)

(9) *Bill and Henry are in Columbus.*

**Bill:** Good news—I just accepted a job offer in Omaha.

**Henry:** That’s great. Congratulations! I suppose this means you’ll be leaving us, then?

**Bill:** Yes, I’ll need to move sometime before September.

(10) You already know that God kicked humanity out of Eden before they could eat of the tree of life but only after they had eaten of the tree of knowledge of good and evil. That was because Satan wanted to take over God’s throne and was responsible for their eating from the tree. If humans had eaten of both trees they could have been a threat to God.

## Key Terms

<b>Argument</b>	<b>Explanation</b>
<b>Canonical form</b>	<b>Expository passage</b>
<b>Conclusion</b>	<b>Formal logic</b>
<b>Conclusion indicator</b>	<b>Inference</b>
<b>Content neutrality</b>	<b>Informal logic</b>
<b>Critical thinking</b>	<b>Logic</b>
<b>Explainee</b>	<b>Metacognition</b>
<b>Explainer</b>	<b>Metareasoning</b>

**Narrative**

**Rhetoric**

**Premise**

**Simple statement of belief**

**Premise indicator**

**Statement**

**Reason**

**Target proposition**

## Chapter 2

# The Basics of Evaluating Argument

### 2.1 Two Ways an Argument Can Go Wrong

Arguments are supposed to lead us to the truth, but they don't always succeed. There are two ways they can fail in their mission. First, they can simply start out wrong, using false premises. Consider the following argument.

P<sub>1</sub>: It is raining heavily.

P<sub>2</sub>: If you do not take an umbrella, you will get soaked.

---

C: You should take an umbrella.

If premise (1) is false—if it is sunny outside—then the argument gives you no reason to carry an umbrella. The argument has failed its job. Premise (2) could also be false: Even if it is raining outside, you might not need an umbrella. You might wear a rain poncho or keep to covered walkways and still avoid getting soaked. Again, the argument fails because a premise is false.

Even if an argument has all true premises, there is still a second way it can fail. Suppose for a moment that both the premises in the argument above are true. You do not own a rain poncho. You need to go places where there are no covered walkways. Now does the argument show you that you should take an umbrella? Not necessarily. Perhaps you enjoy walking in the rain, and you would like to get soaked. In that case, even though the premises were true, the conclusion would be false. The premises, although true, do not *support* the conclusion. Back on page 12 we defined an inference, and said it was like argument glue: it holds the premises and conclusion together. When an argument goes wrong because the premises do not support the conclusion, we say there is something wrong with the inference.

Consider another example:

P<sub>1</sub>: You are reading this book.

P<sub>2</sub>: This is a logic book.

---

C: You are a logic student.

This is not a terrible argument. Most people who read this book are logic students. Yet, it is possible for someone besides a logic student to read this book. If your roommate picked up the book and thumbed through it, they would not immediately become a logic student. So the premises of this argument, even though they are true, do not guarantee the truth of the conclusion. Its inference is less than perfect.

Again, for any argument, there are two ways that it could fail. First, one or more of the premises might be false. Second, the premises might fail to support the conclusion. Even if the premises were true, the form of the argument might be weak, meaning the inference is bad.

## 2.2 Valid, Sound

In logic, we are mostly concerned with evaluating the quality of inferences, not the truth of the premises. The truth of various premises will be a matter of whatever specific topic we are arguing about, and, as we have said, logic is content neutral.

The strongest inference possible would be one where the premises, if true, would somehow force the conclusion to be true. This kind of inference is called valid. There are a number of different ways to make this idea of the premises forcing the truth of the conclusion more precise. Here are a few:

An argument is valid if and only if . . .

- (a) it is impossible to consistently both (i) accept the premises and (ii) reject the conclusion
- (b) it is impossible for the premises to be true and the conclusion false
- (c) the premises, if true, would necessarily make the conclusion true.
- (d) the conclusion is true in every imaginable scenario in which the premises are true
- (e) it is impossible to write a consistent story (even fictional) in which the premises are true and the conclusion is false

In the glossary, we formally adopt item (b) as the definition for this textbook: an argument is **VALID** if and only if it is impossible for the premises to be true and the conclusion false. However,

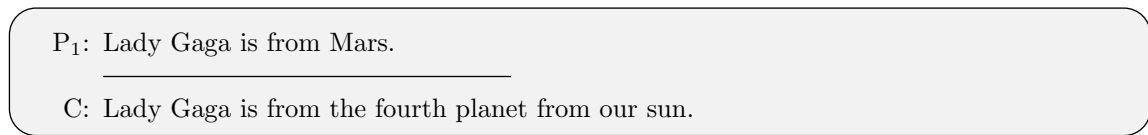


Figure 2.1: A **valid** argument.

nothing will really ride on the differences between the definitions in the list above, and we can look at all of them in order to give us a sense of what logicians mean when they use the term “logic”.

The important thing to see is that all the definitions in the list above try to get at what *would* happen if the premises were true. None of them assert that the premises actually *are* true. This is why definitions (d) and (e) talk about what would happen if you somehow *pretend* the premises are true, for instance by telling a story. The argument is valid if, when you pretend the premises are true, you also have to pretend the conclusion is true. Consider the argument in Figure 2.1

The American pop star Lady Gaga is not from Mars. (She’s from New York City.) Nevertheless, if you imagine she’s from Mars, you simply have to imagine that she is from the fourth planet from our sun, because mars simply is the fourth planet form our sun. Therefore this argument is valid.


This way of understanding validity is based on what you can imagine, but not everyone is convinced that the imagination is a reliable tool in logic. That is why definitions like (c) and (b) talk about what is necessary or impossible. If the premises are true, the conclusion necessarily must be true. Alternately, it is impossible for the premises to be true and the conclusion false. The idea here is that instead of talking about the imagination, we will just talk about what can or cannot happen a the same time. The fundamental notion of validity remains the same, however: the truth of the premises would simply guarantee the truth of conclusion.

So, assessing validity means wondering about whether the conclusion would be true *if* the premises were true. This means that valid arguments can have false conclusions. This is important to keep in mind because people naturally tend to think that any argument must be good if they agree with the conclusion. And the more passionately people believe in the conclusion, the more likely we are to think that any argument for it must be brilliant. Conversely, if the conclusion is something we don’t believe in, we naturally tend to think the argument is poor. And the more we don’t like the conclusion, the less likely we are to like the argument.

But this is not the way to evaluate inferences at all. The quality of the inference is entirely independent of the truth of the conclusion. You can have great arguments for false conclusions and horrible arguments for true conclusions. Confusing the truth of the conclusion with the quality of of the inference is a mistake in logic called the fallacy of mistaking the conclusion for the argument. In general we use the term FALLACY to describe any common mistake in reasoning. The FALLACY OF MISTAKING THE CONCLUSION FOR THE ARGUMENT is specifically the common mistake of evaluating an argument based merely on whether one agrees or disagrees with the conclusion.

An argument is valid if it is impossible for the premises to be true and the conclusion false. This means that you can have valid arguments with false conclusions, they just have to also have





P<sub>1</sub>: Oranges are either fruits or musical instruments.  
P<sub>2</sub>: Oranges are not fruits.  


---

C: Oranges are musical instruments.

Figure 2.2: A **valid** argument

false premises. Consider the example in Figure 2.2

The conclusion of this argument is ridiculous. Nevertheless, it follows validly from the premises. This is a valid argument. *If* both premises were true, *then* the conclusion would necessarily be true.


This shows that a valid argument does not need to have true premises or a true conclusion. Conversely, having true premises and a true conclusion is not enough to make an argument valid. Consider the example in Figure 2.3

The premises and conclusion of this argument are, as a matter of fact, all true. This is a terrible argument, however, because the premises have nothing to do with the conclusion. Imagine what would happen if Paris declared independence from the rest of France. Then the conclusion would be false, even though the premises would both still be true. Thus, it is *logically possible* for the premises of this argument to be true and the conclusion false. The argument is not valid. If an argument is not valid, it is called **INVALID**. As we shall see, this term is a little misleading, because less than perfect arguments can be very useful. But before we do that, we need to look more at the concept of validity.

In general, then, the *actual* truth or falsity of the premises, if known, do not tell you whether or not an inference is valid. There is one exception: when the premises are true and the conclusion is false, the inference cannot be valid, because valid reasoning can only yield a true conclusion when beginning from true premises.

Figure 2.4 has another invalid argument:

In this case, we can see that the argument is invalid by looking at the truth of the premises and conclusion. We know the premises are true. We know that the conclusion is false. This is the one circumstance that a valid argument is supposed to make impossible.



P<sub>1</sub>: London is in England.  
P<sub>2</sub>: Beijing is in China.  


---

C: Paris is in France.

Figure 2.3: An **invalid** argument.

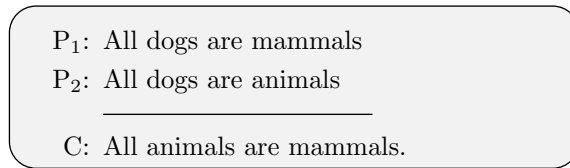


Figure 2.4: An **invalid** argument.

Some invalid arguments are hard to detect because they resemble valid arguments. Consider the one in Figure 2.5

This reasoning is not valid since the premises do not *definitively* support the conclusion. To see this, assume that the premises are true and then ask, "Is it possible that the conclusion could be false in such a situation?". There is no inconsistency in taking the premises to be true without taking the conclusion to be true. The first premise says that the stimulus package will allow the U.S. to avoid a depression, but it does not say that a stimulus package is the *only* way to avoid a depression. Thus, the mere fact that there is no stimulus package does not necessarily mean that a depression will occur.

Here is another, trickier, example, and give it first in ordinary language.

*A pundit is speaking on a cable news show* If the U.S. economy were in recession and inflation were running at more than 4%, then the value of the U.S. dollar would be falling against other major currencies. But this is not happening — the dollar continues to be strong. So, the U.S. is not in recession.

The conclusion is "The U.S. economy is not in recession." If we put the argument in canonical form, it looks like figure 2.6

The conclusion does not follow necessarily from the premises. It does follow necessarily from the premises that (i) the U.S. economy is not in recession or (ii) inflation is running at more than 4%, but they do not guarantee (i) in particular, which is the conclusion. For all the premises say, it is possible that the U.S. economy is in recession but inflation is less than 4%. So, the inference does not *necessarily* establish that the U.S. is not in recession. A parallel inference would be "Jack needs eggs and milk to make an omelet. He can't make an omelet. So, he doesn't have eggs."

If an argument is not only valid, but also has true premises, we call it SOUND. "Sound" is the

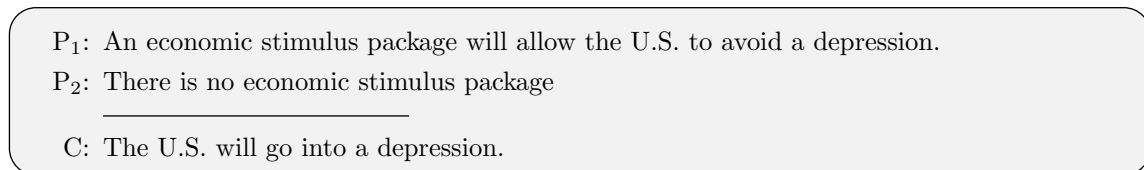


Figure 2.5: An **invalid** argument

<p>P<sub>1</sub>: If the U.S. were in a recession with more than 4% inflation, then the dollar would be falling</p> <p>P<sub>2</sub>: The dollar is not falling</p> <hr style="width: 20%; margin-left: 0;"/> <p>C: The U.S. is not in a recession.</p>
---

Figure 2.6: An **invalid** argument

highest compliment you can pay an argument. We said in Section 2.1 that there were two ways an argument could go wrong, either by having false premises or weak inferences. Sound arguments avoid both of these traps. If logic is the study of virtue in argument, sound arguments are the most virtuous. If someone gives a sound argument in a conversation, you have to believe the conclusion, or else you are irrational.

The argument on the left in Figure 2.7 is valid, but not sound. The argument on the right is both valid and sound.

Both arguments have the exact same form. They say that a thing belongs to a general category and everything in that category has a certain property, so the thing has that property. Because the form is the same, it is the same valid inference each time. The difference in the arguments is not the validity of the inference, but the truth of the second premise. People are not carrots, therefore the argument on the left is not sound. People are mortal, so the argument on the right is sound.

Often it is easy to tell the difference between validity and soundness if you are using completely silly examples. Things become more complicated with false premises that you might be tempted to believe, as in the argument in Figure 2.8.

You might have a general sense that the argument in Figure 2.8 is bad—you shouldn't assume that someone drinks Guinness just because they are Irish. But the argument is completely valid (at least when it is expressed this way.) The inference here is the same as it was in the previous two arguments. The problem is the first premise. Not all Irishmen drink Guinness, but if they did, and Smith was an Irishman, he would drink Guinness.

The important thing to remember is that validity is not about the actual truth or falsity of the statements in the argument. Instead, it is about the way the premises and conclusion are put together. It is really about the *form* of the argument. A valid argument has perfect logical form. The premises and conclusion have been put together so that the truth of the premises is incompatible with the falsity of the conclusion.

A general trick for determining whether an argument is valid is to try to come up with just one way in which the premises could be true but the conclusion false. If you can think of one (just one! anything at all! but no violating the laws of physics!), the reasoning is *invalid*.

<p>P<sub>1</sub>: Socrates is a person.</p> <p>P<sub>2</sub>: All people are carrots.</p> <hr style="width: 20%; margin-left: 0;"/> <p>C: Therefore, Socrates is a carrot.</p> <p style="text-align: center;"><b>Valid, but not sound</b></p>	<p>P<sub>1</sub>: Socrates is a person.</p> <p>P<sub>2</sub>: All people are mortal.</p> <hr style="width: 20%; margin-left: 0;"/> <p>C: Therefore, Socrates is mortal.</p> <p style="text-align: center;"><b>Valid and sound</b></p>
---	---

Figure 2.7: These two arguments are valid, but only the one on the right is sound

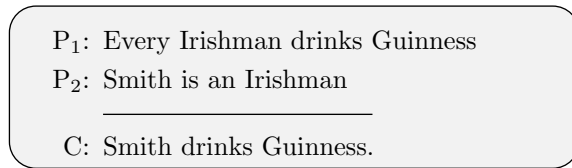


Figure 2.8: An argument that is **valid** but not *sound*

## Practice Exercises

**Part A** Put the following arguments in canonical form and then decide whether they are valid. If the argument is invalid, explain why.

**Example:** *Monica is looking for her coworker* Jack is in his office. Jack's office is on the second floor. So, Jack is on the second floor.

**Answer:** P<sub>1</sub>: Jack is in his office.  
 P<sub>2</sub>: Jack's office is on the second floor.  


---

 C: Jack is on the second floor.

Valid

- (1) All dinosaurs are people, and all people are fruit. Therefore all dinosaurs are fruit.
- (2) All dogs are mammals. Therefore, Fido is a mammal, because Fido is a dog.
- (3) Abe Lincoln must have been from France, because he was either from France or from Luxemborg, and we know was not from Luxemborg.
- (4) Love is blind. God is love. Ray Charles is blind. Therefore, Ray Charles is God
- (5) If the world were to end today, then I would not need to get up tomorrow morning. I will need to get up tomorrow morning. Therefore, the world will not end today.
- (6) All people are mortal. Socrates is mortal. Therefore all people are Socrates.
- (7) *A forest ranger is surveying the park* I can tell that bears have been down by the river, because there are tracks in the mud. Tracks like these are made by bears in almost every case.
- (8) If the triceratops were a dinosaur, it would be extinct. Therefore, the triceratops is extinct, because the triceratops was a dinosaur.
- (9) If George Washington was assassinated, he is dead. George Washington is dead. Therefore George Washington was assassinated.
- (10) Jack prefers Pepsi to Coke. After all, about 52% of people prefer Pepsi to Coke, and Jack is a person.

**Part B** Put the following arguments in canonical form and then decide whether they are valid. If the argument is invalid, explain why.

- (1) Cindy Lou Who lives in Whoville. You can tell because Cindy Lou Who is a Who, and all Whos live in Whoville.
- (2) If Frog and Toad like each other, they are friends. Frog and Toad like each other. Therefore, Frog and Toad are friends.
- (3) If Cindy Lou Who is no more than two, then she is not five years old. Cindy Lou Who is

not five. Therefore Cindy Lou Who is two or more.

- (4) *Jack's suspicious house mate is in the kitchen* Jack has moved my leftover slice of pizza. Jack must have moved it, because Jack is the only person who has been in the house, and the pizza is no longer in the fridge.
- (5) Jack is Smith's work colleague. So, Jack and Smith are friends.
- (6) Abe Lincoln was either born in Illinois or he was once president. Therefore Abe Lincoln was born in Illinois, because he was never president.
- (7) Politicians get a generous allowance for transportation costs. Enda Kenny is a politician. Therefore Kenny gets a generous transportation allowance.
- (8) Jones is taller than Bill, because Smith is taller than Jones and Bill is shorter than Smith.
- (9) If grass is green, then I am the pope. Grass is green. So, I am the pope.
- (10) Smith is paid more than Jack. They are both paid weekly. So, Smith has more money than Jack.

**Part C** Put the following arguments in canonical form and then decide whether they are valid. If the argument is invalid, explain why.

- (1) Jack is close to the pond. The pond is close to the playground. So, Jack is close to the playground.
- (2) *Jack is at work*: I have up to half an hour to get to the bank, because work ends at 5:00 and the bank closes at 5:30.
- (3) Jack and Gill ate at Guadalajara restaurant earlier and both of them feel nauseated now. So, something they ate there is making them sick.
- (4) Zhaoqing must be west of Huizhou, because Zhaoqing is west of Guangzhou, which is west of Huizhou.
- (5) *Henry can't find his glasses*. I remember I had them when I came in from the car. So, they are in the house somewhere.
- (6) I was talking about tall John—the one who is over 6'4"—but Jack was talking about short John, who is at most 5'2". So, we were talking about two different Johns.
- (7) Tomorrow's trip to Ensenada will take about 10 hours, because the last time I drove there from here it took 10 hours.

**Part D** Put the following arguments in canonical form and then decide whether they are valid. If the argument is invalid, explain why.

- (1) *Monica is surveying the crowd that showed up for her talk* There must be at least 150 people here. That's how many people the auditorium holds, and every seat is full and people are beginning to sit on the stairs at the side.
- (2) The fire bell in the building is ringing. There is sometimes a fire in the building when the alarm goes off. So, there is a fire.

- (3) I cannot drive on the motorways yet, because I just passed my driving test and anyone who passes can drive on the roads but not on the motorway for six months.
- (4) Yesterday's the temperature reached 91 degrees Fahrenheit. Today it is 94. So, today is warmer than yesterday.
- (5) My car is functioning well at the moment. So, all of the parts in my car are functioning well.
- (6) It has been sunny every day for the last five days. So, it will be sunny today.
- (7) Jack is in front of Gill. So, Gill is behind Jack.
- (8) *Gill is returning home*: The door to my house is still locked. So, my possessions are still inside.

### 2.3 Strong, Cogent, Deductive, Inductive

We have just seen that sound arguments are the very best arguments. Unfortunately, sound arguments are really hard to come by, and when you do find them, they often only prove things that were already quite obvious, like that Socrates (a dead man) is mortal. Fortunately, arguments can still be worthwhile, even if they are not sound. Consider this one:

P<sub>1</sub>: In January 1997, it rained in San Diego.

P<sub>2</sub>: In January 1998, it rained in San Diego.

P<sub>3</sub>: In January 1999, it rained in San Diego.

---

C: It rains every January in San Diego.

This argument is not valid, because the conclusion could be false even though the premises are true. It is possible, although unlikely, that it will fail to rain next January in San Diego. Moreover, we know that the weather can be fickle. No amount of evidence should convince us that it rains there *every* January. Who is to say that some year will not be a freakish year in which there is no rain in January in San Diego? Even a single counterexample is enough to make the conclusion of the argument false.

Still, this argument is pretty good. Certainly, the argument could be made stronger by adding additional premises: In January 2000, it rained in San Diego. In January 2001... and so on. Regardless of how many premises we add, however, the argument will still not be deductively valid. Instead of being valid, this argument is strong. An argument is **STRONG** if the premises would make the conclusion more likely, were they true. In a strong argument, the premises don't guarantee the truth of the conclusion, but they do make it a good bet. If an argument is strong, and it has true premises, we say that it is **COGENT**. Cogency is the equivalent of soundness in strong arguments. If an inference is neither valid, nor strong, we say it is **WEAK**. In a weak argument, the premises would not even make the conclusion likely, even if they were true.

You may have noticed that the word “likely” is a little vague. How likely do the premises have to make the conclusion before we can count the argument as strong? The answer is a very unsatisfying “it depends.” It depends on what is at stake in the decision to believe the conclusion. What happens if you are wrong? What happens if you are right? The phrase “make the conclusion a good bet” is really quite apt. Whether something is a good bet depends a lot on how much money is at stake and how much you are willing to lose. Sometimes people feel comfortable taking a bet that has a 50% chance of doubling their money, sometimes they don’t.

The vagueness of the word “likely” brings out an interesting feature of strong arguments: some strong arguments are stronger than others. The argument about rain in San Diego, above, has three premises referring to three previous Januaries. The argument is pretty strong, but it can become stronger if we go back farther into the past, and find more years where it rains in January. The more evidence we have, the better a bet the conclusion is. Validity is not like this. Validity is a black-or-white matter. You either have it, and you’re perfect, or you don’t, and you’re nothing. There is no point in adding premises to an argument that is already valid.

Arguments that are valid, or at least try to be, are called DEDUCTIVE, and people who attempt to argue using valid arguments are said to be arguing *deductively*. The notion of validity we are using here is, in fact, sometimes called *deductive validity*. Deductive argument is difficult, because, as we said, in the real world sound arguments are hard to come by, and people don’t always recognize them as sound when they find them. Arguments that purport to merely be strong rather than valid are called INDUCTIVE. The most common kind of inductive argument includes arguments like the one above about rain in San Diego, which generalize from many cases to a conclusion about all cases.

Deduction is possible in only a few contexts. You need to have clear, fixed meanings for all of your terms and rules that are universal and have no exceptions. One can find situations like this if you are dealing with things like legal codes, mathematical systems or logical puzzles. One can also create, as it were, a context where deduction is possible by imagining a universal, exceptionless rule, even if you know that no such rule exists in reality. In the example above about rain in San Diego, we can change the argument from inductive to deductive by adding a universal, exceptionless premise like “It always rains in January in San Diego.” This premise is unlikely to be true, but it can make the inference valid. (For more about trade offs between the validity of the inference and the truth of the premise, see the chapter on incomplete arguments in the complete version of this text.

Here is an example in which the context is an artificial code — the tax code:

*From a the legal code posted on a government website* A tax credit for energy-efficient home improvement is available at 30% of the cost, up to \$1,500 total, in 2009 & 2010, ONLY for existing homes, NOT new construction, that are your ”principal residence” for Windows and Doors (including sliding glass doors, garage doors, storm doors and storm windows), Insulation, Roofs (Metal and Asphalt), HVAC: Central Air Conditioners, Air Source Heat Pumps, Furnaces and Boilers, Water Heaters: Gas, Oil, & Propane Water Heaters, Electric Heat Pump Water Heaters, Biomass Stoves.

This rule describes the conditions under which a person can or cannot take a certain tax credit. Such a rule can be used to reach a valid conclusion that the tax credit can or cannot be taken.

As another example of an inference in an artificial situation with limited and clearly defined options, consider a Sudoku puzzle. The rules of Sudoku are that each cell contains a single number from 1 to 9, and each row, each column and each 9-cell square contain one occurrence of each number from 1 to 9. Consider the following partially completed board:

5	3			7				
6			1	9	5			
	9	8					6	
8				6				3
4			8		3			1
7				2				6
	6					2	8	
			4	1	9			5
				8			7	9

The following inference shows that, in the first column, a 9 must be entered below the 7:

The 9 in the first column must go in one of the open cells in the column. It cannot go in the third cell in the column, because there is already a 9 in that 9-cell square. It cannot go in the eighth or ninth cell because each of these rows already contains a 9, and a row cannot contain two occurrences of the same number. Therefore, since there must be a 9 somewhere in this column, it must be entered in the seventh cell, below the 7.

The reasoning in this inference is valid: if the premises are true, then the conclusion must be true. Logic puzzles of all sorts operate by artificially restricting the available options in various ways. This then means that each conclusion arrived at (assuming the reasoning is correct) is necessarily true.

One can also create a context where deduction is possible by imagining a rule that holds without exception. This can be done with respect to any subject matter at all. Speakers often exaggerate the connecting premise in order to ensure that the justificatory or explanatory power of the inference is as strong as possible. Consider Smith's words in the following passage:

**Smith:** I'm going to have some excellent pizza this evening.



- Jones:** I'm glad to hear it. How do you know?  
**Smith:** I'm going to Adriatico's. They always make a great pizza.

Here, Smith justifies his belief that the pizza will be excellent — it comes from Adriatico's, where the pizza, he claims, is *always* great: in the past, present and future.

As stated by Smith, the inference that the pizza will be great this evening is valid. However, making the inference valid in this way often means making the general premise false: it's not likely that the pizza is great *every single* time; Smith is overstating the case for emphasis. Note that Smith need not have used a universal proposition in order to convince Jones that the pizza will *very likely* be good. The inference to the conclusion would be strong (though not valid) if he had said that the pizza is "almost always" great, or that the pizza has been great on all of the many occasions he has been at that restaurant in the past. The strength of the inference would fall to some extent—it would not be guaranteed to be great this evening—but a slightly weaker inference seems appropriate, given that sometimes things go contrary to expectation.

Sometimes the laws of nature make constructing contexts for valid arguments more reasonable. Now consider the following passage, which involves a scientific law:

Jack is about to let go of Jim's leash. The operation of gravity makes all unsupported objects near the Earth's surface fall toward the center of the Earth. Nothing stands in the way. Therefore, Jim's leash will fall.

(Or, as Spock said in a Star Trek episode, "If I let go of a hammer on a planet that has a positive gravity, I need not see it fall to know that it has in fact fallen.") The inference above is represented in canonical form as follows:

- P<sub>1</sub>: Jack is about to let go of Jim's leash.  
 P<sub>2</sub>: The operation of gravity makes all unsupported objects near the Earth's surface fall toward the center of the Earth.  
 P<sub>3</sub>: Nothing stands in the way of the leash falling.  


---

 C: Jim's leash will fall toward the center of the Earth.

As stated, this argument is valid. That is, if you pretend that they are true or accept them "for the sake of argument", you would *necessarily* also accept the conclusion. Or, to put it another way, there is no way in which you could hold the premises to be true and the conclusion false.

Although this argument is valid, it involves idealizing assumptions similar to the ones we saw in the pizza example. P<sub>2</sub> states a physical law which is about as well confirmed as any statement about the world around us you care to name. However, physical laws make assumptions about the situations they apply to—they typically neglect things like wind resistance. In this case, the idealizing assumption is just that nothing stands in the way of the leash falling. This can be checked just by looking, but this check can go wrong. Perhaps there is an invisible pillar

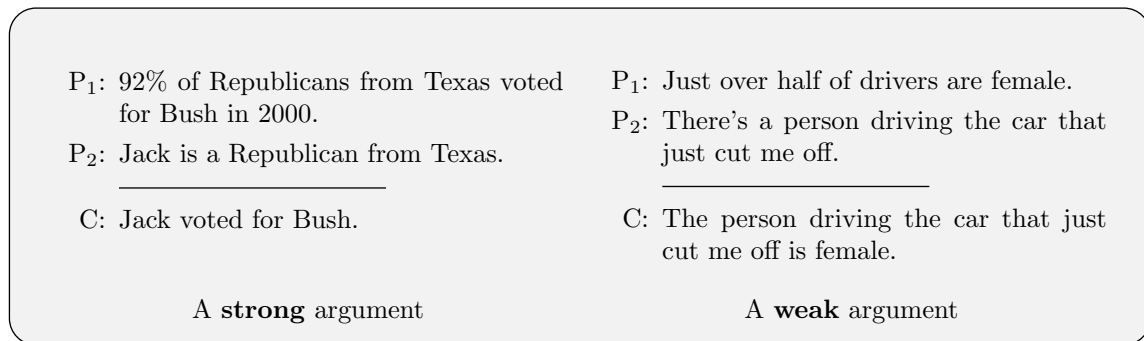


Figure 2.9: Neither argument is valid, but one is strong and one is weak

underneath Jack's hand? Perhaps a huge gust of wind will come? These events are much less likely than Adriatico's making a lousy pizza, but they are still possible.

Thus we see that using scientific laws to create a context where deductive validity is possible is a much safer bet than simply asserting whatever exceptionless rule pops into your head. However, it still involves improving the quality of the inference by introducing premises that are less likely to be true.

So deduction is possible in artificial contexts like logical puzzles and legal codes. It is also possible in cases where we make idealizing assumptions or imagine exceptionless rules. The rest of the time we are dealing with induction. When we do induction, we try for strong inferences, where the premises, assuming they are true, would make the truth of the conclusion very likely, though not necessary. Consider the two arguments in Figure 2.9

Note that the premises in neither inference *guarantee* the truth of the conclusion. For all the premises in the first one say, Jack could be one of the 8% of Republicans from Texas who did not vote for Bush; perhaps, for example, Jack soured on Bush, but not on Republicans in general, when Bush served as governor. Likewise for the second; the driver could be one of the 49%.

So, neither inference is valid. But there is a big difference between how much support the premises, if true, would give to the conclusion in the first and how much they would in the second. The premises in the first, assuming they are true, would provide very strong reasons to accept the conclusion. This, however, is not the case with the second: if the premises in it were true then they would give only weak reasons for believing the conclusion. thus, the first is strong while the second is weak.

As we said earlier, there there are only two options with respect to validity—valid or not valid. On the other hand, strength comes in degrees, and sometimes arguments will have percentages that will enable you to exactly quantify their strength, as in the two examples in Figure 2.9.

However, even where the degree of support is made explicit by a percentage there is no firm way to say at what degree of support an inference can be classified as strong and below which it is weak. In other words, it is difficult to say whether or not a conclusion is *very likely* to be true.

For example, In the inference about whether Jack, a Texas Republican, voted for Bush. If 92% of Texas Republicans voted for Bush, the conclusion, if the premises are granted, would very probably be true. But what if the number were 85%? Or 75%? Or 65%? Would the conclusion very likely be true? Similarly, the second inference involves a percentage greater than 50%, but this does not seem sufficient. At what point, however, would it be sufficient?

In order to answer this question, go back to basics and ask yourself: "If I accept the truth of the premises, would I then have sufficient reason to believe the conclusion?". If you would not feel safe in adopting the conclusion as a belief as a result of the inference, then you think it is weak, that is, you do not think the premises give sufficient support to the conclusion.

Note that the same inference might be weak in one context but strong in another, because the degree of support needed changes. For example, if you merely have a deposit to make, you might accept that the bank is open on Saturday based on your memory of having gone to the bank on Saturday at some time in the past. If, on the other hand, you have a vital mortgage payment to make, you might not consider your memory sufficient justification. Instead, you will want to call up the bank and increase your level of confidence in the belief that it will be open on Saturday.

Most inferences (if successful) are strong rather than valid. This is because they deal with situations which are in some way open-ended or where our knowledge is not precise. In the example of Jack voting for Bush, we know only that 92% of Republicans voted for Bush, and so there is no definitive connection between being a Texas Republican and voting for Bush. Further, we have only statistical information to go on. This statistical information was based on polling or surveying a sample of Texas voters and so is itself subject to error (as is discussed in the chapter on induction in the complete version of this text. A more precise version of the premise might be "92%  $\pm$  3% of Texas Republicans voted for Bush.").

At the risk of redundancy, let's consider a variety of examples of valid, strong and weak inferences, presented in standard form.

P<sub>1</sub>: David Duchovny weighs more than 200 pounds.

---

C: David Duchovny weighs more than 150 pounds.

The inference here is valid. It is valid because of the number system (here applied to weight): 200 is more than 150. It might be false, as a matter of fact, that David Duchovny weighs more than 200 pounds, and false, as a matter of fact, that David Duchovny weighs more than 150 pounds. But if you *suppose* or *grant* or *imagine* that David Duchovny weighs more than 200 pounds, it would then *have* to be true that David Duchovny weighs more than 150 pounds. Next:

P<sub>1</sub>: Armistice Day is November 11th, each year.

P<sub>2</sub>: Halloween is October 31st, each year.

---

C: Armistice Day is later than Halloween, each year.

This inference is valid. It is valid because of order of the months in the Gregorian calendar and the placement of the New Year in this system. Next:

P<sub>1</sub>: All people are mortal.  
 P<sub>2</sub>: Professor Pappas is a person.  
 \_\_\_\_\_  
 C: Professor Pappas is mortal.

As written, this inference is valid. If you accept for the sake of argument that all men are mortal (as the first premise says) and likewise that Professor Pappas is a man (as the second premise says), then you would have to accept also that Professor Pappas is mortal (as the conclusion says). You could not consistently both (i) affirm that all men are mortal and that Professor Pappas is a man and (ii) deny that Professor Pappas is mortal. If a person accepted these premises but denied the conclusion, that person would be making a mistake in logic.

This inference's validity is due to the fact that the first premise uses the word "all". You might, however, wonder whether or not this premise is true, given that we believe it to be true only on our experience of men *in the past*. This might be a case of over-stating a premise, which we mentioned earlier. Next:

P<sub>1</sub>: In 1933, it rained in Columbus, Ohio on 175 days.  
 P<sub>2</sub>: In 1934, it rained in Columbus, Ohio on 177 days.  
 P<sub>3</sub>: In 1935, it rained in Columbus, Ohio on 171 days.  
 \_\_\_\_\_  
 C: In 1936, it rained in Columbus, Ohio on at least 150 days.

This inference is strong. The premises establish a record of days of rainfall that is well above 150. It is possible, however, that 1936 was exceptionally dry, and this possibility means that the inference does not achieve validity. Next:

P<sub>1</sub>: The Bible says that homosexuality is an abomination.  
 \_\_\_\_\_  
 C: Homosexuality is an abomination.

This inference is an appeal to a source. Appeals to sources are discussed in the sections on arguments from authority in the complete version of this text. of this book. In brief, you should think about whether the source is reliable, is biased, and whether the claim is consistent with what other authorities on the subject say. You should apply all these criteria to this argument for yourself. You should ask what issues, if any, the Bible is reliable on. If you believe humans had any role in writing the Bible, you can ask about what biases and agendas they might have had. And you can think about what other sources—religious texts or moral experts—say on this issue. You can certainly find many who disagree. Given the controversial nature of this issue, we will not give our evaluation. We will only encourage you to think it through systematically.

P<sub>1</sub>: Some professional philosophers published books in 2007.

P<sub>2</sub>: Some books published in 2007 sold more than 100,000 copies.

---

C: Some professional philosophers published books in 2007 that sold more than 100,000 copies.

This reasoning is weak. Both premises use the word "some" which doesn't tell you a lot about many professional philosophers published books and how many books sold more than 100,000 copies in 2007. This means that you cannot be confident that even one professional philosopher sold more than 100,000 copies. Next:

P<sub>1</sub>: Lots of Russians prefer vodka to bourbon.

---

C: George Bush was the President of the United States in 2006.

No one (in her right mind) would make an inference like this. It is presented here as an example only: it is clearly weak. It's hard to see how the premise justifies the conclusion to any extent at all.

To sum up this section, we have seen that there are two styles of reasoning, deductive and inductive. The former tries to use valid arguments, while the latter contents itself to give arguments that are merely strong. The section of this book on formal logic will deal entirely with deductive reasoning. Historically, most of formal logic has been devoted to the study of deductive arguments, although many great systems have been developed for the formal treatment of inductive logic. On the other hand, the sections of this book on informal logic and critical thinking will focus mostly on inductive logic, because these arguments are more readily available in the real world.

## Practice Exercises

**Part A** For each inference, (i) say whether it is valid, strong, or weak and (ii) explain your answer.

**Example:** The patient has a red rash covering the extremities and head, but not the torso. The only cause of such a rash is a deficiency in vitamin K. So, the patient must have a vitamin K deficiency.

**Answer:** (i) Valid.  
(ii) The word "only" means it must be vitamin K deficiency.

- (1) On 2003-06-19 in Norfolk, VA, a violent storm blew through and the power went out over much of the city. So, the storm caused the power to go out.
- (2) All men are things with purple hair, and all things with purple hair have nine legs.

Therefore, all men have nine legs.

- (3) Elvis Presley was known as The King. Elvis had 18 songs reach #1 in the Billboard charts. So, The King had 18 #1 hits.
- (4) Most philosophers are right-handed. Terence Irwin is a philosopher. So, he is right-handed.
- (5) Jack has purple hair, and purple toe nails. Hence, he has toe nails.
- (6) The Ohio State football team beat the Miami football team on 2003-01-03 for the college national championship. So, the Ohio State football team was the best team in college football in the 2002-2003 season.
- (7) Willie Mosconi made almost all of the pool shots he took from 1940-1945. He took a bunch of shots in 1941. So, he made almost every shot he took in 1941.
- (8) Some philosophers are people who are right-handed. Therefore, some people who are right-handed are philosophers.
- (9) U.S. President Obama firmly believed that Iran is planning a nuclear attack against Israel. We can conclude that Iran is planning a nuclear attack on Israel.
- (10) Since the Spanish American War occurred before the American Civil War, and since the American Civil War occurred after the Korean War, it follows that the Spanish American War occurred before the Korean War.
- (11) There are exactly 10 humans in Carnegie Hall right now. Every human in Carnegie Hall right now has exactly ten legs. And, of course, no human in Carnegie Hall shares any legs with another human. Thus, there are at least 100 legs in Carnegie Hall right now.
- (12) Amy Bishop is an evolutionary biologist (who shot a number of her colleagues to death in 2010). Evolutionary biology is incompatible with [Christian] scriptural teaching. Scriptural teaching is the only grounding for morality. Thus, evolutionary biologists are immoral.
- (13) *Socrates is defending himself against charges of corrupting the youth* Corrupt people do harm to those around them, and no one intentionally wants to be done harm. Therefore, I did not corrupt my associates intentionally.
- (14) Taxation means paying some of your earned income to the government. Some of this income is distributed to others. Paying so that someone else can benefit is slavery. Therefore, taxation is slavery.

**Part B** For each inference, (i) say whether it is valid, strong, or weak and (ii) explain your answer.

- (1) The sun has come up in the east every day in the past. So, the sun will come up in the east tomorrow.
- (2) Jack's dog Jim will die before the age of 73 (in human years). After all, you are familiar with lots of dogs, and lots of different kinds of dogs, and any dog that is now dead died before the age of 73 (in human years).
- (3) Any time the public receives a tax rebate, consumer spending increases, and the economy is stimulated. Since the public just received a tax rebate, consumer spending will increase.

- (4) 90% of the marbles in the box are blue. So, about 90% of the 20 I pick at random will be blue.
- (5) According to the world-renowned physicist Stephen Hawking, quarks are one of the fundamental particles of matter. So, quarks are one of the fundamental particles of matter.
- (6) Sean Penn, Susan Sarandon and Tim Robbins are actors, and Democrats. So, most actors are Democrats.
- (7) The President's approval rating has now fallen to 53%, employment is at a 10 year high, and he is in charge of two foreign wars. He would not win another term in two years' time, if he were to run.
- (8) If Bill Gates owns a lot of gold then Bill Gates is rich, and Bill Gates doesn't own a lot of gold. So, Bill Gates isn't rich.
- (9) All birds have wings, and all vertebrates have wings. So, all birds are vertebrates.
- (10) U.S. President Obama gave a speech in Berlin shortly after his inauguration. Berlin, of course, is where Hitler gave many speeches. Thus, Obama intends to establish a socialist system in the U.S.
- (11) Einstein said that he believed in a god only in the sense of a pantheistic god equivalent with nature. Thus, there is no god in the Christian sense.
- (12) The United States Congress has more members than there are days in the year. Thus, at least two members of the United States Congress celebrate their birthdays on the same day of the year.
- (13) The base at Guantanamo ought to be closed. The continued incarceration of prisoners without any move to try or release them provides terrorist organizations with an effective recruiting tool, perhaps leading to attacks against Americans overseas.
- (14) Smith and Jones surveyed teenagers (13-19 years old) at a local mall and found that 94% of this group owned a mobile phone. Therefore, they concluded, about 94% of all teenagers own mobile phone.
- (15) Janice Brooks is an unfit mother. Her Facebook and Twitter records show that in the hour prior to the youngest son's accident she had sent 50 messages — any parent who spends this much time on social media when they have kids is not giving them proper attention.

## Key Terms

**Cogent**

**Deductive**

**Fallacy**

**Fallacy of mistaking the conclusion for the argument**

**Inductive**

**Invalid**

**Sound**

**Strong**

**Valid**

**Weak**



# Chapter 3

## What is Formal Logic?

### 3.1 Constructing Formal Languages

The chapters in Part 3.1 deal with formal logic. Formal logic is distinguished from other branches of logic by the way it achieves content neutrality. Back on page 3, we said that a distinctive feature of logic is that it is neutral about the content of the argument it evaluates. If a kind of argument is strong—say, a kind of statistical argument—it will be strong whether it is applied to sports, politics, science or whatever. Formal logic takes radical measures to ensure content neutrality: it removes the parts of a statement that tie it to particular objects in the world and replaces them with variables.

Consider the two arguments from Figure 2.7 again:

P<sub>1</sub>: Socrates is a person.

P<sub>2</sub>: All persons are mortal.

---

C: Socrates is mortal.

P<sub>1</sub>: Socrates is a person.

P<sub>2</sub>: All people are carrots.

---

C: Socrates is a carrot.

These arguments are both valid. In each case, if the premises were true, the conclusion would have to be true. (In the case of the first argument, the premises are actually true, so the argument is sound, but that is not what we are concerned with right now.) These arguments are valid, because they are put together the right way. Another way of thinking about this is to say that they have the same logical form. Both arguments can be written like this:

P<sub>1</sub>: *S* is *M*.

P<sub>2</sub>: All *M* are *P*.

---

C:  $S$  is  $P$ .

In both arguments  $S$  stands for Socrates and  $M$  stands for person. In the first argument,  $P$  stands for mortal; in the second,  $P$  stands for carrot. (The reason we chose these letters will be clear in Chapter 4.) The letters ‘S’, ‘M’, and ‘P’ are variables. They are just like the variables you may have learned about in algebra class. In algebra, you had equations like  $y = 2x + 3$ , where  $x$  and  $y$  were variables that could stand for any number. Just as  $x$  could stand for any number in algebra, ‘S’ can stand for any name in logic. In fact, this is the original use of variables. Long before variables were used to stand for numbers in algebra, they were used to stand for classes by Aristotle in his book the *Prior Analytics* (c. 350 BCE/1984b). There are no recorded instances of people using variables before this, but Aristotle uses them fairly casually, as if his readers would be familiar with the idea, so it may be that someone prior to Aristotle actually invented the variable.

The invention of the variable was one of the most important conceptual innovations in human history, right up there with the invention of the zero, or alphabetic writing. The importance of the variable for the history of mathematics is obvious. But it was also incredibly important in its original field of application, logic. For one thing, it allows logicians to be more content neutral. We can set aside any associations we have with people, or carrots, or whatever, when we are analyzing an argument. More importantly, once we set aside content in this way, we discover that something incredibly powerful is left over, the logical structure of the sentence itself. This is what we investigate when we study formal logic. In the case of the two arguments above, identifying the logical structure of statements reveals not only that the two arguments have the same logical form, but they have an impeccable logical form. Both arguments are valid, and any other arguments that have this form will be valid.

When Aristotle introduced the variable he used it the way we did in the argument above. His variables stood for names and categories in simple two-premise arguments called syllogisms. The system of logic Aristotle outlined became the dominant logic in the Western world for more than two millennia. It was studied and elaborated on by philosophers and logicians from Baghdad to Paris. The thinkers that carried on Aristotelian tradition were divided by language and religion. They were pagans, Muslims, Jews, and Christians writing typically in Greek, Latin or Arabic. But they were all united by the sense that the tools Aristotle had given them allowed them to see something profound about the nature of reality.

Despite its historical importance, Aristotelean logic has largely been superseded. Starting in the 19th century people learned to do more than simply replace categories with variables. They learned to replicate the whole structure of sentences with a formal system that brought out all sorts of features of the logical form of arguments. The result was the creation of entire artificial languages. An ARTIFICIAL LANGUAGE is a language that was consciously developed by identifiable individuals for some purpose. Esperanto, for instance, is an artificial language developed by Ludwig Lazarus Zamenhof in the 19th century with the hope of promoting world peace by creating a common language for all. Artificial languages contrast with NATURAL LANGUAGES, which develop spontaneously and are learned by infants as their first language.

The languages developed by logicians are specifically formal languages. A FORMAL LANGUAGE is an artificial language designed to bring out the logical structure ideas and remove all the

ambiguity and vagueness that plague natural languages like English. Creating formal languages always involves a trade off.

On the one hand, we want to simplify the language so we can focus on just the parts of arguments that make them valid or invalid. If we included every feature of the English language, all of the subtlety and nuance, then there would be no advantage in translating to a formal language. We might as well think about the argument in English. At the same time, we would like a formal language that allows us to represent many kinds of natural language arguments. One reason Aristotelian logic was superseded was that it could only capture a tiny subset of the possible valid arguments.

So when deciding on a formal language, there is inevitably a tension between wanting to capture as much structure as possible and wanting a simple formal language—simpler formal languages leave out more. This means that there is no perfect formal language. Some will do a better job than others in translating particular English-language arguments.

Formal logic has traditionally been studied for theoretical reasons: people were trying to understand the nature of reason itself. However, formal logic has given birth to at least one world-changing practical application, the digital computer. Modern computer science began with the work of the logician Alan Turing. In the 1930s, he developed the idea of a reasoning machine that could compute any function. At first, this was just an abstract idea, but during World War II, Turing worked for the British code breaking effort at Bletchley Park. There his imaginary logic machines became real, and were crucial for breaking the Nazi Enigma code. All modern computers are descended from Alan Turing's work in logic, and all modern computer languages are descended from the formal languages developed by logicians. Thus even at its most abstract, formal logic has had profound practical applications.

In the chapters to come, you will learn more precise ways to replace English words with abstract letters and symbols to see their formal structure. In many ways, these letters and symbols will function a lot like mathematical symbols. Also, to a large extent, our paradigm of a good argument will be a mathematical proof. As a result, much of what we will study in this book will have the same puzzle solving character that one finds in mathematics.

Part of this book begins by exploring the world of Aristotelian logic. Chapter 4 looks at the logical structure of the individual statements studied by the Aristotelian tradition. Chapter 5 then builds these into valid arguments. After we study Aristotelian logic, we will develop two formal languages, called SL and QL. Chapters 6 through 8 develop SL. In SL, the smallest units are individual statements. Simple statements are represented as letters and connected with logical connectives like *and* and *not* to make more complex statements. Several chapters in the complete version of this text develop QL. In QL, the basic units are objects, properties of objects, and relations between objects.

## 3.2 More Logical Notions for Formal Logic

Part I covered the basic concepts you need to study any kind of logic. When we study formal logic, we will be interested in some additional logical concepts, which we will explain here.

### Truth values

A truth value is the status of a statement as true or false. Thus the truth value of the sentence “All dogs are mammals” is “True,” while the truth value of “All dogs are reptiles” is false. More precisely, a TRUTH VALUE is the status of a statement with relationship to truth. We have to say this, because there are systems of logic that allow for truth values besides “true” and “false,” like “maybe true,” or “approximately true,” or “kinda sorta true.” For instance, some philosophers have claimed that the future is not yet determined. If they are right, then statements about *what will be the case* are not yet true or false. Some systems of logic accommodate this by having an additional truth value. Other formal languages, so-called paraconsistent logics, allow for statements that are both true *and* false. We won’t be dealing with those in this textbook, however. For our purposes, there are two truth values, “true” and “false,” and every statement has exactly one of these. Logical systems like ours are called BIVALENT.

### Tautology, contingent statement, contradiction

In considering arguments formally, we care about what would be true *if* the premises were true. Generally, we are not concerned with the actual truth value of any particular statements—whether they are *actually* true or false. Yet there are some statements that must be true, just as a matter of logic.

Consider these statements:

- (a) It is raining.
- (b) Either it is raining, or it is not.
- (c) It is both raining and not raining.

In order to know if statement (a) is true, you would need to look outside or check the weather channel. Logically speaking, it might be either true or false. Statements like this are called *contingent* statements.

Statement (b) is different. You do not need to look outside to know that it is true. Regardless of what the weather is like, it is either raining or not. If it is drizzling, you might describe it as partly raining or in a way raining and a way not raining. However, our assumption of bivalence means that we have to draw a line, and say at some point that it is raining. And if we have not crossed this line, it is not raining. Thus the statement “either it is raining or it is not” is always

going to be true, no matter what is going on outside. A statement that has to be true, as a matter of logic is called a TAUTOLOGY or logical truth.

You do not need to check the weather to know about statement (c), either. It must be false, simply as a matter of logic. It might be raining here and not raining across town, it might be raining now but stop raining even as you read this, but it is impossible for it to be both raining and not raining here at this moment. The third statement is *logically false*; it is false regardless of what the world is like. A logically false statement is called a CONTRADICTION.

We have already said that a contingent statement is one that could be true, or could be false, as far as logic is concerned. To be more precise, we should define a CONTINGENT STATEMENT as a statement that is neither a tautology nor a contradiction. This allows us to avoid worrying about what it means for something to be logically possible. We can just piggyback on the idea of being logically necessary or logically impossible.

A statement might *always* be true and still be contingent. For instance, it may be the case that in no time in the history of the universe was there ever an elephant with tiger stripes. Elephants only ever evolved on Earth, and there was never any reason for them to evolve tiger stripes. The statement “Some elephants have tiger stripes,” is therefore always false. It is, however, still a contingent statement. The fact that it is always false is not a matter of logic. There is no contradiction in considering a possible world in which elephants evolved tiger stripes, perhaps to hide in really tall grass. The important question is whether the statement *must* be true, just on account of logic.

When you combine the idea of tautologies and contradictions with the notion of deductive validity, as we have defined it, you get some curious results. For one thing, any argument with a tautology in the conclusion will be valid, even if the premises are not relevant to the conclusion. This argument, for instance, is valid.

P<sub>1</sub>: There is coffee in the coffee pot.

P<sub>2</sub>: There is a dragon playing bassoon on the armoire.

---

C: All bachelors are unmarried men.

The statement “All bachelors are unmarried men” is a tautology. No matter what happens in the world, all bachelors have to be unmarried men, because that is how the word “bachelor” is defined. But if the conclusion of the argument is a tautology, then there is no way that the premises could be true and the conclusion false. So the argument must be valid.

Even though it is valid, something seems really wrong with the argument above. The premises are not relevant to the conclusion. Each sentence is about something completely different. This notion of relevance, however, is something that we don’t have the ability to capture in the kind of simple logical systems we will be studying. The logical notion of validity we are using here will not capture everything we like about arguments.

Another curious result of our definition of validity is that any argument with a contradiction in

the premises will also be valid. In our kind of logic, once you assert a contradiction, you can say anything you want. This is weird, because you wouldn't ordinarily say someone who starts out with contradictory premises is arguing well. Nevertheless, an argument with contradictory premises is valid.

### Logically Equivalent and Contradictory Pairs of Sentences

We can also ask about the logical relations *between* two statements. For example:

- (a) John went to the store after he washed the dishes.
- (b) John washed the dishes before he went to the store.

These two statements are both contingent, since John might not have gone to the store or washed dishes at all. Yet they must have the same truth value. If either of the statements is true, then they both are; if either of the statements is false, then they both are. When two statements necessarily have the same truth value, we say that they are LOGICALLY EQUIVALENT.

On the other hand, if two sentences must have opposite truth values, we say that they are CONTRADICTIONARIES. Consider these two sentences

- (a) Susan is taller than Monica.
- (b) Susan is shorter or the same height as Monica.

One of these sentences must be true, and if one of the sentences is true, the other one is false. It is important to remember the difference between a single sentence that is a *contradiction* and a pair of sentences that are *contradictory*. A single sentence that is a contradiction is in conflict with itself, so it is never true. When a pair of sentences is contradictory, one must always be true and the other false.

### Consistency

Consider these two statements:

- (a) My only brother is taller than I am.
- (b) My only brother is shorter than I am.

Logic alone cannot tell us which, if either, of these statements is true. Yet we can say that *if* the first statement (a) is true, *then* the second statement (b) must be false. And if (b) is true,

then (a) must be false. It cannot be the case that both of these statements are true. It is possible, however that both statements can be false. My only brother could be the same height as I am.

If a set of statements could not all be true at the same time, but they could all be false, they are said to be **INCONSISTENT**. Otherwise, they are **CONSISTENT**.

We can ask about the consistency of any number of statements. For example, consider the following list of statements:

- (a) There are at least four giraffes at the wild animal park.
- (b) There are exactly seven gorillas at the wild animal park.
- (c) There are not more than two Martians at the wild animal park.
- (d) Every giraffe at the wild animal park is a Martian.

Statements (a) and (d) together imply that there are at least four Martian giraffes at the park. This conflicts with (c), which implies that there are no more than two Martian giraffes there. So the set of statements (a)–(d) is inconsistent. Notice that the inconsistency has nothing at all to do with (b). Statement (b) just happens to be part of an inconsistent set.

Sometimes, people will say that an inconsistent set of statements “contains a contradiction.” By this, they mean that it would be logically impossible for all of the statements to be true at once. A set can be inconsistent even when all of the statements in it are either contingent or tautologous. When a single statement is a contradiction, then that statement alone cannot be true.

## Practice Exercises

**Part A** Label the following tautology, contradiction, or contingent statement.

**Example:** Caesar crossed the Rubicon.

**Answer:** Contingent statement.

(The Rubicon is a river in Italy. When General Julius Caesar took his army across it, he was committing to a revolution against the Roman Republic. Since that time, “crossing the Rubicon” has been an expression referring to making an irreversible decision.)

- (1) Someone once crossed the Rubicon.
- (2) No one has ever crossed the Rubicon.
- (3) If Caesar crossed the Rubicon, then someone has.
- (4) Even though Caesar crossed the Rubicon, no one has ever crossed the Rubicon.

- (5) If anyone has ever crossed the Rubicon, it was Caesar.

**Part B** Label the following tautology, contradiction, or contingent statement.

- (1) Elephants dissolve in water.
- (2) Wood is a light, durable substance useful for building things.
- (3) If wood were a good building material, it would be useful for building things.
- (4) I live in a three story building that is two stories tall.
- (5) If gerbils were mammals they would nurse their young.

**Part C** Which of the following pairs of statement are logically equivalent?

- (1) Elephants dissolve in water.  
If you put an elephant in water, it will disintegrate.
- (2) All mammals dissolve in water.  
If you put an elephant in water, it will disintegrate.
- (3) George Bush was the 43rd president.  
Barack Obama is the 44th president.
- (4) Barack Obama is the 44th president.  
Barack Obama was president immediately after the 43rd president.
- (5) Elephants dissolve in water.  
All mammals dissolve in water.

**Part D** Which of the following pairs of statement are logically equivalent?

- (1) Thelonious Monk played piano.  
John Coltrane played tenor sax.
- (2) Thelonious Monk played gigs with John Coltrane.  
John Coltrane played gigs with Thelonious Monk.
- (3) All professional piano players have big hands.  
Piano player Bud Powell had big hands.
- (4) Bud Powell suffered from severe mental illness.  
All piano players suffer from severe mental illness.
- (5) John Coltrane was deeply religious.  
John Coltrane viewed music as an expression of spirituality.

**Part E** Consider again the statements on p.53:

- (a) There are at least four giraffes at the wild animal park.
- (b) There are exactly seven gorillas at the wild animal park.



- (c) There are not more than two Martians at the wild animal park.
- (d) Every giraffe at the wild animal park is a Martian.

Now consider each of the following sets of statements. Which are consistent? Which are inconsistent?

- (1) Statements (b), (c), and (d)
- (2) Statements (a), (c), and (d)
- (3) Statements (a), (b), and (d)
- (4) Statements (a), (b), and (c)

**Part F** Consider the following set of statements.

- (a) All people are mortal.
- (b) Socrates is a person.
- (c) Socrates will never die.
- (d) Socrates is mortal.

Which combinations of statements form consistent sets? Mark each consistent or inconsistent.

- (1) Statements (a), (b), and (c)
- (2) Statements (b), (c), and (d)
- (3) Statements (b) and (c)
- (4) Statements (a) and (d)
- (5) Statements (a), (b), (c), and (d)

**Part G** Which of the following is possible? If it is possible, give an example. If it is not possible, explain why.

- (1) A valid argument that has one false premise and one true premise
- (2) A valid argument that has a false conclusion
- (3) A valid argument, the conclusion of which is a contradiction
- (4) An invalid argument, the conclusion of which is a tautology
- (5) A tautology that is contingent
- (6) Two logically equivalent sentences, both of which are tautologies
- (7) Two logically equivalent sentences, one of which is a tautology and one of which is contingent
- (8) Two logically equivalent sentences that together are an inconsistent set

- (9) A consistent set of sentences that contains a contradiction
- (10) An inconsistent set of sentences that contains a tautology

**Part H** Which of the following is possible? If it is possible, give an example. If it is not possible, explain why.

- (1) A valid argument, whose premises are all tautologies, and whose conclusion is contingent
- (2) A valid argument with true premises and a false conclusion
- (3) A consistent set of sentences that contains two sentences that are not logically equivalent
- (4) A consistent set of sentences, all of which are contingent
- (5) A false tautology
- (6) A valid argument with false premises
- (7) A logically equivalent pair of sentences that are not consistent
- (8) A tautological contradiction
- (9) A consistent set of sentences that are all contradictions

## Key Terms

**Artificial language**

**Consistent**

**Contingent statement**

**Contradiction**

**Contradictories**

**Formal language**

**Inconsistent**

**Logically equivalent**

**Natural language**

**Tautology**

**Truth value**

Part II

Categorical Logic

## Chapter 4

# Categorical Statements

### 4.1 Quantified Categorical Statements

Back in Chapter ??, we saw that a statement was a unit of language that could be true or false. In this chapter and the next we are going to look at a particular kind of statement, called a quantified categorical statement, and begin to develop a formal theory of how to create arguments using these statements. This kind of logic is generally called “categorical” or “Aristotelian” logic, because it was originally invented by the great logician and philosopher Aristotle in the fourth century BCE. This kind of logic dominated the European and Islamic worlds for 20 centuries afterward, and was expanded in all kinds of fascinating ways, some of which we will look at here.

Consider the following propositions:

- (a) All dogs are mammals.
- (b) Most physicists are male.
- (c) Few teachers are rock climbers.
- (d) No dogs are cats.
- (e) Some Americans are doctors.
- (f) Some adults are not logicians.
- (g) Thirty percent of Canadians speak French.
- (h) One chair is missing.

These are all examples of quantified categorical statements. A **QUANTIFIED CATEGORICAL STATEMENT** is a statement that makes a claim about a certain quantity of the members of a class

or group. (Sometimes we will just call these “categorical statements”) Statement (a), for example, is about the class of dogs and the class of mammals. These statements make no mention of any particular members of the categories or classes or types they are about. The propositions are also *quantified* in that they state *how many* of the things in one class are also members of the other. For instance, statement (b) talks about *most* physicists, while statement (c) talks about *few* teachers.

Categorical statements can be broken down into four parts: the quantifier, the subject term, the predicate term, and the copula. The QUANTIFIER is the part of a categorical sentence that specifies a portion of a class. It is the “how many” term. The quantifiers in the sentences above are all, most, few, no, some, thirty percent, and one. Notice that the “no” in sentence (d) counts as a quantifier, the same way zero counts as a number. The subject and predicate terms are the two classes the statement talks about. The SUBJECT CLASS is the first class mentioned in a quantified categorical statement, and the PREDICATE CLASS is the second. In sentence (e), for instance, the subject class is the class of Americans and the predicate class is the class of doctors. The COPULA is simply the form of the verb “to be” that links subject and predicate. Notice that the quantifier is always referring to the subject. The statement “Thirty percent of Canadians speak French” is saying something about a portion of Canadians, not about a portion of French speakers.

Sentence (g) is a little different than the others. In sentence (g) the subject is the class of Canadians and the predicate is the class of people who speak French. That’s not quite the way it is written, however. There is no explicit copula, and instead of giving a noun phrase for the predicate term, like “people who speak French,” it has a verb phrase, “speak French.” If you are asked to identify the copula and predicate for a sentence like this, you should say that the copula is implicit and transform the verb phrase into a noun phrase. You would do something similar for sentence (h): the subject term is “chair,” and the predicate term is “things that are missing.” We will go into more detail about these issues in Section 4.3.

In the previous chapter we noted that formal logic achieves content neutrality by replacing some or all of the ordinary words in a statement with symbols. For categorical logic, we are only going to be making one such substitution. Sometimes we will replace the classes referred to in a quantified categorical statement with capital letters that act as variables. Typically we will use the letter  $S$  when referring to the class in the subject term and  $P$  when referring to the predicate term, although sometimes more letters will be needed. Thus the sentence “Some Americans are doctors,” above, will sometimes become “Some  $S$  are  $P$ .” The sentence “No dogs are cats” will sometimes become “No  $S$  is  $P$ .”

## Practice Exercises

**Part A** For each of the following sentences identify the quantifier, the subject term, the predicate term, and the copula. Some of these are like the example “Thirty percent of Canadians speak French” where the copula is implicit and the predicate needs to be transformed into a noun phrase.

**Example:** Some dinosaurs had feathers

**Answer:** Quantifier: Some  
Subject term: Dinosaurs  
Copula: Implicit  
Predicate term: Things with feathers

- (1) Some politicians are not members of tennis clubs.
- (2) All dogs go to heaven.
- (3) Most things in the fridge are moldy.
- (4) Some birds do not fly.
- (5) Few people have seen Janet relaxed and happy.
- (6) No elephants are pocket-sized.
- (7) Two thirds of Americans are obese or overweight.
- (8) All applicants must submit to a background check.
- (9) All handguns are weapons.
- (10) One man stands alone against injustice.

**Part B** For each of the following sentences identify the quantifier, the subject term, the predicate term, and the copula. Some of these are like the example “Thirty percent of Canadians speak French” where the copula is implicit and the predicate needs to be transformed into a noun phrase.

- (1) No dog has been to Mars.
- (2) All human beings are mortal.
- (3) Some spears are six feet long.
- (4) Most dogs are friendly
- (5) Eighty percent of Americans graduate from high school.
- (6) Few doctors are poor.
- (7) All squids are cephalopods.
- (8) No fish can sing.
- (9) Some songs are sad.
- (10) Two dogs are playing in the backyard.

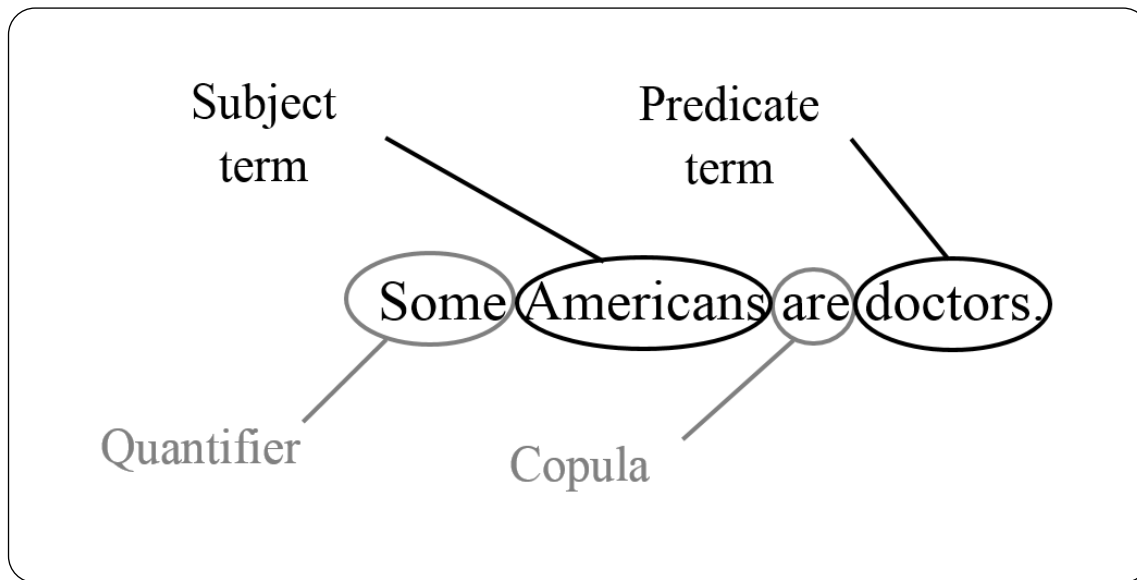


Figure 4.1: Parts of a quantified categorical statement.

## 4.2 Quantity, Quality, Distribution, and Venn Diagrams

Ordinary English contains all kinds of quantifiers, including the counting numbers themselves. In this chapter and the next, however, we are only going to deal with two quantifiers: “all,” and “some.” We are restricting ourselves to the quantifiers “all” and “some” because they are the ones that can easily be combined to create valid arguments using the system of logic that was invented by Aristotle. We will deal with other quantifiers in chapter in the larger version of the text on induction. There we will talk about much more specific quantified statements, like “Thirty percent of Canadians speak French,” and do a little bit of work with modern statistical methods.

The quantifier used in a statement is said to give the **QUANTITY** of the statement. Statements with the quantifier “All” are said to be “**UNIVERSAL**” and those with the quantifier “some” are said to be “**PARTICULAR**.”

Here “some” will just mean “at least one.” So, “some people in the room are standing” will be true even if there is only one person standing. Also, because “some” means “at least one,” it is compatible with “all” statements. If I say “some people in the room are standing” it might actually be that *all* people in the room are standing, because if all people are standing, then at least one person is standing. This can sound a little weird, because in ordinary circumstances, you wouldn’t bother to point out that something applies to some members of a class when, in fact, it applies to all of them. It sounds odd to say “*some* dogs are mammals,” when in fact they *all* are. Nevertheless, when “some” means “at least one” it is perfectly true that some dogs are mammals.

In addition to talking about the quantity of statements, we will talk about their **QUALITY**. The

<u>Mood</u>	<u>Form</u>	<u>Example</u>
A	All $S$ are $P$	All dogs are mammals.
E	No $S$ are $P$	No dogs are reptiles.
I	Some $S$ are $P$	Some birds can fly.
O	Some $S$ are not $P$	Some birds cannot fly.

Table 4.2: The four moods of a categorical statement

quality of a statement refers to whether the statement is negated. Statements that include the words “no” or “not” are NEGATIVE, and other statements are AFFIRMATIVE. Combining quantity and quality gives us four basic types of quantified categorical statements, which we call the STATEMENT MOODS or just “moods.” The four moods are labeled with the letters A, E, I, and O. Statements that are universal and affirmative are MOOD-A STATEMENTS. Statements that are universal and negative are MOOD-E STATEMENTS. Particular and affirmative statements are MOOD-I STATEMENTS, and particular and negative statements are MOOD-O STATEMENTS. (See Table 4.2.)

Aristotle didn’t actually use those letters to name the kinds of categorical propositions. His later followers writing in Latin came up with the idea. They remembered the labels because the “A” and the “I” were in the Latin word “**a**ffirmo,” (“I affirm”) and the “E” and the “O” were in the Latin word “**n**ego” (“I deny”).

The DISTRIBUTION of a categorical statement refers to how the statement describes its subject and predicate class. A term in a sentence is said to be distributed if a claim is being made about the whole class. In the sentence “All dogs are mammals,” the subject class, dogs, is distributed, because the quantifier “All” refers to the subject. The sentence is asserting that every dog out there is a mammal. On the other hand, the predicate class, mammals, is not distributed, because the sentence isn’t making a claim about all the mammals. We can infer that at least some of them are dogs, but we can’t infer that all of them are dogs. So in mood-A statements, only the subject is distributed.

On the other hand, in an I sentence like “Some birds can fly” the subject is not distributed. The quantifier “some” refers to the subject, and indicates that we are not saying something about all of that subject. We also aren’t saying anything about all flying things, either. So in mood-I statements, neither subject nor predicate is distributed.

Even though the quantifier always refers to the subject, the predicate class can be distributed as well. This happens when the statement is negative. The sentence “No dogs are reptiles” is making a claim about all dogs: they are all not reptiles. It is also making a claim about all reptiles: they are all not dogs. So mood-E statements distribute both subject and predicate. Finally, negative particular statements (mood-O) have only the predicate class distributed. The statement “some birds cannot fly” does not say anything about all birds. It does, however say something about all flying things: the class of all flying things excludes some birds.



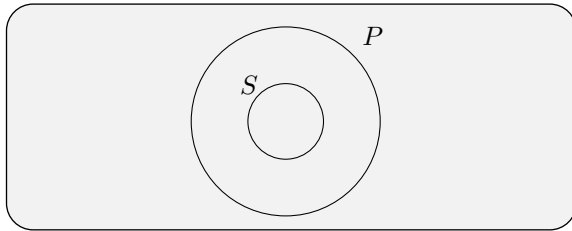


Figure 4.2: Euler Circles

The quantity, quality, and distribution of the four forms of a categorical statement are given in Table 4.3. The general rule to remember here is that universal statements distribute the subject, and negative statements distribute the predicate.

In 1880 English logician John Venn published two essays on the use of diagrams with circles to represent categorical propositions (Venn 1880a, 1880b). Venn noted that the best use of such diagrams so far had come from the brilliant Swiss mathematician Leonhard Euler, but they still had many problems, which Venn felt could be solved by bringing in some ideas about logic from his fellow English logician George Boole. Although Venn only claimed to be building on the long logical tradition he traced, since his time these kinds of circle diagrams have been known as VENN DIAGRAMS.

In this section we are going to learn to use Venn diagrams to represent our four basic types of categorical statement. Later in this chapter, we will find them useful in evaluating arguments. Let us start with a statement in mood A: “All  $S$  are  $P$ .” We are going to use one circle to represent  $S$  and another to represent  $P$ . There are a couple of different ways we could draw the circles if we wanted to represent “All  $S$  are  $P$ .” One option would be to draw the circle for  $S$  entirely inside the circle for  $P$ , as in Figure 4.2

It is clear from Figure 4.2 that all  $S$  are in fact  $P$ . And outside of college logic classes, you may have seen people use a diagram like this to represent a situation where one group is a subclass of another. You may have even seen people call concentric circles like this a Venn diagram. But Venn did not think we should put one circle entirely inside the other if we just want to represent “All  $S$  is  $P$ .” Technically speaking Figure 4.2 shows Euler circles.

Venn pointed out that the circles in Figure 4.2 don’t just say that “All  $S$  are  $P$ .” They also

<u>Mood</u>	<u>Form</u>	<u>Quantity</u>	<u>Quality</u>	<u>Terms Distributed</u>
A	All $S$ are $P$	Universal	Affirmative	S
E	No $S$ are $P$	Universal	Negative	S and P
I	Some $S$ are $P$	Particular	Affirmative	None
O	Some $S$ are not $P$	Particular	Negative	P

Table 4.3: Quantity, quality, and distribution.

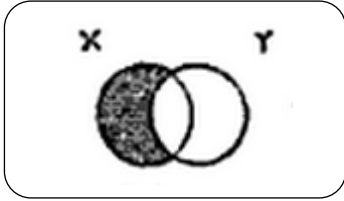
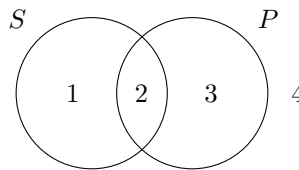


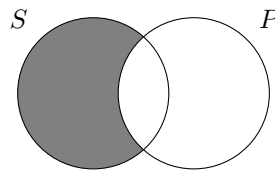
Figure 4.3: Venn's original diagram for an mood-A statement (Venn 1880a).

says that “All  $P$  are  $S$ ” is false. But we don't necessarily know that if we have only asserted “All  $S$  are  $P$ .” The statement “All  $S$  are  $P$ ” leaves it open whether the  $S$  circle should be smaller than or the same size as the  $P$  circle.

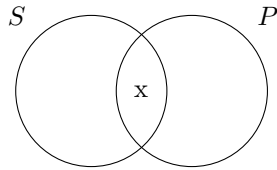
Venn suggested that to represent just the content of a single proposition, we should always begin by drawing partially overlapping circles. This means that we always have spaces available to represent the four possible ways the terms can combine:



Area 1 represents things that are  $S$  but not  $P$ ; area 2, things that are  $S$  and  $P$ ; area 3, things that are just  $P$ ; and area 4 represents things that are neither  $S$  nor  $P$ . We can then mark up these areas to indicate whether something is there or could be there. We shade a region of the diagram to represent the claim that nothing can exist in that region. For instance, if we say “All  $S$  are  $P$ ,” we are asserting that nothing can exist that is in the  $S$  circle unless it is also in the  $P$  circle. So we shade out the part of the  $S$  circle that doesn't overlap with  $P$ .



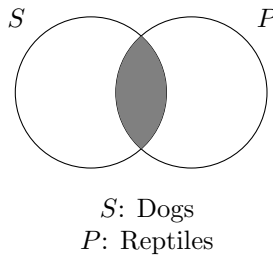
If we want to say that something does exist in a region, we put an “x” in it. This is the diagram for “Some  $S$  are  $P$ ”:



If a region of a Venn diagram is blank, if it is neither shaded nor has an x in it, it could go either way. Maybe such things exist, maybe they do not.

The Venn diagrams for all four basic forms of categorical statements are in Figure 4.4. Notice that when we draw diagrams for the two universal forms, A and E, we do not draw any x's. For these forms we are only ruling out possibilities, not asserting that things actually exist. This is part of what Venn learned from Boole, and we will see its importance in Section 4.6.

Finally, notice that so far, we have only been talking about categorical statements involving the variables  $S$  and  $P$ . Sometimes, though, we will want to represent statements in regular English. To do this, we will include a dictionary saying what the variables  $S$  and  $P$  represent in this case. For instance, this is the diagram for “No dogs are reptiles.”



## Practice Exercises

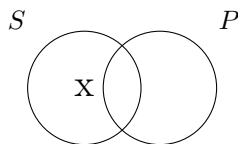
**Part A** Identify each of the following sentences as A, E, I, or O; state its quantity and quality; and state which terms are distributed. Then draw the Venn Diagram for each.

**Example:** Some dinosaurs are not herbivores

**Answer:** Form: O

Quantity: particular

Quality: negative



*S*: Dinosaurs  
*P*: Herbivores

- (1) All gerbils are rodents.
- (2) Some planets do not have life.
- (3) Some manatees are not rappers.
- (4) All rooms have televisions.
- (5) All stores are closed.
- (6) Some dancers are graceful.
- (7) No extraterrestrials are in Cleveland.
- (8) Some crates are empty.
- (9) No customers are mistaken.
- (10) All cats love catnip.

**Part B** Identify each of the following sentences as A, E, I, or O; state its quantity and quality; and state which terms are distributed. Then draw the Venn Diagram for each.

- (1) No appeals are rejected.
- (2) All bagels are boiled.
- (3) Some employees are late.
- (4) All forgeries are discovered eventually.
- (5) Some shirts are purple.
- (6) Some societies are matriarchal.
- (7) No sunflowers are blue.
- (8) Some appetizers are filling.
- (9) Some jokes are funny.
- (10) Some arguments are invalid.

**Part C** Transform the following sentences by switching their quantity, but not their quality.

**Example:** Some dogs have fleas.

**Answer:** All dogs have fleas.

- (1) Some trees are not evergreen.
- (2) All smurfs are blue.
- (3) Some swords are sharp.
- (4) Some sweaters are not soft.

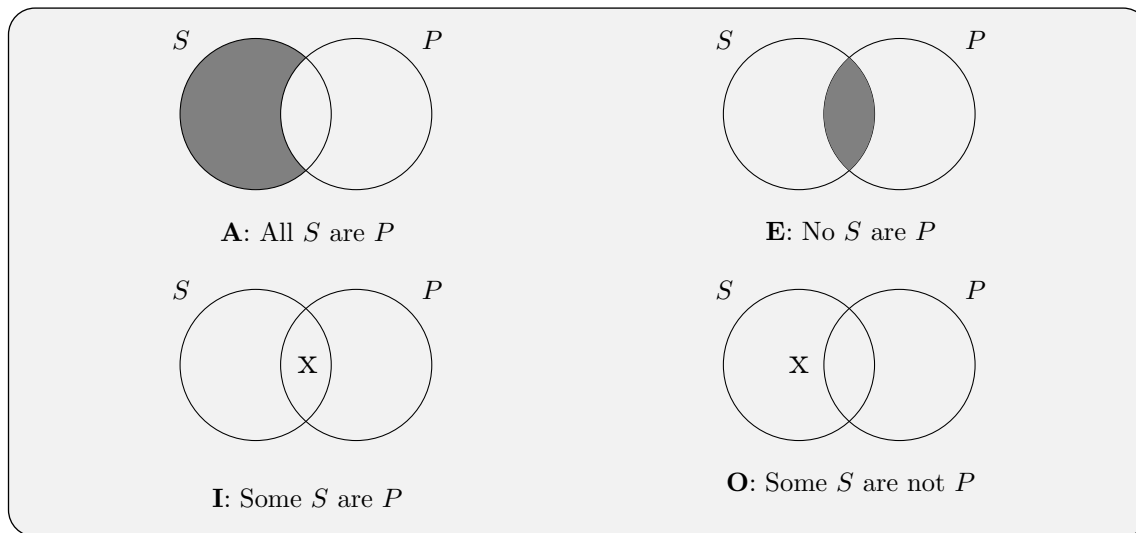


Figure 4.4: Venn Diagrams for the Four Basic Forms of a Categorical Statement

(5) All snails are invertebrates.

**Part D** Transform the following sentences by switching their quantity, but not their quality.

- (1) Some puffins are not large.
- (2) Some Smurfs are female.
- (3) All guitars are stringed instruments.
- (4) No lobsters are extraterrestrial.
- (5) Some metals are alloys

**Part E** Transform the following sentences by switching their quality, but not their quantity.

**Example:** Some elephants are in zoos.

**Answer:** Some elephants are not in zoos.

- (1) Some lobsters are white.
- (2) Some responsibilities are onerous.
- (3) No walls are bridges.
- (4) Some riddles are not clever.
- (5) All red things are colored.

**Part F** Transform the following sentences by switching their quality, but not their quantity.

- (1) All drums are musical instruments.
- (2) No grandsons are female.
- (3) Some crimes are felonies.
- (4) Some airplanes are not commercial.
- (5) All scorpions are arachnids.

**Part G** Transform the following sentences by switching both their quality and quantity.

**Example:** No sharks are virtuous.

**Answer:** Some sharks are virtuous.

- (1) No lobsters are vertebrates.
- (2) Some colors are not pastel.
- (3) All tents are temporary structures.
- (4) No goats are bipeds.
- (5) Some shirts are plaid.

**Part H** Transform the following sentences by switching both their quality and quantity.

- (1) No shirts are pants.
- (2) All ducks are birds.
- (3) Some possibilities are not likely events.
- (4) Some raincoats are blue.
- (5) Some days are holidays.

### 4.3 Transforming English into Logically Structured English

Because the four basic forms are stated using variables, they have a great deal of generality. We can expand on that generality by showing how many different kinds of English sentences can be transformed into sentences in our four basic forms. We already touched on this a little in section 4.1, when we look at sentences like “Thirty percent of Canadians speak French.” There we saw that the predicate was not explicitly a class. We needed to change “speak French” to “people who speak French.” In this section, we are going to expand on that to show how ordinary English sentences can be transformed into something we will call “logically structured English.”

LOGICALLY STRUCTURED ENGLISH is English that has been put into a standardized form that allows us to see its logical structure more clearly and removes ambiguity. Doing this is a step towards the creation of formal languages, which we will start doing in Chapter 6.

Transforming English sentences into logically structured English is fundamentally a matter of understanding the meaning of the English sentence and then finding the logically structured

English statements with the same or similar meaning. Sometimes this will require judgment calls. English, like any natural language, is fraught with ambiguity. One of our goals with logically structured English is to reduce the amount of ambiguity. Clarifying ambiguous sentences will always require making judgments that can be questioned. Things will only get harder when we start using full blown formal languages in Chapter 6, which are supposed to be completely free of ambiguity.

To transform a quantified categorical statement into logically structured English, we have to put all of its elements in a fixed order and be sure they are all of the right type. All statements must begin with the quantifiers “All” or “Some” or the negated quantifier “No.” Next comes the subject term, which must be a plural noun, a noun phrase, or a variable that stands for any plural noun or noun phrase. Then comes the copula “are” or the negated copula “are not.” Last is the predicate term, which must also be a plural noun or noun phrase. We also specify that you can only say “are not” with the quantifier “some,” that way the universal negative statement is always phrased “No  $S$  are  $P$ ,” not “All  $S$  are not  $P$ .” Taken together, these criteria define the STANDARD FORM FOR A CATEGORICAL STATEMENT in logically structured English.

The subsections below identify different kinds of changes you might need to make to put a statement into logically structured English. Sometimes translating a sentence will require using multiple changes.

## Nonstandard Verbs

In section 4.1 we saw that “Some Canadians speak French” has a verb phrase “speaks French” instead of a copula and a plural noun phrase. To transform these sentences into logically structured English, you need to add the copula and turn all the terms into plural nouns or plural noun phrases.

Below are some examples

### English

No cats bark.

All birds can fly.

Some thoughts should be left unsaid.

### Logically Structured English

No cats are animals that bark.

All birds are animals that can fly.

Some thoughts are things that should be left unsaid.

Adding a plural noun phrase means you have to come up with some category, like “people” or “animals.” When in doubt, you can always use the most general category, “things.”

## Implicit Noun Phrases

Sometimes you just have an adjective for the predicate, and you need to turn it into a noun, as in the examples below.

### English

Some roses are red.  
Football players are strong.  
Some names are hurtful.

### Logically Structured English

Some roses are red flowers.  
All football players are strong persons.  
Some names are hurtful things.

Again, you will have to come up with a category for the predicate, and when it doubt, you can just use “things.”

## Unexpressed Quantifiers

Sometimes categorical generalizations come without an explicit quantifier, which you need to add.

### English

Boots are footwear.  
Giraffes are tall.  
A dog is not a cat.  
A lion is a fierce creature.

### Logically Structured English

All boots are footwear.  
All giraffes are tall things.  
No dogs are cats.  
All lions are fierce creatures.

Notice that in the second sentence we had to make two changes, adding both the words “All” and “things.”

In the last two sentences, the indefinite article “a” is being used to create a kind of generic sentence. Not all sentences using the indefinite article work this way. If a story begins “A man is walking down the street,” it is not talking about all men generically. It is introducing some specific man. For this kind of statement, see the subsection on singular propositions. You will have to use your good judgment and understanding of context to know how the indefinite article is being used.

## Nonstandard Quantifiers

English has many alternate ways of saying “all” and “some.” You need to change these when translating to logically structured English.

### English

Every day is a blessing.

### Logically Structured English

All days are blessings.



<u>English</u>	<u>Logically Structured English</u>
Whatever is a dog is not a cat.	No dogs are cats.
Not a single dog is a cat.	No dogs are cats.
There are Americans that are doctors.	Some Americans are doctors.
Someone in America is a doctor.	Some Americans are doctors.
At least a few Americans are doctors.	Some Americans are doctors.
Not everyone who is an adult is a logician.	Some adults are not logicians.
Most people with a PhD in psychology are female.	Some people with a PhD in psychology are female.
Among the things that Sylvia inherited was a large mirror	Some things that Sylvia inherited were large mirrors

Notice in the last case we are losing quite a bit of information when we transform the sentence into logically structured English. “Most” means more than fifty percent, while “some” could be any percentage less than a hundred. This is simply a price we have to pay in creating a standard logical form. As we will see when we move to constructing artificial languages in Chapter 6, no logical language has the expressive richness of a natural language.

## Singular Propositions

Aristotle treated sentences about individual things, like specific people, differently than either general or particular categorical statements. A statement like “Socrates is mortal,” for Aristotle, was neither A, E, I, nor O. We can expand the power of logically structured English by bringing these kind of singular propositions into our system of categorical propositions. Using phrases like “All things identical to . . .” we can turn singular terms into general ones.

<u>English</u>	<u>Logically Structured English</u>
Socrates is mortal.	All persons identical with Socrates are mortal.
The Empire State Building is tall.	All things identical to The Empire State Building are tall things.
Ludwig was not happy.	No persons identical with Ludwig are happy.
A man is walking down the street.	Some men are things that are walking down the street.

## Adverbs and Pronouns

In English we use specific adverbs like “everywhere” and “always” to create quantified statements about place and time. We can transform these into logically structured English by talking about “all places” or “all times” and things like that. English also has specific pronouns for quantified statements about people or things, such as “everyone” or “nothing.”

<u>English</u>	<u>Logically Structured English</u>
“Whenever you need me, I’ll be there.” – Michael Jackson	All times that you need me are times that I will be there.
“We are never, ever, ever getting back together.” – Taylor Swift	No times are times when we will get back together.
“Whoever fights with monsters should be careful lest he thereby become a monster.” –Friedrich Nietzsche	All persons who fight with monsters are persons who should be careful lest they become a monster.
“What does not destroy me, makes me stronger.” –Friedrich Nietzsche	All things that do not destroy me are things that make me stronger.

## Conditional Statements

A conditional is a statement of the form “If . . . then . . .” They will become a big focus of our attention starting in Chapter 6 when we begin introducing modern formal languages. They are not given special treatment in the Aristotelian tradition, however. Instead, where we can, we just treat them as categorical generalizations:

<u>English</u>	<u>Logically Structured English</u>
If something is a cat, then it is a feline.	All cats are feline.
If something is a dog, then it’s not a cat.	No dogs are cats.

## Exclusive Propositions

Phrases like “only,” “none but,” or “none except” are used in English to create exclusive propositions. They are applied to the predicate term and exclude everything but the predicate term from the subject term.

<u>English</u>	<u>Logically Structured English</u>
Only people over 21 may drink.	All people who drink are over 21.
No one, except those with a ticket, may enter the theater.	All people who enter the theater have a ticket.
None but the strong survive.	All people who survive are strong people.

The important thing to see here is that words like “only” are actually modifying the predicate, and not the subject. So when you translate them into logically structured English, the order of the words often gets turned around. In “only people over 21 may drink” the predicate is actually “people over 21.”

## “The Only”

Sentences with “The only” are a little different than sentences that just have “only” in them. The sentence “Humans are the only animals that talk on cell phones” should be translated as “All animals who talk on cell phones are humans.” In this sentence, “the only” introduces the subject, rather than the predicate.

### English

Humans are the only animals who talk on cell phones.

Shrews are the only venomous mammal in North America.

### Logically Structured English

All animals who talk on cell phones are human.

All venomous mammals in North America are shrews.

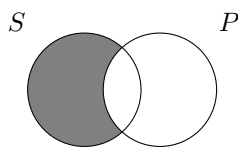
## Practice Exercises

**Part A** Transform the following into logically structured English; identify it as A, E, I, or O; and provide the appropriate Venn diagram.

**Example:** If you can’t stand the heat, get out of the kitchen

**Answer:** All people who cannot stand the heat are people who should get out of the kitchen.

Form: A



*S*: People who can’t stand the heat

*P*: People who should get out of the kitchen

- (1) Cats are predators.
- (2) If something is worth doing, it is worth doing well.
- (3) Some chimpanzees know sign language.
- (4) All dogs are loyal.
- (5) Monotremes are the only egg-laying mammals.
- (6) Whenever a bell rings, an angel gets its wings.
- (7) At least one person in this room is a liar.
- (8) Only natural born citizens can be president of the United States.

- (9) Gottlob Frege suffered from severe depression.  
 (10) “Anyone who ever had a heart, wouldn’t turn around and break it.” –Lou Reed.

**Part B** Transform the following into logically structured English, and identify it as A, E, I, or O.

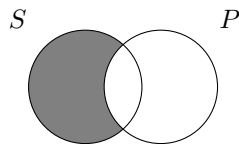
- (1) If a muffin has frosting, then it is a cupcake.  
 (2) “Anyone who ever played a part, wouldn’t turn around and hate it.” –Lou Reed.  
 (3) Seahorses are the only fish species in which the male carries the eggs.  
 (4) Seahorses are animals that mate for life.  
 (5) Few dogs are fans of classical music.  
 (6) Ruth Barcan Marcus was a member of the Yale faculty.  
 (7) Only zombies are brain eaters.  
 (8) Some logicians are not mentally ill  
 (9) Some birds eat fish.

**Part C** Transform the following into logically structured English and identify it as A, E, I, or O. Some problems will require multiple transformations.

**Example:** Bertrand Russell was married four times.

**Answer:** All people who are identical to Bertrand Russell are people who were married four times.

Form: A



$S$ : People who are identical to Bertrand Russell

$P$ : People who were married four times

- (1) Many logicians work in computer science.  
 (2) Ludwig Wittgenstein severed in the Austro-Hungarian Army in World War I.  
 (3) Humans can be found everywhere on Earth.  
 (4) Cats are crepuscular.  
 (5) Grover Cleveland was the only president to serve two nonconsecutive terms.  
 (6) Grover Cleveland was the only president named “Grover.”  
 (7) The band’s only singer also plays guitar.  
 (8) If a dog has a collar, it is someone’s pet.

- (9) Only the basketball players in the class were tall.
- (10) If you study, then you will pass the test.

**Part D** Transform the following into logically structured English, and identify it as A, E, I, or O. Some problems will require multiple transformations.

- (1) People have walked on the moon at least once.
- (2) Basketball players are tall.
- (3) Most senior citizens vote.
- (4) If a bird is a crow, then it is very intelligent.
- (5) Whoever ate the last cookie is in trouble.
- (6) “Euclid alone has looked on Beauty bare.” –Edna St. Vincent Millay.
- (7) If something is a dog, then it is man’s best friend.
- (8) More than a few students will fail the test.
- (9) Mercury is the only metal that is liquid at room temperature.
- (10) Bertrand Russell was married four times.

## 4.4 Conversion, Obversion, and Contraposition

Now that we have shown the wide range of statements that can be represented in our four standard logical forms A, E, I, and O, it is time to begin constructing arguments with them. The arguments we are going to look at are sometimes called “immediate inferences” because they only have one premise. We are going to learn to identify some valid forms of these one-premise arguments by looking at ways you can transform a true sentence that maintain its truth value. For instance, “No dogs are reptiles” and “No reptiles are dogs” have the same truth value and basically mean the same thing. On the other hand if you change “All dogs are mammals” into “All mammals are dogs” you turn a true sentence into a false one. In this section we are going to look at three ways of transforming categorical statements—conversion, obversion, and contraposition—and use Venn diagrams to determine whether these transformations also lead to a change in truth value. From there we can identify valid argument forms.

### Conversion

The two examples in the last paragraph are examples of conversion. CONVERSION is the process of transforming a categorical statement by switching the subject and the predicate. When you convert a statement, it keeps its form—an A statement remains an A statement, an E statement remains an E statement—however it might change its truth value. The Venn diagrams in Figure 4.5 illustrate this.




Figure 4.5: Conversions of the Four Basic Forms




Figure 4.6: Valid Arguments by Conversion

As you can see, the Venn diagram for the converse of an E statement is exactly the same as the original E statement, and likewise for I statements. This means that the two statements are logically equivalent. Recall that two statements are logically equivalent if they always have the same truth value. (See page 3.2). In this case, that means that if an E statement is true, then its converse is also true, and if an E statement is false, then its converse is also false. For instance, “No dogs are reptiles” is true, and so is “No reptiles are dogs.” On the other hand “No dogs are mammals” is false, and so is “No mammals are dogs.”

Likewise, if an I statement is true, its converse is true, and if an I statement is false, then its converse is false. “Some dogs are pets” is true, and so is “Some pets are dogs.” On the other hand “Some dogs can fly” is false and so is “Some flying things are dogs.”

The converses of A and O statements are not so illuminating. As you can see from the Venn diagrams, these statements are not identical to their converses. They also don’t contradict their converses. If we know that an A or O statement is true, we still don’t know anything about their converses. We say their truth value is undetermined.

Because E and I statements are logically equivalent to their converses, we can use them to construct valid arguments. Recall from Chapter 2 (page 29) that an argument is valid if it is impossible for its conclusion to be false whenever its premises are true. Because E and I are logically equivalent to their converses, the two argument forms in Figure 4.6 are valid.

Notice that these are argument forms, with variables in the place of the key terms. This means that these arguments will be valid no matter what;  $S$  and  $P$  could be people, or squirrels, or the Gross Domestic Product of industrialized nations, or anything, and the arguments are still valid. While these particular argument forms may seem trivial and obvious, we are beginning to see some of the power of formal logic here. We have uncovered a very general truth about the nature of validity with these two argument forms.

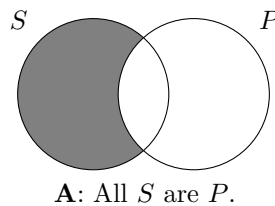
The truth value of the converses of A and O statements, on the other hand, are undetermined by the truth value of the original statements. This means we cannot construct valid arguments from them. Imagine you have an argument with an A or O statement as its premise and the converse of that statement as the conclusion. Even if the premise is true, we know nothing about the truth of the conclusion. So there are no valid argument forms to be found here.

## Obversion

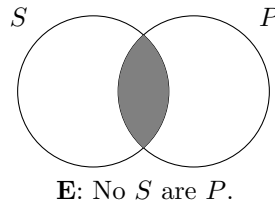
Obversion is a more complex process. To understand what an obverse is, we first need to define the complement of a class. The **COMPLEMENT** of a class is everything that is not in the class. So the complement of the class of dogs is everything that is not a dog, including not just cats, but battleships, pop songs, and black holes. In English we can easily create a name for the complement of any class using the prefix “non-”. So the complement of the class of dogs is the class of non-dogs. We will use complements in defining both obversion and contraposition.

The **OBVERSION** of a categorical proposition is a new proposition created by changing the quality of the original proposition and switching its predicate to its complement. Obversion is thus a two step process. Take, again, the proposition “All dogs are mammals.” For step 1, we change its quality, in this case going from affirmative to negative. That gives us “No dogs are mammals.” For step 2, we take the complement of the predicate. The predicate in this case is “mammals” so the complement is “non-mammals.” That gives us the obverse “No dogs are non-mammals.”

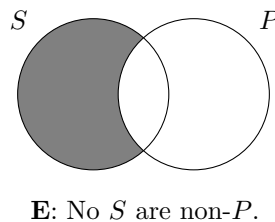
We can map this process out using Venn diagrams. Let’s start with an A statement.



Changing the quality turns it into an E statement.



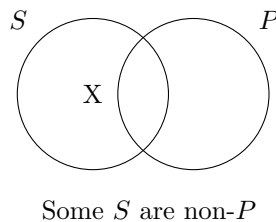
Now what happens when we take the complement of  $P$ ? That means we will shade in all the parts of  $S$  that are non- $P$ , which puts us back where we started.





The final statement is logically equivalent to the original A statement. It has the same form as an E statement, but because we have changed the predicate, it is not logically equivalent to an A statement. As you can see from Figure 4.7 this is true for all four forms of categorical statement. This in turn gives us four valid argument forms, which are shown in Figure 4.8

One further note on complements. We don't just use complements to describe sentences that come out of obversion and contraposition. We can also perform these operations on statements that already have complements in them. Consider the sentence "Some  $S$  are non- $P$ ." This is its Venn diagram.



How would we take the obverse of this statement? Step 1 is to change the quality, making it "Some  $S$  are not non- $P$ ." Now how do we take the complement of the predicate? We could write "non-non- $P$ ," but if we think about it for a second, we'd realize that this is the same thing as  $P$ . So we can just write "Some  $S$  is not  $P$ ." This is logically equivalent to the original statement, which is what we wanted.

Taking the converse of "Some  $S$  are non- $P$ " also takes a moment of thought. We are supposed to reverse subject and predicate. But does that mean that the "non-" moves to the subject position along with the " $P$ "? Or does the "non-" now attach to the  $S$ ? We saw that E and I statements kept their truth value after conversion, and we want this to still be true when the statements start out referring to the complement of some class. This means that the "non-" has to travel with the predicate, because "Some  $S$  are non- $P$ " will always have the same truth value as "Some non- $P$  are  $S$ ." Another way of thinking about this is that the "non-" is part of the name of the class that forms the predicate of "Some  $S$  are non- $P$ ." The statement is making a claim about a class, and that class happens to be defined as the complement of another class. So, the bottom line is when you take the converse of a statement where one of the terms is a complement, move the "non-" with that term.

## Contraposition

CONTRAPOSITION is a two-step process, like obversion, but it doesn't always lead to results that are logically equivalent to the original sentence. The contrapositive of a categorical sentence is the sentence that results from reversing subject and predicate and then replacing them with their complements. Thus "All  $S$  are  $P$ " becomes "All non- $P$  are non- $S$ ."

Figure 4.9 shows the corresponding Venn diagrams. In this case, the shading around the outside

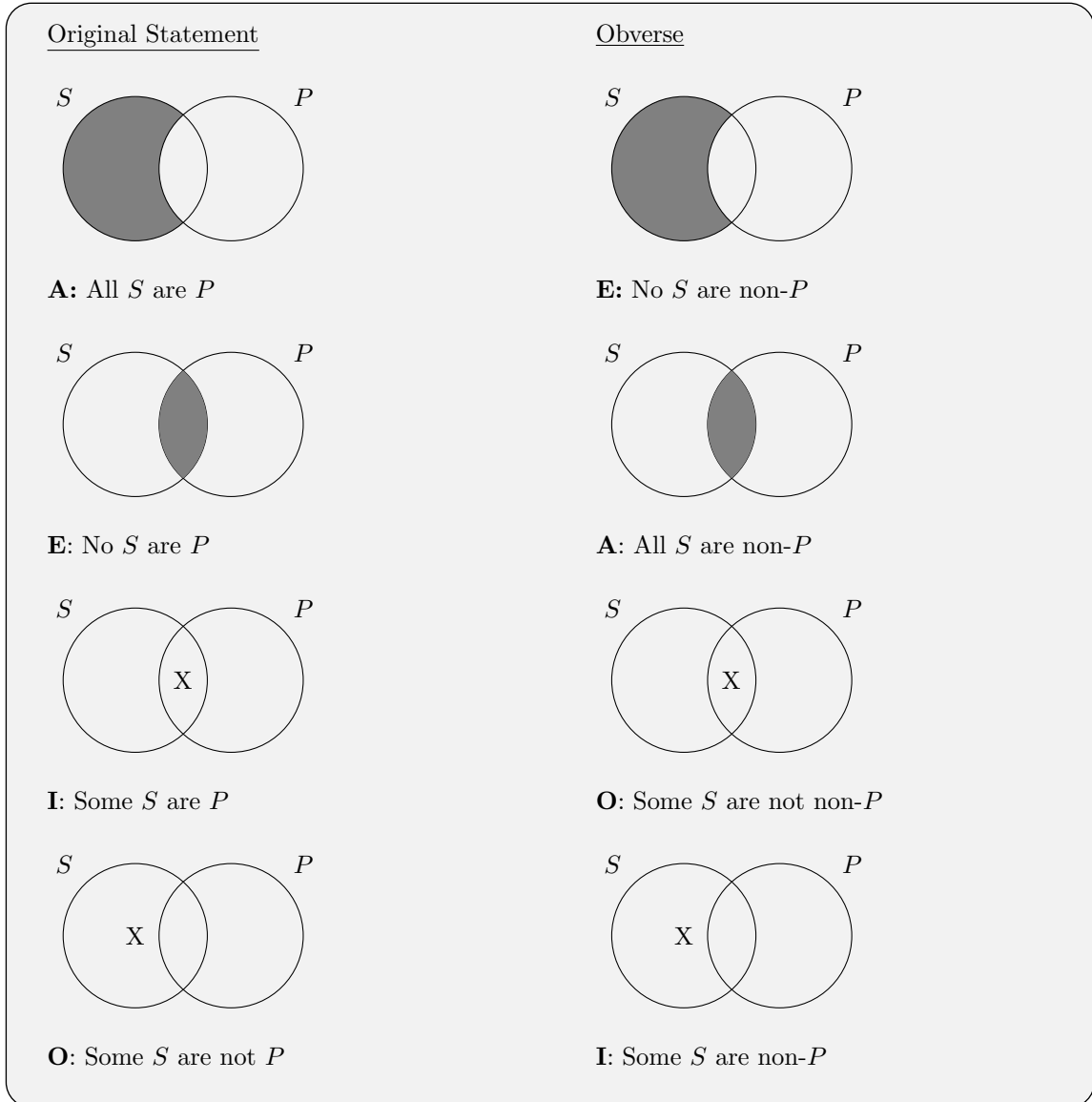


Figure 4.7: Obversions of the Four Basic Forms

$P_1$ : All $S$ are $P$ . <hr style="width: 50%; margin: 5px auto;"/> $C$ : No $S$ are non- $P$ .	$P_1$ : No $S$ are $P$ . <hr style="width: 50%; margin: 5px auto;"/> $C$ : All $S$ are non- $P$ .
$P_1$ : Some $S$ are $P$ . <hr style="width: 50%; margin: 5px auto;"/> $C$ : Some $S$ are not non- $P$ .	$P_1$ : Some $S$ are not $P$ . <hr style="width: 50%; margin: 5px auto;"/> $C$ : Some $S$ are non- $P$ .

Figure 4.8: Valid argument forms by obversion

of the two circles in the contraposited form of E is meant to indicate that nothing can lie outside the two circles. Everything must be  $S$  or  $P$  or both. Like conversion, applying contraposition to two of the forms gives us statements that are logically equivalent to the original. This time, though, it is forms A and O that come through the process without changing their truth value.

This then gives us two valid argument forms, shown in Figure 4.10. If you have an argument with an A or O statement as its premise and the contraposition of that statement as the conclusion, you know it must be valid. Whenever the premise is true, the conclusion must be true, because the two statements are logically equivalent. On the other hand, if you had an E or an I statement as the premise, the truth of the conclusion is undetermined, so these arguments would not be valid.

## Evaluating Short Arguments

So far we have seen eight valid forms of argument with one premise: two arguments that are valid by conversion, four that are valid by obversion, and two that are valid by contraposition. As we said, short arguments like these are sometimes called “immediate inferences,” because your brain just flits automatically from the truth of the premises to the truth of the conclusion. Now that we have identified these valid forms of inference, we can use this knowledge to see whether some of the arguments we encounter in ordinary language are valid. We can now tell in a few cases if our brain is right to flit so seamlessly from the premise to the conclusion.

In the real world, the inferences we make are messy and hard to classify. Much of the complexity of this issue is tackled in the parts of the complete version of this text that cover critical thinking. Right now we are just going to deal with a limited subset of inferences: immediate inferences that might be based on conversion, obversion, or contraposition. Let’s start with the uncontroversial premise “All dogs are mammals.” Can we infer from this that all non-mammals are non-dogs? In canonical form, the argument would look like this.

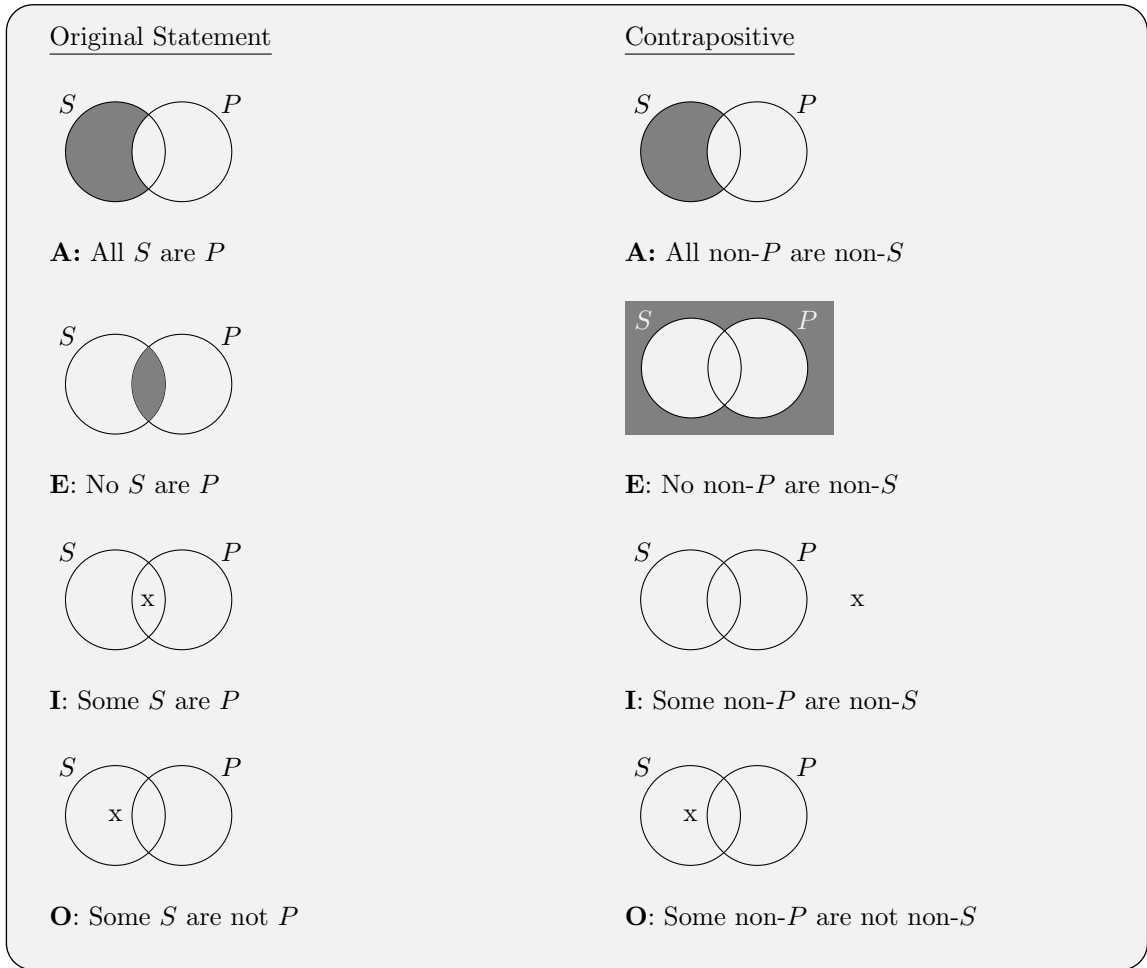


Figure 4.9: Contrapositions the Four Basic Forms

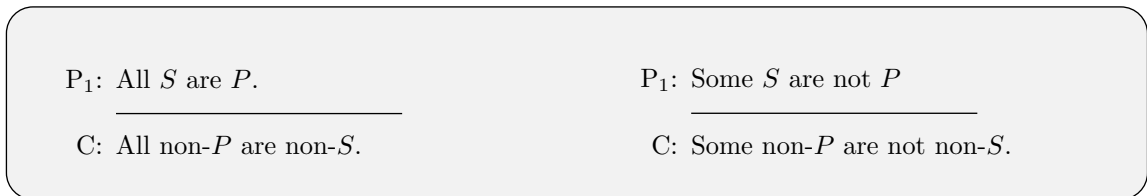


Figure 4.10: Valid argument forms from contraposition

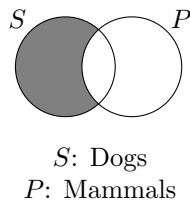
$P_1$ : All dogs are mammals

---

C: All non-mammals are non-dogs.

Evaluating an immediate inference like this is a four step process. First, identify the subject and predicate classes. Second, draw the Venn diagram for the premise. Third, see if the Venn diagram shows that the conclusion must be true. If it must be, then the argument is valid. Finally, if the argument is valid, identify the process that makes it valid. (You can skip this step if the argument is invalid.)

For the argument above, the result of the first two steps would look like this:



The Venn diagram for the premise shades out the possibility that there are dogs that aren't mammals. For step three, we ask, does this mean the conclusion must be true? In this case, it does. The same shading implies that everything that is not a mammal must also not be a dog. In fact, the Venn diagram for the premise and the Venn diagram for the conclusion are the same. So the argument is valid. This means that we must go on to step four and identify the process that makes it valid. In this case, the conclusion is created by reversing subject and predicate and taking their complements, which means that this is a valid argument by contraposition.

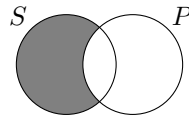
Now, remember what it means for an argument to be valid. As we said on page 29, an argument is valid if it is impossible for the premises to be true and the conclusion false. This means that we can have a valid argument with false premises, so long as it is the case that *if* the premises were true, the conclusion would have to be true. So if the argument above is valid, then so is this one:

$P_1$ : All dogs are reptiles.

---

C: All non-reptiles are non-dogs.

The premise is now false: all dogs are not reptiles. However, *if* all dogs were reptiles, then it would also have to be true that all non-reptiles are non-dogs. The Venn diagram works the same way.



$S$ : Dogs  
 $P$ : Reptiles

The Venn diagram for the premise still matches the Venn diagram for the conclusion. Only the labels have changed. The fact that this argument form remains true even with a false premise is just a variation on a theme we saw in Figure 2.7 when we saw a valid argument (with false premises) for the conclusion “Socrates is a carrot.” So arguments by transposition, just like any argument, can be valid even if they have false premises. The same is true for arguments by conversion and obversion.

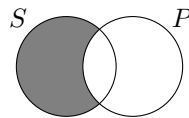
Arguments like these can also be invalid, even if they have true premises and a true conclusion. Remember that A statements are not logically equivalent to their converse. So this is an invalid argument with a true premise and a false conclusion:

$P_1$ : All dogs are mammals.

---

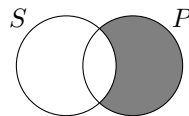
C: All mammals are dogs.

Our Venn diagram test shows that this is invalid. Steps one and two give us this for the premise:



$S$ : Dogs  
 $P$ : Mammals

But this is the Venn diagram for the conclusion:



$S$ : Dogs  
 $P$ : Mammals

This is an argument by conversion on an mood-A statement, which is invalid. The argument

remains invalid, even if we substitute in a predicate where the conclusion happens to be true. For instance this argument is invalid.

$P_1$ : All dogs are *Canis familiaris*.

---

C: All *Canis familiaris* are dogs.

The Venn diagrams for the premise and conclusion of this argument will be just like the ones for the previous argument, just with different labels. So even though the argument has a true premise and a true conclusion, it is still invalid, because it is possible for an argument of this form to have a true premise and a false conclusion. This is an unreliable argument form that just happened, in this instance, not to lead to a false conclusion. This again is just a variation on a theme we saw in Chapter 2, in Figure 2.3, when we saw an invalid argument for the conclusion that Paris was in France.

## Practice Exercises

**Part A** The first two columns in the table below give you a statement and a truth value for that statement. The next column gives an operation that can be performed on the statement in the first column, and the final two columns give the new statement and its truth value.

The first row is completed, as an example, but after that there are blanks. In problems 1–5 you must fill in the new statement and its truth value, and in problems 6–10 you must fill in the operation and the final truth value. If the truth value of the resulting statement cannot be determined from the original one, write a “?” for “undetermined.” You can check your work with Venn diagrams, or by identifying the logical form of the original statement and seeing if it is one where the named operation changes the truth value.

	<u>Given statement</u>	<u>T/F</u>	<u>Operation</u>	<u>New Statement</u>	<u>T/F</u>
Ex.	All $S$ are $P$	F	Conv.	All $P$ are $S$	?
1.	Some $S$ are $P$	F	Obv.	_____	___
2.	Some non- $S$ are $P$	F	Conv.	_____	___
3.	All $S$ are $P$	F	Contrap.	_____	___
4.	Some $S$ are $P$	F	Contrap.	_____	___
5.	Some $S$ are non- $P$	T	Obv.	_____	___
6.	All $S$ are non- $P$	T	_____	All $P$ are non- $S$	___
7.	Some non- $S$ are not $P$	T	_____	Some $P$ are not non- $S$	___
8.	Some $S$ are not $P$	F	_____	Some $P$ are not $S$	___
9.	All non- $S$ are $P$	T	_____	No non- $S$ are non- $P$	___
10.	No non- $S$ are non- $P$	T	_____	All non- $S$ are not non- $P$	___

**Part B** See the instructions for Part A.

	<u>Given statement</u>	<u>T/F</u>	<u>Operation</u>	<u>New Statement</u>	<u>T/F</u>
1.	All $S$ are $P$	T	Obv.	_____	___
2.	Some $S$ are not non- $P$	T	Contrap.	_____	___
3.	No $S$ are non- $P$	T	Obv.	_____	___
4.	All non- $S$ are $P$	T	Obv.	_____	___
5.	Some non- $S$ are $P$	F	Contrap.	_____	___
6.	Some $S$ are $P$	F	_____	Some $S$ are not non- $P$	___
7.	No non- $S$ are non- $P$	F	_____	No $P$ are $S$	___
8.	Some non- $S$ are non- $P$	T	_____	Some $P$ are $S$	___
9.	All $S$ are $P$	F	_____	No $S$ are non- $P$	___
10.	Some non- $S$ are not non- $P$	T	_____	Some non- $S$ are $P$	___

**Part C** For each sentence, write the converse, obverse, or contrapositive as directed.

**Example:** Write the contrapositive of “Some sentences are categorical.”

**Answer:** Some non-categorical things are non-sentences.

- (1) Write the converse of “No weeds are benign.”
- (2) Write the converse of “Some minds are not closed.”
- (3) Write the contraposition of “Some dentists are underpaid.”
- (4) Write the converse of “All humor is good.”
- (5) Write the contraposition of “No organizations are self-sustaining.”
- (6) Write the obverse of “Some dogs have fleas.”
- (7) Write the converse of “Some things that have fleas are dogs.”
- (8) Write the obverse of “No detectives are uniformed.”
- (9) Write the converse of “No monkeys are well-behaved.”
- (10) Write the contraposition of “No donkeys are obedient.”

**Part D** For each sentence, write the converse, obverse, or contrapositive as directed.

- (1) Write the converse of “No supplies are limited.”
- (2) Write the obverse of “No knives are toys.”
- (3) Write the contraposition of “All logicians are rational.”
- (4) Write the obverse of “All uniforms are clothing.”
- (5) Write the converse of “All risks are negligible.”

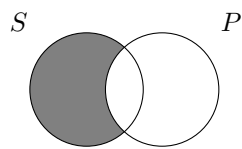


- (6) Write the contraposition of “No bestsellers are great works of literature.”
- (7) Write the obverse of “Some descriptions are accurate.”
- (8) Write the contraposition of “Some ties are not tacky.”
- (9) Write the obverse of “All spies are concealed.”
- (10) Write the contraposition of “No valleys are barren.”

**Part E** Determine whether the following arguments are valid. If they are valid, say whether they are valid by conversion, obversion, or contraposition.

**Example 1:** All swans are white. Therefore, no swans are non-white.

**Answer:**



$S$ : Swans

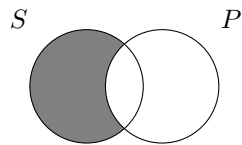
$P$ : White things.

Valid, because the Venn diagram for the premise also makes the conclusion true.

Obversion.

**Example 2:** Some dogs are pets. Therefore, some non-pets are non-dogs.

**Answer:**



$S$ : Pets

$P$ : Dogs.

Invalid, because the Venn diagram for the premise doesn't make the conclusion true.

- (1) Some smurfs are not blue. Therefore, some blue things are not smurfs.
- (2) All giraffes are majestic. Therefore, no non-majestic things are non-giraffes.
- (3) Some roosters are not pets. Therefore, some pets are not roosters.
- (4) No anesthesiologists are doctors. Therefore, no doctors are anesthesiologists.
- (5) All penguins are flightless. Therefore, all flightless things are penguins.

- (6) No kisses are innocent. Therefore, no non-innocent things are non-kisses.
- (7) All operas are sung. Therefore, all sung things are operas.
- (8) Some shopping malls are not abandoned. Therefore, some shopping malls are non-abandoned.
- (9) Some great-grandfathers are not deceased. Therefore, some non-deceased people are not non-great-grandfathers.
- (10) Some boats are not seaworthy. Therefore, some boats are non-seaworthy.

**Part F** Determine whether the following arguments are valid. If they are valid, say whether they are valid by conversion, obversion, or contraposition.

- (1) No platypuses are spies. Therefore, no non-platypuses are non-spies.
- (2) All sunburns are painful. Therefore, all painful things are sunburns.
- (3) All ghosts are friendly. Therefore, all non-friendly things are non-ghosts.
- (4) Some philosophers are not logicians. Therefore, some philosophers are non-logicians.
- (5) Some felines are lions. Therefore, some felines are not non-lions.
- (6) No doubts are unreasonable. Therefore, no reasonable things are non-doubts.
- (7) All Mondays are weekdays. Therefore, no Mondays are non-weekdays.
- (8) Some colors are pastels. Therefore, some pastel things are colors.
- (9) All dogs are cosmonauts. Therefore, all cosmonauts are dogs.
- (10) All cobwebs are made of spider silk. Therefore, no cobwebs are made of non-spider silk.

## 4.5 The Traditional Square of Opposition

We have seen that conversion, obversion, and contraposition allow us to identify some valid one-premise arguments. There are actually more we can find out there, but investigating them is a bit more complicated. The original investigation made by the Aristotelian philosophers made an assumption that logicians no longer make. To help you understand all sides of the issue, we will begin by looking at things in the traditional Aristotelian fashion, and then in the next section move on to the modern way of looking at things.

When Aristotle was first investigating these four kinds of categorical statements, he noticed they conflicted with each other in different ways. If you are just thinking casually about it, you might say that “No  $S$  is  $P$ ” is somehow “the opposite” of “All  $S$  is  $P$ .” But isn’t the real “opposite” of “All  $S$  is  $P$ ” actually “Some  $S$  is not  $P$ ”?

Aristotle, in his book *On Interpretation* (c. 350 BCE/1984a), notes that the real opposite of  $A$  is  $O$ , because one must always be true and the other false. If we know that “All dogs are mammals” is true, then we know “some dog is not a mammal” is false. On the other hand, if “All dogs are

mammals” is false then “some dog is not a mammal” must be true. Back on page 52 we said that when two propositions must have opposite truth values they are called contradictories. Aristotle noted that A and O sentences are contradictory in this way. Forms E and I also form a contradictory pair. If “Some dogs are mammals” then “No dogs are mammals” is false, and if “Some dogs are mammals” is false, then “No dogs are mammals” is true.

Mood-A and mood-E statements are opposed to each other in a different way. Aristotle claimed that they can’t both be true, but could both be false. Take the statements “All dogs are strays” and “No dogs are strays.” We know that they are both false, because some dogs are strays and others aren’t. However, it is also clear that they could not both be true. When a pair of statements cannot both be true, but might both be false, the Aristotelian tradition says they are CONTRARIES. Aristotle’s idea of a pair of contraries is really just a specific case of a set of sentences that are *inconsistent*, an idea that we looked at in Chapter 3. (See page 3.2)

These distinctions, plus a few other comments from Aristotle, were developed by his later followers into an idea that came to be known as the SQUARE OF OPPOSITION . The square of opposition is simply the diagram you see in Figure 4.11. It is a way of representing the four basic propositions and the ways they relate to one another. As we said before, this way of picturing the proposition turned out to make a problematic assumption. To emphasize that this is no longer the way logicians view things, we will call this diagram the traditional square of opposition.

The traditional square of opposition begins by picturing a square with A, E, I, and O at the four corners. The lines between the corners then represent the ways that the kinds of propositions can be opposed to each other. The diagonal lines between A and O and between E and I represent contradiction. These are pairs of propositions where one has to be true and the other false. The line across the top represents contraries. These are propositions that Aristotle thought could not both be true, although they might both be false.

In Figure 4.11, we have actually drawn each relationship as a pair of lines, representing the kinds of inferences you can make in that relationship. Contraries cannot both be true. So we know that if one is true, the other must be false. This is represented by the two lines going from a T to an F. Notice that there aren’t any lines here that point from an F to something else. This is because you can’t infer anything about contrary statements if you just know that one is false. For the contradictory statements, on the other hand, we have drawn double-headed arrows. This is because we know both that the truth of one statement implies that the other is false and that the falsity of one statement implies the truth of the other.

Contraries and contradictories just give us the diagonal lines and the top line of the square. There are still three other sides to investigate. Form I and form O are called SUBCONTRARIES. In the traditional square of opposition, their situation is reversed from that of A and E. Statements of forms A and E cannot both be true, but they can both be false. Statements of forms I and O cannot both be false, but they can both be true. Consider the sentences “Some people in the classroom are paying attention” and “Some people in the classroom are not paying attention.” It is possible for them both to be true. Some people are paying attention and some aren’t. But the two sentences couldn’t both be false. That would mean that everyone in the room was neither paying attention nor not paying attention. But they have to be doing one or the other!

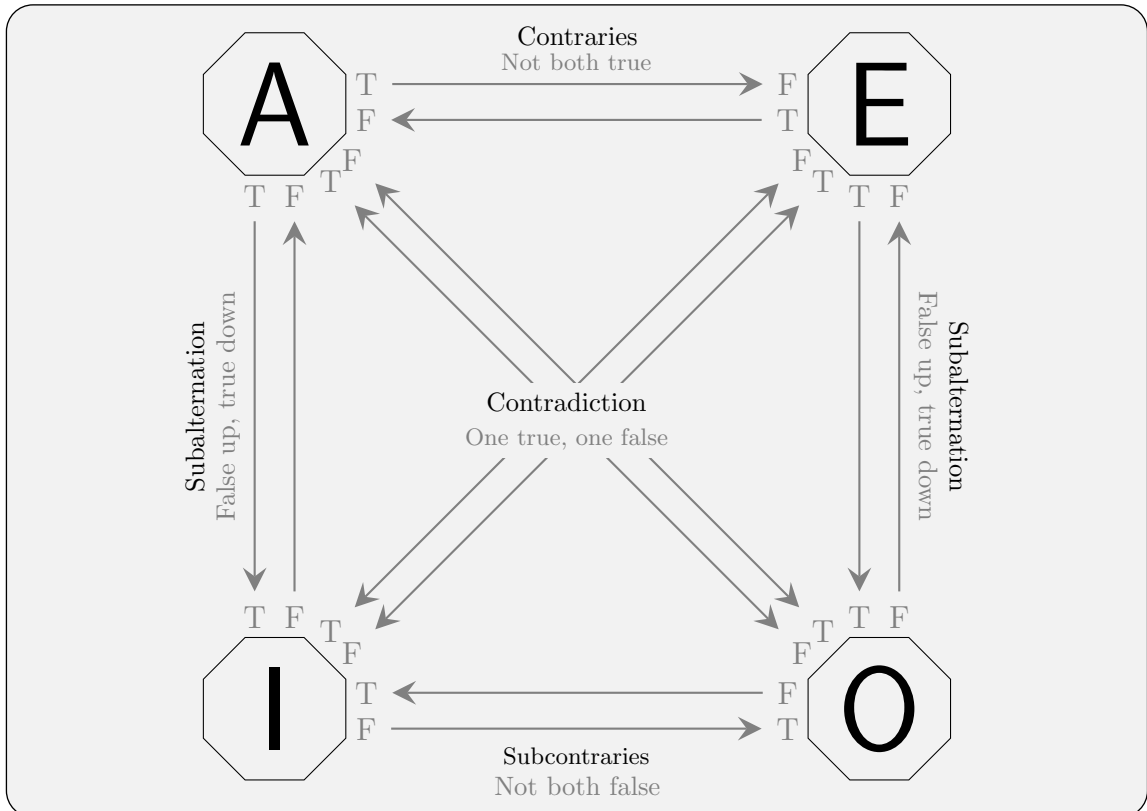


Figure 4.11: The Traditional square of opposition



Figure 4.12: One of the earliest surviving versions of the square of opposition, from a 9th century manuscript of a commentary by Apuleius of Madaura on Aristotle’s *On Interpretation*. Digital image from [www.logicmuseum.com](http://www.logicmuseum.com), curated by Edward Buckner.

This means that there are two inferences we can make about subcontraries. We know that if I is false, O must be true, and vice versa. This is represented in Figure 4.11 by arrows going from Fs on one side to Ts on the other. This is reversed from the way things were on the top of the square with the contraries. Notice that this time there are no arrows going away from a T. This is because we can’t infer anything about subcontraries if all we know is that one is true

The trickiest relationship is the one between universal statements and their corresponding particulars. We call this SUBALTERNATION. Both of the statements in these pairs could be true, or they could both be false. However, in the traditional square of opposition, if the universal statement is true, its corresponding particular statement must also be true. For instance, “All dogs are mammals” implies that some dogs are mammals. Also, if the particular statement is false, then the universal statement must also be false. Consider the statement “Some dinosaurs had feathers.” If that statement is false, if no dinosaurs had feathers, then “All dinosaurs have feathers” must also be false. Something like this seems to be true on the negative side of the diagram as well. If “No dinosaurs have feathers” is true, then you would think that “some dinosaurs do not have feathers” is true. Similarly, if “some dinosaurs do not have feathers” is false, then “No dinosaurs have feathers” cannot be true either.

In our diagram for the traditional square of opposition, we represent subalternation by a downward arrow for truth and an upward arrow for falsity. We can infer something here if we know the top is true, or if we know the bottom is false. In other situations, there is nothing we can infer.

Note, by the way, that the language of subalternation works a little differently than the other relationships. With contradiction, we say that each sentence is the “contradictory” of the other. The relationship is symmetrical. With subalternation, we say that the particular sentence is the “subaltern” of the universal one, but not the other way around.

People started using diagrams like this as early as the second century CE to explain Aristotle’s ideas in *On Interpretation* (See Parsons 1997). Figure 4.12 shows one of the earliest surviving versions of the square of opposition, from a 9th century manuscript of a commentary on Aristotle attributed to the Roman writer Apuleius of Madaura. Although this particular manuscript dates from the 9th century, the commentary itself was written in the 2nd century, and copied by hand many times over before this one was made. Figure 4.13 shows a later illustration of the square, from a 16th century book by the Scottish philosopher and logician Johannes de Magistris.

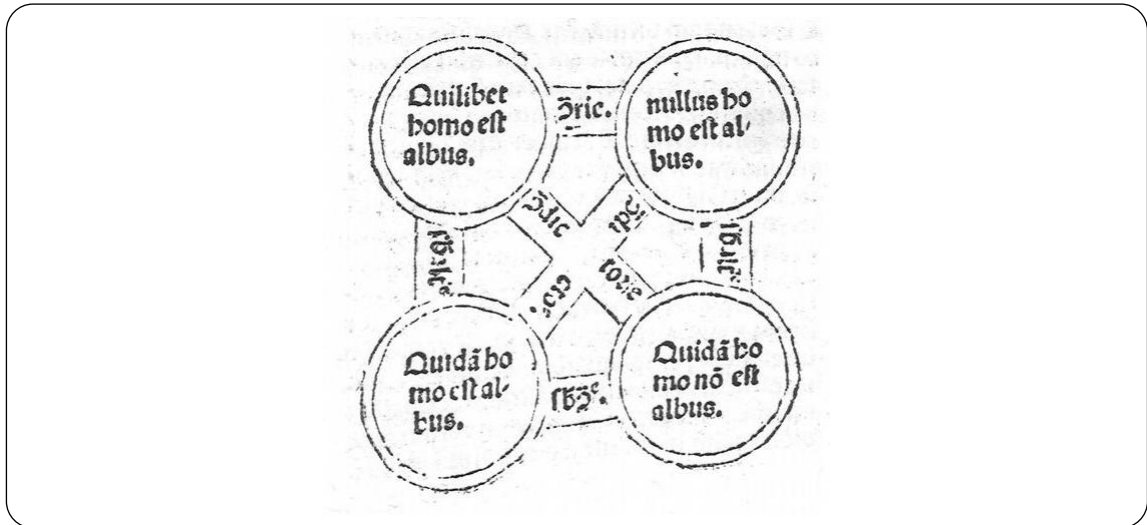


Figure 4.13: A 16th century illustration of the square of opposition from *Summulae Logicales* by Johannes de Magistris, digital image by Peter Damian and uploaded to Wikimedia Commons: [tinyurl.com/kmzmvzn](http://tinyurl.com/kmzmvzn). Public Domain-U.S.

As with the processes of conversion, obversion, and contraposition, we can use the traditional square of opposition to evaluate arguments written in canonical form. It will help us here to introduce the phrase “It is false that” to some of our statements, so that we can make inferences from the truth of one proposition to the falsity of another. This, for instance, is a valid argument, because A and O statements are contradictories.

P<sub>1</sub>: All humans are mortal.

---

C: It is false that some human is not mortal.

The argument above is an immediate inference, like the arguments we saw in the previous section, because it only has one premise. It is also similar to those arguments in that the conclusion is actually logically equivalent to the premise. This will not be the case for all immediate inferences based on the square of opposition, however. This is a valid argument, based on the subaltern relationship, but the premise and the conclusion are not logically equivalent.

P<sub>1</sub>: It is false that some humans are dinosaurs.

---

C: It is false that all humans are dinosaurs.

## Practice Exercises

**Part A** For each pair of sentences say whether they are contradictories, contraries, subcontraries, or one is the subaltern of the other.

**Example:** Some peppers are spicy.  
No peppers are spicy.

**Answer:** Contradictory

- (1) No quotations are spurious.  
Some quotations are not spurious.
- (2) Some children are not picky eaters.  
All children are picky eaters.
- (3) Some joys are not fleeting.  
Some joys are fleeting.
- (4) All fires are hot.  
Some fires are not hot.
- (5) Some diseases are not fatal.  
No diseases are fatal.
- (6) Some planets are not habitable.  
Some planets are habitable.
- (7) Some toys are plastic.  
No toys are plastic.
- (8) No transfats are healthy.  
All transfats are healthy.
- (9) No superheroes are invincible.  
Some superheroes are invincible.
- (10) Some villains are deplorable.  
Some villains are not deplorable.

**Part B** For each pair of sentences say whether they are contradictories, contraries, subcontraries, or one is the subaltern of the other.

- (1) No pants are headgear.  
All pants are headgear.
- (2) Some dietitians are not qualified.  
All dietitians are qualified.
- (3) Some monkeys are curious.  
No monkeys are curious.
- (4) All dolphins are intelligent.

Some dolphins are intelligent.

- (5) No manuscripts are accepted.  
All manuscripts are accepted.
- (6) Some hijinks are wacky.  
No hijinks are wacky.
- (7) All clowns are terrifying.  
No clowns are terrifying.
- (8) No cupcakes are nutritious.  
Some cupcakes are not nutritious.
- (9) “Some kinds of love are mistaken for vision.” –Lou Reed  
All kinds of love are mistaken for vision.
- (10) All sharks are cartilaginous.  
No sharks are cartilaginous.

**Part C** For each sentence write its contradictory, contrary, subcontrary, or the corresponding sentence in subalternation as directed.

**Example:** Write the subcontrary of “Some jellyfish sting.”

**Answer:** Some jellyfish do not sting.

- (1) Write the contrary of “No hashtags are symbols.”
- (2) Write the contradictory of “All elephants are social.”
- (3) Write the subcontrary of “Some children are well behaved.”
- (4) Write the contradictory of “All eggplants are purple.”
- (5) Write the sentence that “Some guitars are electric” is a subaltern of.
- (6) Write the contradictory of “Some arches are not crumbling.”
- (7) Write the contrary of “No resolutions are unsatisfying.”
- (8) Write the contradictory of “All flags are flying.”
- (9) Write the subaltern of “No pains are chronic.”
- (10) Write the contradictory of “No puffins are mammals.”

**Part D** For each sentence write its contradictory, contrary, subcontrary, or the corresponding sentence in subalternation as directed.

- (1) Write the subaltern of “No libraries are unfunded.”
- (2) Write the contrary of “All hooks are sharp.”
- (3) Write the contradictory of “Some tankers are not seaworthy.”
- (4) Write the sentence that “Some positions are not tenable” is the subaltern of.



- (5) Write the contradictory of “Some haircuts are unfortunate.”
- (6) Write the contradictory of “No violins are worthless.”
- (7) Write the subcontrary of “Some missiles are not nuclear.”
- (8) Write the contrary of “All animals are lifeforms.”
- (9) Write the contradictory of “All animals are lifeforms.”
- (10) Write the subaltern of “All animals are lifeforms.”

**Part E** Given a sentence and its truth value, evaluate the truth of a second sentence, according to the traditional square of opposition. If the truth value cannot be determined, just write “undetermined.”

**Example:** If “Some  $S$  are  $P$ ” is true, what is the truth value of “Some  $S$  are not  $P$ ”?

**Answer:** Undetermined

- (1) If “Some  $S$  are not  $P$ ” is true, what is the truth value of “All  $S$  are  $P$ ”?
- (2) If “Some  $S$  are not  $P$ ” is false, what is the truth value of “Some  $S$  are  $P$ ”?
- (3) If “All  $S$  are  $P$ ” is true, what is the truth value of “No  $S$  are  $P$ ”?
- (4) If “Some  $S$  are not  $P$ ” is false, what is the truth value of “No  $S$  are  $P$ ”?
- (5) If “No  $S$  are  $P$ ” is true, what is the truth value of “Some  $S$  are not  $P$ ”?
- (6) If “Some  $S$  are not  $P$ ” is true, what is the truth value of “All  $S$  are  $P$ ”?
- (7) If “Some  $S$  are  $P$ ” is true, what is the truth value of “All  $S$  are  $P$ ”?
- (8) If “All  $S$  are  $P$ ” is false, what is the truth value of “Some  $S$  are  $P$ ”?
- (9) If “No  $S$  are  $P$ ” is false, what is the truth value of “All  $S$  are  $P$ ”?
- (10) If “No  $S$  are  $P$ ” is true, what is the truth value of “Some  $S$  are  $P$ ”?

**Part F** Given a sentence and its truth value, evaluate the truth of a second sentence, according to the traditional square of opposition. If the truth value cannot be determined, just write “undetermined.”

- (1) If “Some  $S$  are not  $P$ ” is true, what is the truth value of “All  $S$  are  $P$ ”?
- (2) If “Some  $S$  are not  $P$ ” is false, what is the truth value of “Some  $S$  are  $P$ ”?
- (3) If “All  $S$  are  $P$ ” is true, what is the truth value of “No  $S$  are  $P$ ”?
- (4) If “Some  $S$  are not  $P$ ” is false, what is the truth value of “No  $S$  are  $P$ ”?
- (5) If “No  $S$  are  $P$ ” is true, what is the truth value of “Some  $S$  are not  $P$ ”?
- (6) If “Some  $S$  are not  $P$ ” is true, what is the truth value of “All  $S$  are  $P$ ”?
- (7) If “Some  $S$  are  $P$ ” is true, what is the truth value of “All  $S$  are  $P$ ”?
- (8) If “All  $S$  are  $P$ ” is false, what is the truth value of “Some  $S$  are  $P$ ”?

- (9) If “No  $S$  are  $P$ ” is false, what is the truth value of “All  $S$  are  $P$ ”?  
 (10) If “No  $S$  are  $P$ ” is true, what is the truth value of “Some  $S$  are  $P$ ”?

**Part G** Evaluate the following arguments using the traditional square of opposition. If the argument is valid, say which relationship in the square of opposition makes it valid.

**Example:** No  $S$  are  $P$ . Therefore, some  $S$  are not  $P$ .

**Answer:** Valid, because the conclusion is the subaltern of the premise.

- (1) No  $S$  are  $P$ . Therefore, it is false that some  $S$  are  $P$ .
- (2) It is false that no  $S$  are  $P$ . Therefore, it is false that all  $S$  are  $P$ .
- (3) All  $S$  are  $P$ . Therefore, it is false that no  $S$  are  $P$ .
- (4) It is false that no  $S$  are  $P$ . Therefore, it is false that some  $S$  are not  $P$ .
- (5) It is false that all  $S$  are  $P$ . Therefore, some  $S$  are not  $P$ .
- (6) It is false that no  $S$  are  $P$ . Therefore, some  $S$  are  $P$ .
- (7) It is false that all  $S$  are  $P$ . Therefore, some  $S$  are  $P$ .
- (8) Some  $S$  are  $P$ . Therefore, all  $S$  are  $P$ .
- (9) It is false that some  $S$  are  $P$ . Therefore, some  $S$  are  $P$ .
- (10) It is false that some  $S$  are not  $P$ . Therefore, it is false that no  $S$  are  $P$ .

**Part H** Evaluate the following arguments using the traditional square of opposition. If the argument is valid, say which relationship in the square of opposition makes it valid.

- (1) Some  $S$  are not  $P$ . Therefore, it is false that some  $S$  are  $P$
- (2) It is false that some  $S$  are not  $P$ . Therefore, some  $S$  are  $P$
- (3) It is false that all  $S$  are  $P$ . Therefore, some  $S$  are not  $P$ .
- (4) It is false that all  $S$  are  $P$ . Therefore, no  $S$  are  $P$ .
- (5) Some  $S$  are  $P$ . Therefore, it is false that no  $S$  are  $P$ .
- (6) Some  $S$  are  $P$ . Therefore, it is false that some  $S$  are not  $P$
- (7) No  $S$  are  $P$ . Therefore, it is false that all  $S$  are  $P$ .
- (8) It is false that no  $S$  are  $P$ . Therefore, all  $S$  are  $P$ .
- (9) It is false that all  $S$  are  $P$ . Therefore, it is false that some  $S$  are  $P$ .
- (10) All  $S$  are  $P$ . Therefore, some  $S$  are  $P$ .

## 4.6 Existential Import and the Modern Square of Opposition

The traditional square of opposition seems straightforward and fairly clever. Aristotle made an interesting distinction between contraries and contradictories, and subsequent logicians developed it into a nifty little diagram. So why did we have to keep saying things like “Aristotle thought” and “according to the traditional square of opposition.” What is wrong here?

The traditional square of opposition goes awry because it makes assumptions about the existence of the things being talked about. Remember that when we drew the Venn diagram for “All  $S$  are  $P$ ,” we shaded out the area of  $S$  that did not overlap with  $P$  to show that nothing could exist there. We pointed out, though, that we did not put a little  $x$  in the intersection between  $S$  and  $P$ . Statements of the form  $A$  ruled out the existence of one kind of thing, but they did not assert the existence of another. The  $A$  proposition, “All dogs are mammals,” denies the existence of any dog that is not a mammal, but it does not assert the existence of some dog that is a mammal. But why not? Dogs obviously do exist.

The problem comes when you start to consider categorical statements about things that don’t exist, for instance “All unicorns have one horn.” This seems like a true statement, but unicorns don’t exist. Perhaps what we mean by “All unicorns have one horn” is that *if* a unicorn existed, *then* it would have one horn. But if we interpret the statement about unicorns that way, shouldn’t we also interpret the statement about dogs that way? Really all we mean when we say “All dogs are mammals” is that if there were dogs, then they would be mammals. It takes an extra assertion to point out that dogs do, in fact, exist.

The issue we are discussing here is called existential import. A sentence is said to have EXISTENTIAL IMPORT if it asserts the existence of the things it is talking about. Figure 4.14 shows the two ways you could draw Venn diagrams for an  $A$  statement, with the  $x$ , as in the traditional interpretation, and without, as in our interpretation. If you interpret  $A$  statements in the traditional way, they are always false when you are talking about things that don’t exist. So, “All unicorns have one horn” is false in the traditional interpretation. On the other hand, in the modern interpretation all statements about things that don’t exist are true. “All unicorns have one horn” simply asserts that there are no multi-horned unicorns, and this is true because there are no unicorns at all. We call this VACUOUS TRUTH. Something is vacuously true if it is true simply because it is about things that don’t exist. Note that *all* statements about nonexistent things become vacuously true if you assume they have no existential import, even a statement like “All unicorns have more than one horn.” A statement like this simply rules out the existence of unicorns with one horn or fewer, and these don’t exist because unicorns don’t exist. This is a complicated issue that will come up again starting in Chapter 6 when we consider conditional statements. For now just assume that this makes sense because you can make up any stories you want about unicorns.

Any statement can be read with or without existential import, even the particular ones. Consider the statements “Some unicorns are rainbow colored” and “Some unicorns are not rainbow colored.” You can argue that both of these statements are true, in the sense that if unicorns existed, they could come in many colors. If you say these statements are true, however,

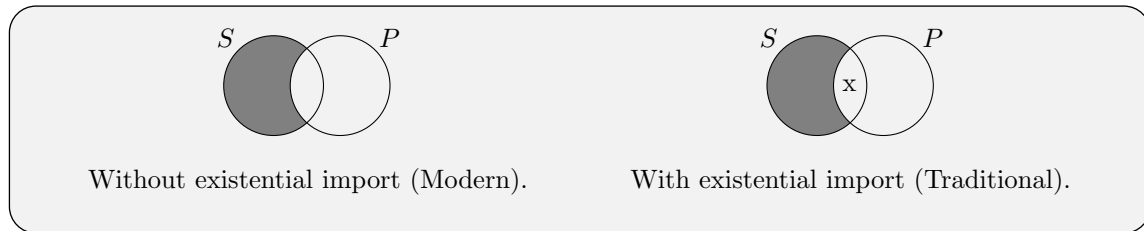


Figure 4.14: Interpretations of A: “All  $S$  are  $P$ .”

you are assuming that particular statements do not have existential import. As Terence Parsons (1997) points out, you can change the wording of particular categorical statements in English to make them seem like they do or do not have existential import. “Some unicorns are not rainbow colored” might have existential import, but “not every unicorn is rainbow colored” doesn’t seem to.

So what does this have to do with the square of opposition? A lot of the claims made in the traditional square of opposition depend on assumptions about which statements have existential import. For instance, Aristotle’s claim that contrary statements cannot both be true requires that A statements have existential import. Think about the sentences “All dragons breathe fire” and “no dragons breathe fire.” If the first sentence has no existential import, then both sentences could actually be true. They are both ruling out the existence of certain kinds of dragons and are correct because no dragons exist.

In fact, the entire traditional square of opposition falls apart if you assume that all four forms of a categorical statement have existential import. Parsons (1997) shows how we can derive a contradiction in this situation. Consider the I statement “Some dragons breathe fire.” If you interpret it as having existential import, it is false, because dragons don’t exist. But then its contradictory statement, the E statement “No dragons breathe fire” must be true. And if that statement is true, and has existential import, then its subaltern, “Some dragon does not breathe fire” is true. But if it has existential import, it can’t be true, because dragons don’t exist. In logic, the worst thing you can ever do is contradict yourself, but that is what we have just done. So we have to change the traditional square of opposition.

The way some textbooks talk about the problem, you’d think that for two thousand years logicians were simply ignorant about the problem of existential import and thus woefully confused about the square of opposition, until finally George Boole wrote *The Laws of Thought* (1854) and found the one true solution to the problem. In fact, there was an extensive discussion of existential import from the 12th to the 16th centuries, mostly under the heading of the “supposition” of a term. Very roughly, we can say that the supposition of a term is the way it refers to objects, or what we now call the “denotation” of the term (Read 2002). So in “All people are mortal” the supposition of the subject term is all of the people out there in the world. Or, as the medievals sometimes put it, the subject term “supposits” all the people in the world.

At least some medieval thinkers had a theory of supposition that made the traditional square of opposition work. Terrence Parsons (1997, 2008) has argued for the importance of one solution,

found most clearly in the writings of William of Ockham. Under this theory, affirmative forms A and I had existential import, but the negative forms E and O did not. We would say that a statement has existential import if it would be false whenever the subject or predicate terms refer to things that don't exist. To put the matter more precisely, we would say that the statement would be false whenever the subject or predicate terms "fail to refer." Linguistic philosophers these days prefer say that a term "fails to refer" rather than saying that it "refers to something that doesn't exist," because referring to things that don't exist seems impossible.

In any case, Ockham describes the supposition of affirmative propositions the same way we would describe the reference of terms in those propositions. Again, if the proposition supposes the existence of something in the world, the medievals would say it "supposits." Ockham says "In affirmative propositions a term is always asserted to supposit for something. Thus, if it supposits for nothing the proposition is false" (1343/1974). On the other hand, failure to refer or to supposit actually supports the truth of negative propositions: "in negative propositions the assertion is either that the term does not supposit for something or that it supposits for something of which the predicate is truly denied. Thus a negative proposition has two causes of truth" (1343/1974).

So, for Ockham, affirmative statements about nonexistent objects are false. "All unicorns have one horn" and "Some unicorns are rainbow colored" are false, because there are no unicorns. Negative statements, on the other hand, are vacuously true. "No unicorns are rainbow colored" and "No unicorns have one horn" are both true. There are no rainbow colored unicorns out there, and no one horned unicorns out there, because there are no unicorns out there. The O statement "Some unicorns are not rainbow colored" is also vacuously true. This might be harder to see, but it helps to think of the statement as saying "It is not the case that every unicorn is rainbow colored."

This way of thinking about existential import leaves the traditional square of opposition intact, even in cases where you are referring to nonexistent objects. Contraries still cannot both be true when you are talking about nonexistent objects, because the A proposition will be false, and the E vacuously true. "All dragons breathe fire" is false, because dragons don't exist, and "No dragons breathe fire" is vacuously true for the same reason. Similarly, subcontraries cannot both be false when talking about dragons and whatnot, because the I will always be false and the O will always be true. You can go through the rest of the relationships and show that similar arguments hold.

Boole proposed a different solution, which is now taken as the standard way to do things. Instead of looking at the division between positive and negative statements, Boole looked at the division between singular and universal propositions. The universal statements A and E do not have existential import, but the particular statements I and O do have existential import. Thus all particular statements about nonexistent things are false and all universal statements about nonexistent things are vacuously true.

John Venn was building on the work of George Boole. His diagrams avoided the problems that Euler had by using a Boolean interpretation of mood-A statements, where they really just assert that something is impossible. In fact, the whole system of Venn diagrams embodies Boole's assumptions about existential import, as you can see in Figure 4.4. The particular forms I and O have you draw an x, indicating that something exists. The other two forms just have us shade in regions to indicate that certain combinations of subject and predicate are impossible. Thus A and

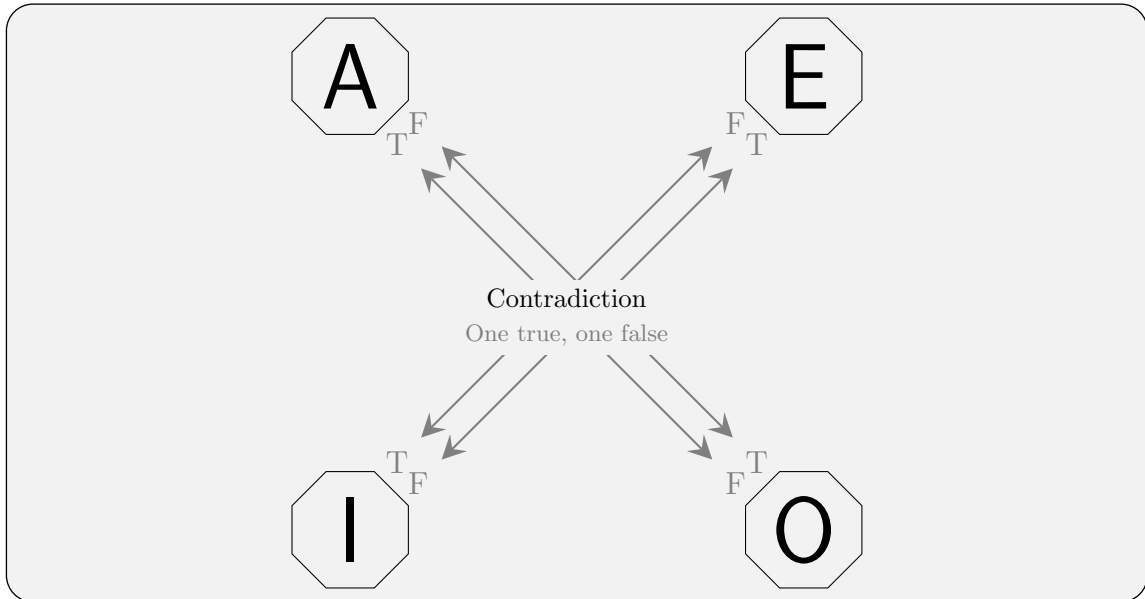


Figure 4.15: The Modern square of opposition

E statements like “All dragons breathe fire” or “No dragons are friendly” can be true, even though no dragons exist.

Venn diagrams doesn’t even have the capacity to represent Ockham’s understanding of existential import. We can represent A statements as having existential import by adding an  $x$ , as we did on the right hand side of Figure ???. However, we have no way to represent the O form without existential import. We have to draw the  $x$ , indicating existence. We don’t have a way of representing O form statements about nonexistent objects as vacuously true.

The Boolean solution to the the question of existential import leaves us with a greatly restricted form of the square of opposition. Contrary statements are both vacuously true when you refer to nonexistent objects, because neither have existential import. Subcontrary statements are both false when you refer to nonexistent objects, because they do have existential import. Finally, the subalterns of vacuously true statements are false, while on the traditional square of opposition they had to be true. The only thing remaining from the traditional square of opposition is the relationship of contradiction, as you can see in Figure 4.15.

## Practice Exercises

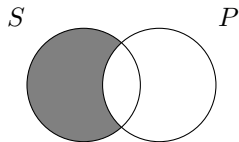
**Part A** Evaluate each of the following arguments twice. First, evaluate it using Ockham’s theory of existential import, where positive statements have existential import and negative ones do not. If the argument is valid, state which relationship makes it valid (contradictories, contraries, etc.)

Second, evaluate the argument using Boole's theory, where particular statements have existential import and universal statements do not. If the premise of the argument is just a categorical statement, rather than a claim that a categorical statement is false, draw the Venn diagram for the premise.

**Example 1:** All  $S$  are  $P$ . Therefore, it is false that no  $S$  are  $P$ .

**Answer:** Ockham: Valid. Contraries.

Boole: Invalid



The overlap between  $S$  and  $P$  is neither shaded out nor has an “x” in it, so “No  $S$  are  $P$ ” could either be true or false.

**Example 2:** It is false that all  $S$  are  $P$ . Therefore, some  $S$  are not  $P$ .

**Answer:** Ockham: Valid. Contradictories

Boole: Valid.

- (1) It is false that some  $S$  are  $P$ . Therefore, it is false that all  $S$  are  $P$ .
- (2) All  $S$  are  $P$ . Therefore, some  $S$  are not  $P$ .
- (3) It is false that some  $S$  are  $P$ . Therefore no  $S$  are  $P$ .
- (4) No  $S$  are  $P$ . Therefore, it is false that all  $S$  are  $P$ .
- (5) Some  $S$  are not  $P$ . Therefore, it is false that all  $S$  are  $P$ .
- (6) It is false that some  $S$  are not  $P$ . Therefore, it is false that no  $S$  are  $P$ .
- (7) It is false that some  $S$  are  $P$ . Therefore, it is false that no  $S$  are  $P$ .
- (8) It is false that some  $S$  are  $P$ . Therefore, some  $S$  are not  $P$ .
- (9) Some  $S$  are  $P$ . Therefore, it is false that some  $S$  are not  $P$
- (10) Some  $S$  are  $P$ . Therefore all  $S$  are  $P$ .

**Part B** See the instructions for Part A.

- (1) Some  $S$  are  $P$ . Therefore, it is false that no  $S$  are  $P$ .
- (2) It is false that some  $S$  are not  $P$ . Therefore, some  $S$  are  $P$
- (3) Some  $S$  are not  $P$ . Therefore, it is false that some  $S$  are  $P$
- (4) Some  $S$  are not  $P$ . Therefore, it is false that all  $S$  are  $P$
- (5) All  $S$  are  $P$ . Therefore, some  $S$  are  $P$

- (6) Some  $S$  are not  $P$ . Therefore, no  $S$  are  $P$
- (7) Some  $S$  are  $P$ . Therefore, it is false that no  $S$  are  $P$
- (8) It is false that all  $S$  are  $P$ . Therefore, it is false that no  $S$  are  $P$
- (9) No  $S$  are  $P$ . Therefore some  $S$  are not  $P$
- (10) It is false that some  $S$  are  $P$ . Therefore, no  $S$  are  $P$ .

### Part C

- (1) On page 99 above we started to sketch a proof that the traditional square of opposition works properly under Ockham's understanding of existential import. Finish the proof by showing that subalternation works properly for statements about nonexistent objects.
- (2) Use Venn diagrams to show that in the modern square of opposition, contradictory statements work as they did in the traditional square, but no other relationships does.
- (3) Use Venn diagrams to show whether the arguments in part A are valid or invalid.
- (4) Use Venn diagrams to show whether the arguments in part B are valid or invalid.

## Key Terms

**Affirmative**

**Complement**

**Contradictories**

**Contraposition**

**Contraries**

**Converse**

**Copula**

**Distribution**

**Existential import**

**Logically structured English**

**Mood-A statement**

**Mood-E statement**

**Mood-I statement**

**Mood-O statement**

**Negative**

**Obverse**

**Particular**

**Predicate class**

**Quality**

**Quantified categorical statement**

**Quantifier**

**Quantity**

**Square of opposition**

**Standard form categorical statement**

**Subalternation**

**Subcontraries**

**Subject class**

**Truth value**

**Universal**

**Vacuous truth**

**Venn diagram**



## Chapter 5

# Categorical Syllogisms

### 5.1 Standard Form, Mood, and Figure

So far we have just been looking at very short arguments using categorical statements. The arguments just had one premise and a conclusion that was often logically equivalent to the premise. For most of the history of logic in the West, however, the focus has been on arguments that are a step more complicated called CATEGORICAL SYLLOGISMS. A categorical syllogism is a two-premise argument composed of categorical statements. Aristotle began the study of this kind of argument in his book the *Prior Analytics* (c.350 BCE/1984b). This work was refined over the centuries by many thinkers in the Pagan, Christian, Jewish, and Islamic traditions until it reached the form it is in today.

There are actually all kinds of two-premise arguments using categorical statements, but Aristotle only looked at arguments where each statement is in one of the moods A, E, I, or O. The arguments also had to have exactly three terms, arranged so that any two pairs of statements will share one term. Let's call a categorical syllogism that fits this more narrow description an ARISTOTELIAN SYLLOGISM. Here is a typical Aristotelian syllogism using only mood-A sentences:

P<sub>1</sub>: All mammals are vertebrates.

P<sub>2</sub>: All dogs are mammals.

---

C: All dogs are vertebrates.

Notice how the statements in this argument overlap each other. Each statement shares a term with the other two. Premise 2 shares its subject term with the conclusion and its predicate with Premise 1. Thus there are only three terms spread across the three statements. Aristotle dubbed these the major, middle, and minor premises, but there was initially some confusion about how to define them. In the 6th century, the Christian philosopher John Philoponus, drawing on the work

of his pagan teacher Ammonius, decided to arbitrarily designate the MAJOR TERM as the predicate of the conclusion, the MINOR TERM as the subject of the conclusion, and the MIDDLE TERM as the one term of the Aristotelian syllogism that does not appear in the conclusion. So in the argument above, the major term is “vertebrate,” the middle term is “mammal,” and the minor term is “dog.” We can also define the MAJOR PREMISE as the one premise in an Aristotelian syllogism that names the major term, and the MINOR PREMISE as the one premise that names the minor term. So in the argument above, Premise 1 is the major premise and Premise 2 is the minor premise.

With these definitions in place, we can now define the STANDARD FORM FOR AN ARISTOTELIAN SYLLOGISM in logically structured English. Recall that in Section 4.2, we started standardizing our language into something we called “logically structured English” in order to remove ambiguity and to make its logical structure clear. The first step was to define the standard form for a categorical statement, which we did on page 69. Now we do the same thing for an Aristotelian syllogism. We say that an Aristotelian syllogism is in standard form for logically structured English if and only if these criteria have been met: (1) all of the individual statements are in standard form, (2) each instance of a term is in the same format and is used in the same sense, (3) the major premise appears first, followed by the minor premise, and then the conclusion.

Once we standardize things this way, we can actually catalog every possible form of an Aristotelian syllogism. To begin with, each of the three statements can take one of four forms: A, E, I, or O. This gives us  $4 \times 4 \times 4$ , or 64 possibilities. These 64 possibilities are called the SYLLOGISM MOOD, and we designate it just by writing the three letters of the moods of the statements that make it up. So the mood of the argument on page 103 is simply AAA.

In addition to varying the kind of statements we use in an Aristotelian syllogism, we can also vary the placement of the major, middle, and minor terms. There are four ways we can arrange them that fit the definition of an Aristotelian syllogism in standard form, shown in Table 5.1. Here  $S$  stands for the major term,  $P$  for the minor term, and  $M$  for the middle. The thing to pay attention to is the placement of the middle terms. In figure 1, the middle terms form a line slanting down to the right. In figure 2, the middle terms are both pushed over to the right. In figure 3, they are pushed to the left, and in figure 4, they slant in the opposite direction from figure 1.

The combination of 64 moods and 4 figures gives us a total of 256 possible Aristotelian syllogisms. We can name them by simply giving their mood and figure. So this is OAO-3:

$P_1$ : Some  $M$  are not  $P$ .  
 $P_2$ : All  $M$  are  $S$ .  


---

 $C$ : Some  $S$  are not  $P$ .

Syllogism OAO-3 is a valid argument. We will be able to prove this with Venn diagrams in the next section. For now just read it over and try to see intuitively why it is valid. Most of the 256 possible syllogisms, however, are not valid. In fact, most of them, like IIE-2, are quite obviously invalid:

$\begin{array}{l} P_1: M \quad P \\ P_2: S \quad M \\ \hline C: S \quad P \end{array}$ <p>Figure 1</p>	$\begin{array}{l} P_1: P \quad M \\ P_2: S \quad M \\ \hline C: S \quad P \end{array}$ <p>Figure 2</p>
$\begin{array}{l} P_1: M \quad P \\ P_2: M \quad S \\ \hline C: S \quad P \end{array}$ <p>Figure 3</p>	$\begin{array}{l} P_1: P \quad M \\ P_2: M \quad S \\ \hline C: S \quad P \end{array}$ <p>Figure 4</p>

Table 5.1: The four figures of the Aristotelian syllogism

$P_1$ : Some  $P$  are  $M$ .

$P_2$ : Some  $S$  are  $M$ .

$C$ : No  $S$  are  $P$ .

Given an Aristotelian syllogism in ordinary English, we can transform it into standard form in logically structured English and identify its mood and figure. Consider the following:

No geckos are cats. I know this because all geckos are lizards, but cats aren't lizards.

The first step is to identify the conclusion, using the basic skills you acquired back in Chapter 1. In this case, you can see that “because” is a premise indicator word, so the statement before it, “No geckos are cats,” must be the conclusion.

Step two is to identify the major, middle, and minor terms. Remember that the major term is the predicate of the conclusion, and the minor term is the subject. So here the major term is “cats,” the minor term is “geckos.” The leftover term, “lizards,” must then be the middle term.

We show that we have identified the major, middle, and minor terms by writing a TRANSLATION KEY. A translation key is just a list that assigns English phrases or sentences to variable names. For categorical syllogism, this means matching the English phrases for the terms with the variables  $S$ ,  $M$ , and  $P$ .

$S$ : Geckos

$M$ : Lizards

$P$ : Cats



and some kaiju are Toho characters.

- (8) No tyrannosaurs are birds. Therefore some pteranodons are not tyrannosaurs, because no pteranodons are birds.
- (9) Every carnivorous animal is a college professor. Therefore all logicians are carnivores, because some college professors are not logicians.
- (10) Some balderdash is chicanery. Therefore no hogwash is chicanery, because all hogwash is balderdash.

**Part B** Put the following English arguments into standard form in logically structured English using variables for the terms. Be sure to include a translation key. Then identify mood and figure of the argument.

- (1) No chairs are tables. But all tables are furniture. So some furniture are not chairs.
- (2) All dogs bark, and some things that bark are annoying. Therefore some dogs are annoying.
- (3) Some superheroes are not arrogant. This is because anyone who is arrogant is unpopular. But no superheroes are unpopular.
- (4) Some mornings are not free time. But no evenings are mornings. Therefore no evenings are free time.
- (5) All veterinarians are doctors. Therefore some veterinarians are well trained, because all doctors are well trained.
- (6) No books are valueless. Therefore some books are not nonsense, because all nonsense is valueless.
- (7) No battleships are brightly colored, because no brightly colored things are lizards, and no battleships are lizards.
- (8) No octagons are curvilinear, because all circles are curvilinear and some octagons are circles.
- (9) Some eggs do not come from chickens. You can tell, because no milk comes from chickens, but all eggs are milk.
- (10) Some ichthyosaurs are not eoraptors. Therefore some ichthyosaurs are mixosauruses, because some eoraptors are not mixosauruses.

**Part C** Put the following English arguments into standard form in logically structured English using variables for the terms. Be sure to include a translation key. Then identify mood and figure of the argument.

- (1) All spiders make thread, and anything that makes thread makes webs. So for sure, all spiders make webs.
- (2) Some children are not afraid to explore. For no one afraid to explore suffers from abandonment issues, and some children don't suffer from abandonment issues.
- (3) Every professional baseball player is a professional athlete, and no professional athlete is poor. No professional baseball player, thus, is poor.

- (4) No horse contracts scrapie. So, because some animals contracting scrapie lose weight, there are horses that do not lose weight.
- (5) Since everyone in this room is enrolled in logic, and since everyone at the college is enrolled in logic, everyone in this room is attending the college.
- (6) All arguments are attempts to convince, and some attempts to convince are denials of autonomy. Therefore, some arguments are denials of autonomy.
- (7) No one who likes smoked eel is completely reliable. For, everyone who likes smoked eel is a person with odd characteristics, and no one with odd characteristics is completely reliable.
- (8) Breaking an addiction requires self-control, and nothing requiring self-control is easy. Thus, breaking an addiction is never easy.
- (9) Jack is an American soldier in Iraq, and some American soldiers in Iraq are unable to sleep much. Hence, Jack is unable to sleep much.
- (10) All smurfs are blue, and no smurfs are tall. Therefore some tall things are not blue.

**Part D** Put the following English arguments into standard form in logically structured English using variables for the terms. Be sure to include a translation key. Then identify mood and figure of the argument.

- (1) All Old World monkeys are primates. Some Old World monkeys are baboons. Therefore some primates are baboons
- (2) All gardeners are schnarf. And all extraterrestrials are gardeners. Therefore all extraterrestrials are schnarf.
- (3) No corn chips are potato chips, but all corn chips are snacks, so no snacks are potato chips.
- (4) Everything in the attic is old and musty. Moreover, some pieces of furniture are old and musty. So, necessarily, some pieces of furniture are in the attic.
- (5) Some offices are pleasant places to work. All friendly places to work are workplaces. Therefore some workplaces are offices.
- (6) Some rabbits are not white, but some snowdrifts are white. Therefore some snowdrifts are not rabbits.
- (7) No airplanes are submarines, and some submarines are u-boats, so some airplanes are not u-boats.
- (8) All rules have exceptions, but no commands from God have exceptions. So no rules are commands from God.
- (9) All spies are liars, and some liars are not platypuses. Therefore some platypuses are spies.
- (10) Some bacteria are not harmful, and some harmful things are lions. Therefore some bacteria are lions.

**Part E** Given the mood and figure, write out the full syllogism, using the term variables  $S$ ,  $M$ , and  $P$ .

**Example:** IAA-2

**Answer:**  $P_1$ : Some  $P$  are  $M$ .  
 $P_2$ : All  $S$  are  $M$ .  


---

 $C$ : All  $S$  are  $P$ .

- |           |            |
|-----------|------------|
| (1) EEE-4 | (2) EIE-1  |
| (3) AII-1 | (4) IIA-4  |
| (5) IOO-2 | (6) OEI-4  |
| (7) IIO-2 | (8) OAI-I  |
| (9) AAA-2 | (10) IAA-3 |

**Part F** Given the mood and figure, write out the full syllogism, using the term variables  $S$ ,  $M$ , and  $P$

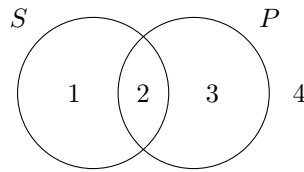
- |           |            |
|-----------|------------|
| (1) EIO-1 | (2) AAI-4  |
| (3) IIO-4 | (4) AEA-4  |
| (5) AOE-3 | (6) IAO-4  |
| (7) OAI-3 | (8) IOE-2  |
| (9) IAE-2 | (10) EAO-2 |

## 5.2 Testing Validity

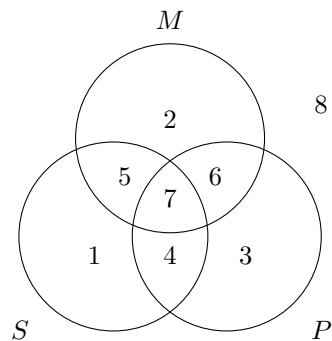
We have seen that there are 256 possible categorical arguments that fit Aristotle's requirements. Most of them are not valid, and as you probably saw in the exercises, many don't even make sense. In this section, we will learn to use Venn diagrams to sort the good arguments from the bad. The method we will use will simply be an extension of what we did in the last chapter, except with three circles instead of two.

### Venn Diagrams for Single Propositions

In the previous chapter, we drew Venn diagrams with two circles for arguments that had had two terms. The circles partially overlapped, giving us four areas, each of which represented a way an individual could relate to the two classes. So area 1 represented things that were  $S$  but not  $P$ , etc.



Now that we are considering arguments with three terms, we will need to draw three circles, and they need to overlap in a way that will let us represent the eight possible ways an individual can be inside or outside these three classes.



So in this diagram, area 1 represents the things that are *S* but not *M* or *P*, area 2 represents the things that are *M* but not *S* or *P*, etc.

As before, we represent universal statements by filling in the area that the statement says cannot be occupied. The only difference is that now there are more possibilities. So, for instance, there are now four mood-A propositions that can occur in the two premises. The major premise can either be “All *P* are *M*” or “All *M* are *P*,” and the minor premise can be either “All *S* are *M*” or “All *M* are *S*.” The Venn diagrams for those four sentences are given in the top two rows of Figure 5.1.

Similarly, there are four mood-E propositions that can occur in the premises of an Aristotelian syllogism: “No *P* are *M*,” “No *M* are *P*,” “No *S* are *M*,” and “No *M* are *S*.” And again, we diagram these by shading out overlap between the two relevant circles. In this case, however, the first two statements are equivalent by conversion (see page 4.4), as are the second two. Thus we only have two diagrams to worry about. See the bottom of Figure 5.1

Particular propositions are a bit trickier. Consider the statement “Some *M* are *P*.” With a two circle diagram, you would just put an *x* in the overlap between the *M* circle and the *P* circle. But with the three circle diagram, there are now two places we can put it. It can go in either area 6 or area 7:



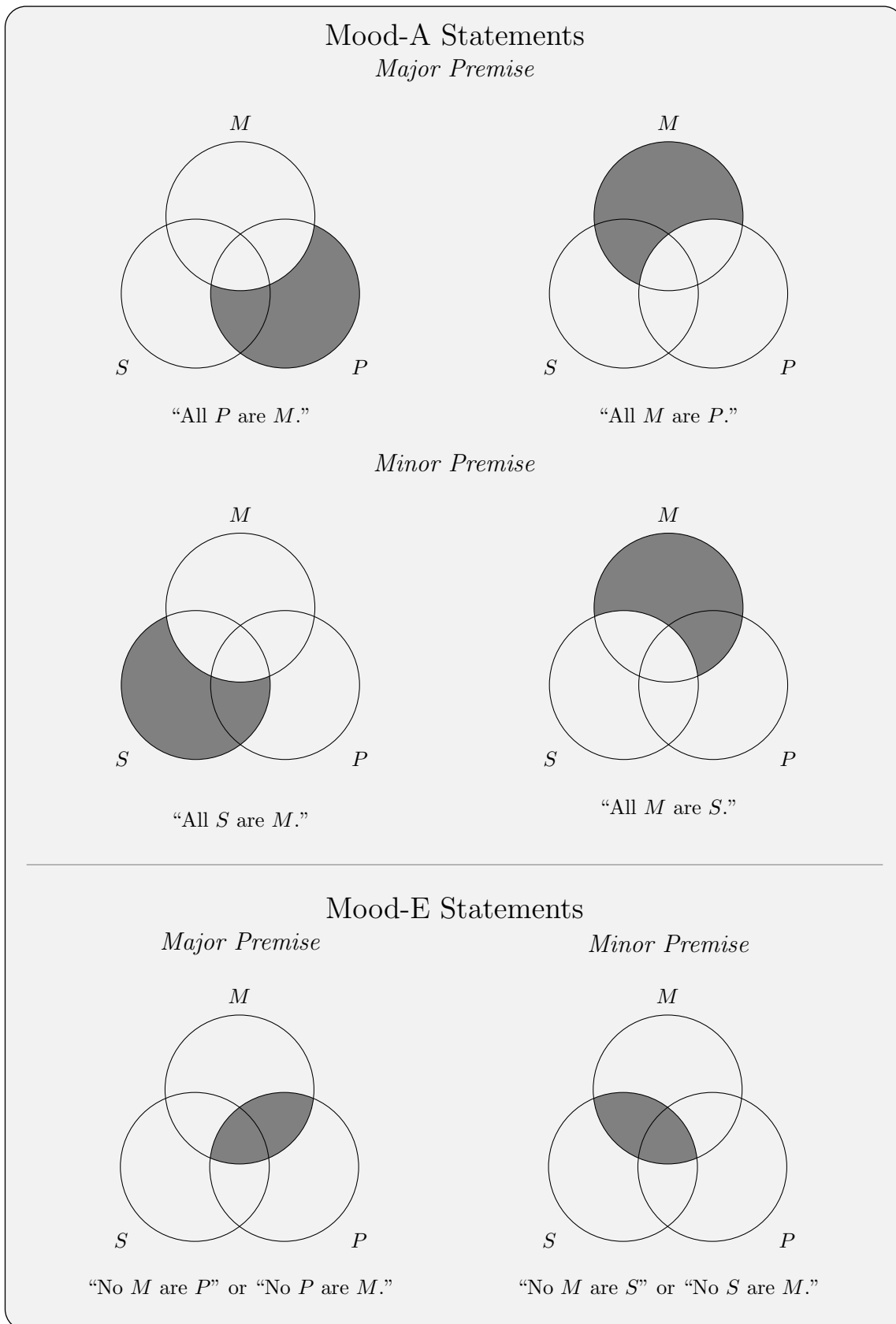
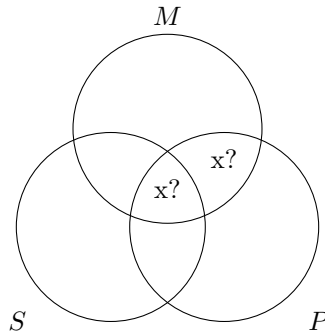
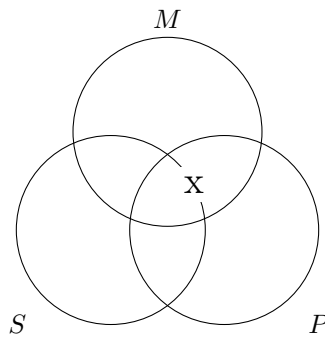


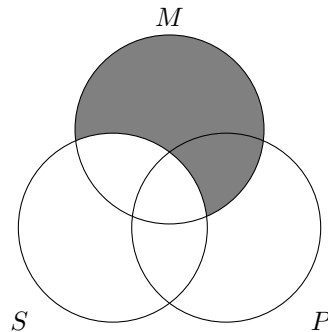
Figure 5.1: Venn diagrams for the eight universal statements that can occur in the premises.



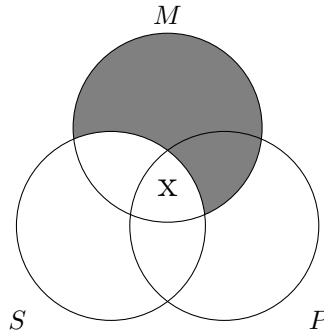
The solution here will be to put the  $x$  on the boundary between areas 6 and 7, to represent the fact that it could go in either location.



Sometimes, however, you won't have to draw the  $x$  on a border between two areas, because you will already know that one of those areas can't be occupied. Suppose, for instance, that you want to diagram "Some  $M$  are  $P$ ," but you already know that all  $M$  are  $S$ . You would diagram "All  $M$  are  $S$ " like this:



Then, when it comes time to add the  $x$  for “Some  $M$  are  $P$ ,” you know that it has to go in the exact center of the diagram:



The Venn diagrams for the particular premises that can appear in Aristotelian syllogisms are given in Figure 5.2. The figure assumes that you are just representing the individual premises, and don't know any other premises that would shade some regions out. Again, some of these premises are equivalent by conversion, and thus share a Venn diagram.

## Venn Diagrams for Full Syllogisms

In the last chapter, we used Venn diagrams to evaluate arguments with single premises. It turned out that when those arguments were valid, the conclusion was logically equivalent to the premise, so they had the exact same Venn diagram. This time we have two premises to diagram, and the conclusion won't be logically equivalent to either of them. Nevertheless we will find that for valid arguments, once we have diagrammed the two premises, we will also have diagrammed the conclusion.

First we need to specify a rule about the order to diagram the premises in: if one of the premises is universal and the other is particular, diagram the universal one first. This will allow us to narrow down the area where we need to put the  $x$  from the particular premise, as in the example above where we diagrammed “Some  $M$  are  $P$ ” assuming that we already knew that all  $M$  are  $S$ .

Let's start with a simple example, an argument with the form AAA-1.

$P_1$ : All  $M$  are  $P$ .

$P_2$ : All  $S$  are  $M$ .

---

C: All  $S$  are  $P$ .

Since both premises are universal, it doesn't matter what order we do them in. Let's do the

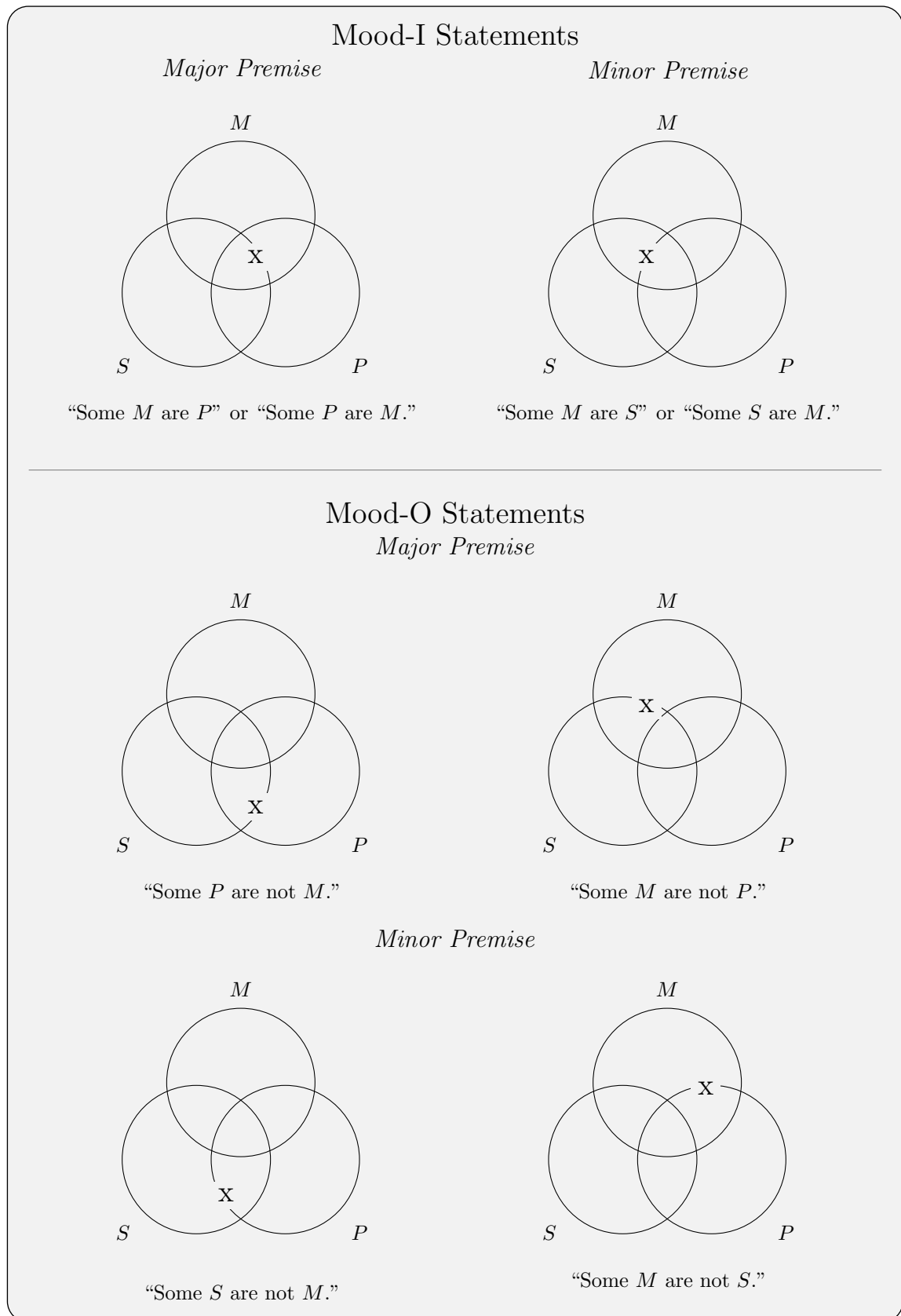
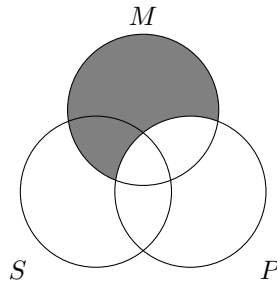
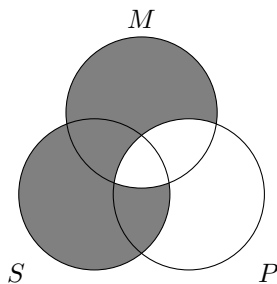


Figure 5.2: Venn diagrams for the eight particular statements that can occur in the premises.

major premise first. The major premise has us shade out the parts of the  $M$  circle that don't overlap the  $P$  circle, like this:



The second premise, on the other hand, tells us that there is nothing in the  $S$  circle that isn't also in the  $M$  circle. We put that together with the first diagram, and we get this:



From this we can see that the conclusion must be true. All  $S$  are  $P$ , because the only space left in  $S$  is the area in the exact center, area 7.

Now let's look at an argument that is invalid. One of the interesting things about the syllogism AAA-1 is that if you change the figure, it ceases to be valid. Consider AAA-2.

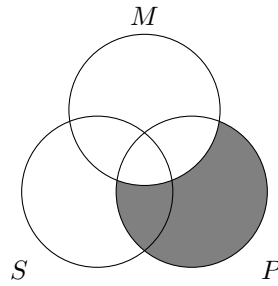
$P_1$ : All  $P$  are  $M$ .

$P_2$ : All  $S$  are  $M$ .

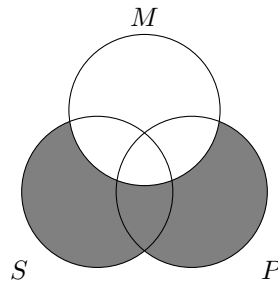
---

C: All  $S$  are  $P$ .

Again, both premises are universal, so we can do them in any order, so we will do the major premise first. This time, the major premise tells us to shade out the part of  $P$  that does not overlap  $M$ .



The second premise adds the idea that all  $S$  are  $M$ , which we diagram like this:



Now we ask if the diagram of the two premises also shows that the conclusion is true. Here the conclusion is that all  $S$  are  $P$ . If this diagram had made this true, we would have shaded out all the parts of  $S$  that do not overlap  $P$ . But we haven't done that. It is still possible for something to be in area 5. Therefore this argument is invalid.

Now let's try an argument with a particular statement in the premises. Consider the argument IAI-1:

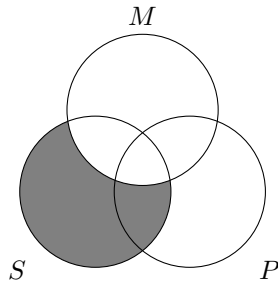
$P_1$ : Some  $M$  are  $P$ .

$P_2$ : All  $S$  are  $M$ .

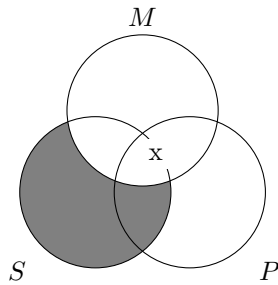
---

C: Some  $S$  are  $P$ .

Here, the second premise is universal, while the first is particular, so we begin by diagramming the universal premise.



Then we diagram the particular premise “Some  $M$  are  $P$ .” This tells us that something is in the overlap between  $M$  and  $P$ , but it doesn’t tell us whether that thing is in the exact center of the diagram or in the area for things that are  $M$  and  $P$  but not  $S$ . Therefore, we place the  $x$  on the border between these two areas.



Now we can see that the argument is not valid. The conclusion asserts that something is in the overlap between  $S$  and  $P$ . But the  $x$  we drew does not necessarily represent an object that exists in that overlap. There is something out there that could be in area 7, but it could just as easily be in area 6. The second premise doesn’t help us, because it just rules out the existence of objects in areas 1 and 4.

For a final example, let’s look at a case of a valid argument with a particular statement in the premises. If we simply change the figure of the argument in the last example from 1 to 3, we get a valid argument. This is the argument IAI-3:

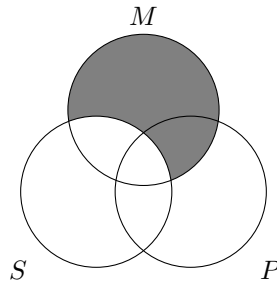
$P_1$ : Some  $M$  are  $P$ .

$P_2$ : All  $M$  are  $S$ .

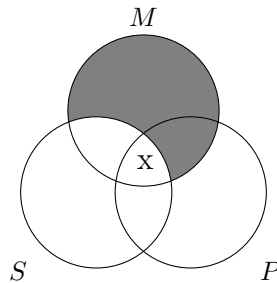
---

C: Some  $S$  are  $P$ .

Again, we begin with the universal premise. This time it tells us to shade out part of the  $M$  circle.



But now we fill in the parts of  $M$  that don't overlap with  $S$ , we have to put the  $x$  in the exact center of the diagram.



And now this time we see that “Some  $S$  are  $P$ ” has to be true based on the premises, because the  $X$  has to be in area 7. So this argument is valid.

Using this method, we can show that 15 of the 256 possible syllogisms are valid. Remember, however, that the Venn diagram method uses Boolean assumptions about existential import. If you make other assumptions about existential import, you will allow more valid syllogisms, as we will see in the next section. The additional syllogisms we will be able to prove valid in the next section will be said to have **CONDITIONAL VALIDITY** because they are valid on the condition that the objects talked about in the universal statements actually exist. The 15 syllogisms that we can prove valid using the Venn diagram method have **UNCONDITIONAL VALIDITY**. These syllogisms are given in Table 5.7.

The names on Table 5.7 come from the Christian part of the Aristotelian tradition, where thinkers were writing in Latin. Students in that part of the tradition learned the valid forms by giving each one a female name. The vowels in the name represented the mood of the syllogism. So **Barbara** has the mood AAA, **Fresison** has the mood EIO, etc. The consonants in each name were also significant: they related to a process the Aristotelians were interested in called reduction, where arguments in the later figures were shown to be equivalent to arguments in the first figure, which was taken to be more self-evident. We won't worry about reduction in this textbook, however. The names of the valid syllogisms were often worked into a mnemonic poem. The oldest known version of the poem appears in a late 13th century book called *Introduction to Logic* by



Figure 1	Figure 2	Figure 3	Figure 4
Barbara (AAA)	Camestres (AEE)	Disamis (IAI)	Calemes (AEE)
Celarent (EAE)	Cesare (EAE)	Bocardo (OAO)	Dimatis (IAI)
Ferio (EIO)	Festino (EIO)	Ferison (EIO)	Fresison (EIO)
Darii (AII)	Baroco (AOO)	Datisi (AII)	

Table 5.7: The 15 unconditionally valid syllogisms.

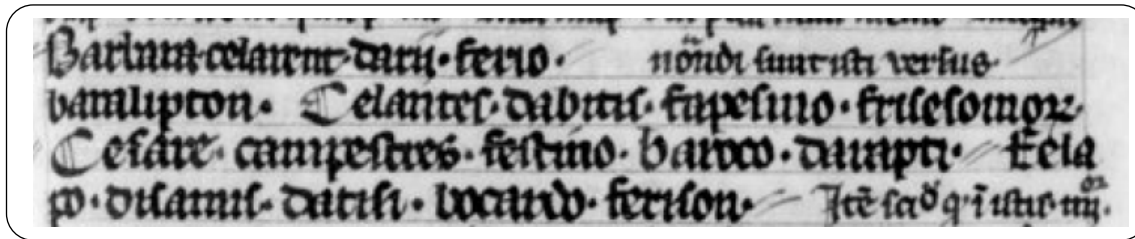


Figure 5.3: The oldest surviving version of the “Barbara, Celarent...” poem, from William of Sherwood (c. 1275/1966)

William of Sherwood (Sherwood c. 1275/1966). Figure 5.3 is an image of the oldest surviving manuscript of the poem, digitized by the Bibliothèque Nationale de France.

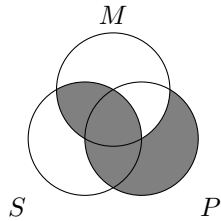
The columns in Table 5.7 represent the four figures. Syllogisms with the same mood also appear in the same row. So the EIO sisters—Ferio, Festino, Ferison, and Fresison—fill up row 3. Camestres and Calemes share row 1; Celarent and Cesare share row 2; and Darii and Datisi share row 4.

## Practice Exercises

**Part A** Use Venn diagrams to determine whether the following Aristotelian syllogisms are valid. You can check your answers against Table 5.7.

**Example:** All  $P$  are  $M$  and no  $M$  are  $S$ . Therefore, no  $S$  are  $P$ .

**Answer:** Valid (Calemes, AEE-4)



- (1) Some  $P$  are not  $M$ , and no  $M$  are  $S$ . Therefore, some  $S$  are  $P$ .
- (2) All  $M$  are  $P$ , and some  $M$  are  $S$ . Therefore some  $S$  are  $P$ .
- (3) No  $P$  are  $M$ , and some  $S$  are  $M$ . Therefore, some  $S$  are not  $P$ .
- (4) No  $M$  are  $P$ , and all  $S$  are  $M$ . Therefore, no  $S$  are  $P$ .
- (5) All  $M$  are  $P$ , and no  $M$  are  $S$ . Therefore, all  $S$  are  $P$ .
- (6) Some  $M$  are not  $P$ , and some  $M$  are  $S$ . Therefore, all  $S$  are  $P$ .
- (7) No  $P$  are  $M$ , and some  $S$  are not  $M$ . Therefore, some  $S$  are not  $P$ .
- (8) Some  $P$  are  $M$ , and some  $S$  are  $M$ . Therefore, no  $S$  are  $P$ .
- (9) No  $P$  are  $M$ , and all  $S$  are  $M$ . Therefore no  $S$  are  $P$ .
- (10) No  $M$  are  $P$  and all  $S$  are  $M$ . Therefore some  $S$  are not  $P$

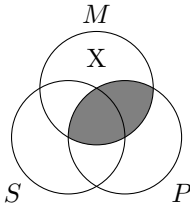
**Part B** Use Venn diagrams to determine whether the following Aristotelian syllogisms are valid. You can check your answers against Table 5.7.

- (1) No  $M$  are  $P$ , and some  $M$  are  $S$ . Therefore some  $S$  are not  $P$ .
- (2) Some  $M$  are not  $P$ , and all  $M$  are  $S$ . Therefore some  $S$  are not  $P$ .
- (3) No  $M$  are  $P$ , and some  $S$  are  $M$ . Therefore, some  $S$  are not  $P$ .
- (4) All  $M$  are  $P$ , and some  $S$  are not  $M$ . Therefore, some  $S$  are  $P$ .
- (5) Some  $P$  are  $M$ , and all  $M$  are  $S$ . Therefore some  $S$  are  $P$ .
- (6) Some  $M$  are  $P$ , and all  $S$  are  $M$ . Therefore, all  $S$  are  $P$ .
- (7) All  $P$  are  $M$ , and all  $M$  are  $S$ . Therefore, some  $S$  are  $P$ .
- (8) All  $P$  are  $M$ , and some  $S$  are not  $M$ . Therefore, some  $S$  are not  $P$ .
- (9) No  $P$  are  $M$ , and all  $M$  are  $S$ . Therefore no  $S$  are  $P$ .
- (10) Some  $P$  are  $M$ , and some  $S$  are  $M$ . Therefore, some  $S$  are  $P$ .

**Part C** The arguments below are missing conclusions. Use Venn diagrams to determine what conclusion can be drawn from the two premises. If no conclusion can be drawn, write “No conclusion.”

**Example:** No  $P$  are  $M$  and some  $M$  are not  $S$ . Therefore \_\_\_\_\_

**Answer:** No conclusion



- (1) All  $M$  are  $P$ , and all  $S$  are  $M$ . Therefore \_\_\_\_\_.
- (2) All  $M$  are  $P$ , and some  $M$  are  $S$ . Therefore \_\_\_\_\_.
- (3) No  $M$  are  $P$  and some  $S$  are not  $M$ . Therefore \_\_\_\_\_.
- (4) Some  $M$  are  $P$ , and some  $S$  are  $M$ . Therefore \_\_\_\_\_.
- (5) Some  $P$  are  $M$ , and all  $M$  are  $S$ . Therefore \_\_\_\_\_.
- (6) All  $P$  are  $M$  and no  $M$  are  $S$ . Therefore \_\_\_\_\_.
- (7) No  $M$  are  $P$  and all  $S$  are  $M$ . Therefore \_\_\_\_\_.
- (8) No  $P$  are  $M$ , and no  $M$  are  $S$ . Therefore \_\_\_\_\_.
- (9) No  $M$  are  $P$ , and some  $S$  are  $M$ . Therefore \_\_\_\_\_.
- (10) Some  $P$  are  $M$ , and some  $S$  are  $M$ . Therefore \_\_\_\_\_.

**Part D** The arguments below are missing conclusions. Use Venn diagrams to determine what conclusion can be drawn from the two premises. If no conclusion can be drawn, write “No conclusion.”

- (1) Some  $P$  are not  $M$ , and all  $M$  are  $S$ . Therefore, \_\_\_\_\_.
- (2) All  $M$  are  $P$ , and some  $S$  are  $M$ . Therefore \_\_\_\_\_.
- (3) All  $P$  are  $M$ , and some  $S$  are not  $M$ . Therefore \_\_\_\_\_.
- (4) Some  $P$  are  $M$ , and all  $M$  are  $S$ . Therefore \_\_\_\_\_.
- (5) All  $P$  are  $M$ , and some  $M$  are not  $S$ . Therefore \_\_\_\_\_.
- (6) No  $M$  are  $P$ , and some  $S$  are  $M$ . Therefore \_\_\_\_\_.
- (7) No  $P$  are  $M$ , and no  $S$  are  $M$ . Therefore \_\_\_\_\_.
- (8) Some  $M$  are not  $P$ , and no  $M$  are  $S$ . Therefore \_\_\_\_\_.
- (9) No  $P$  are  $M$ , and all  $S$  are  $M$ . Therefore \_\_\_\_\_.
- (10) No  $M$  are  $M$ , and some  $S$  are  $M$ . Therefore \_\_\_\_\_.

**Part E**

- (1) Do you think there are any valid arguments in Aristotle’s set of 256 syllogisms where both

premises are negative? Why or why not?

- (2) Can a valid argument have a negative statement in the conclusion, but only affirmative statements in the premises? Why or why not?
- (3) Can a valid argument have an affirmative statement in the conclusion, but only one affirmative premise?
- (4) Can a valid argument have two universal premises and a particular conclusion?

### 5.3 Existential Import and Conditionally Valid Forms

In the last section, we mentioned that you can prove more syllogisms valid if you make different assumptions about existential import. Recall that a statement has existential import if, when you assert the statement, you are also asserting the existence of the things the statement talks about. (See page 97.) So if you interpret a mood-A statement as having existential import, it not only asserts “All  $S$  is  $P$ ,” it also asserts “ $S$  exists.” Thus the mood-A statement “All unicorns have one horn” is false, if it is taken to have existential import, because unicorns do not exist. It is probably true, however, if you do not imagine the statement as having existential import. If anything is true of unicorns, it is that they would have one horn if they existed.

We saw in Section 4.6 that before Boole, Aristotelian thinkers had all sorts of opinions about existential import, or, as they put it, whether a term “supposits.” This generally led them to recognize additional syllogism forms as valid. You can see this pretty quickly if you just remember the traditional square of opposition. The traditional square allowed for many more valid immediate inferences than the modern square. It stands to reason that traditional ideas about existential import will also allow for more valid syllogisms.

Our system of Venn diagrams can’t represent all of the alternative ideas about existential import. For instance, it has no way of representing Ockham’s belief that mood-O statements do *not* have existential import. Nevertheless, it would be nice if we could expand our system of Venn diagrams to show that some syllogisms are valid if you make additional assumptions about existence.

Consider the argument Barbari (AAI-1).

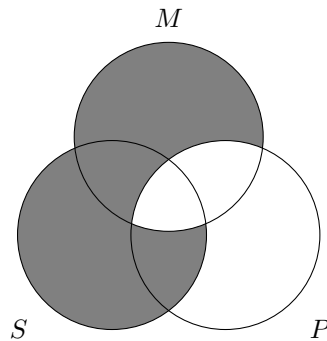
$P_1$ : All  $M$  are  $P$ .

$P_2$ : All  $S$  are  $M$ .

---

$C$ : Some  $S$  are  $P$ .

You won’t find this argument in the list of unconditionally valid forms in Table 5.7. This is because under Boolean assumptions about existence it is not valid. The Venn diagram, which follows Boolean assumptions, shows this.



This is essentially the same argument as Barbara, but the mood-A statement in the conclusion has been replaced by a mood-I statement. We can see from the diagram that the mood-A statement “All  $S$  are  $P$ ” is true. There is no place to put an  $S$  other than in the overlap with  $P$ . But we don’t actually know the mood-I statement “Some  $S$  is  $P$ ,” because we haven’t drawn an  $x$  in that spot. Really, all we have shown is that *if* an  $S$  existed, it would be  $P$ .

But by the traditional square of opposition (p. 90) we know that the mood-I statement is true. The traditional square, unlike the modern one, allows us to infer the truth of a particular statement given the truth of its corresponding universal statement. This is because the traditional square assumes that the universal statement has existential import. It is really two statements, “All  $S$  is  $P$ ” and “Some  $S$  exists.”

Because the mood-A statement is actually two statements on the traditional interpretation, we can represent it simply by adding an additional line to our argument. It is always legitimate to change an argument by making additional assumptions. The new argument won’t have the exact same impact on the audience as the old argument. The audience will now have to accept an additional premise, but in this case all we are doing is making explicit an assumption that the Aristotelian audience was making anyway. The expanded argument will look like this:

P<sub>1</sub>: All  $M$  are  $P$ .

P<sub>2</sub>: All  $S$  are  $M$ .

P<sub>3</sub>: Some  $S$  exists.\*

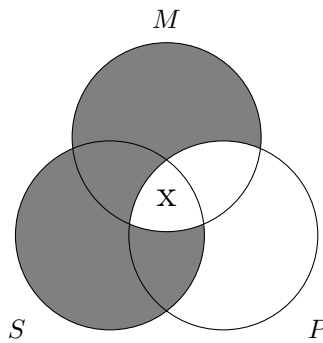
---

C: Some  $S$  are  $P$

Here the asterisk indicates that we are looking at an implicit premise that has been made explicit. This is similar to what we did in Chapter ?? on adding warrants. Now that we have an extra premise, we can add it to our Venn diagram. Since there is only one place for the  $S$  to be, we know where to put our  $x$ .

	Figure 1	Figure 2	Figure 3	Figure 4	Condition
Unconditional	Barbara (AAA)	Camestres (AEE)	Disamis (IAI)	Calemes (AEE)	
	Celarent (EAE)	Cesare (EAE)	Bocardo (OAO)	Dimatis (IAI)	
	Ferio (EIO)	Festino (EIO)	Ferison (EIO)	Fresison (EIO)	
	Darii (AII)	Baroco (AOO)	Datisi (AII)		
Conditional	Barbari (AAI)	Camestros (AEO)		Calemos (AEO)	$S$ exists
	Celaront (EAO)	Cesaro (EAO)			$S$ exists
			Felapton (EAO)	Fesapo (EAO)	$M$ exists
			Darapti (AAI)		$M$ exists
				Bamalip (AAI)	$P$ exists

Table 5.11: All 24 Valid Syllogisms



In this argument  $S$  is what we call the “critical term.” The critical term is the term that names things that must exist in order for a conditionally valid argument to be actually valid. In this argument, the critical term was  $S$ , but sometimes it will be  $M$  or  $P$ .

We have used Venn diagrams to show that Barbari is valid once you include the additional premise. Using this method we can identify nine more forms, on top of the previous 15, that are valid if we add the right existence assumptions (Table 5.11)

Thus we now have an expanded method for evaluating arguments using Venn diagrams. To evaluate an argument, we first use a Venn diagram to determine whether it is unconditionally valid. If it is, then we are done. If it is not, then we see if adding an existence assumption can

make it conditionally valid. If we can add such an assumption, add it to the list of premises and put an  $x$  in the relevant part of the Venn diagram. If we cannot make the argument valid by including additional existence assumptions, we say it is completely invalid.

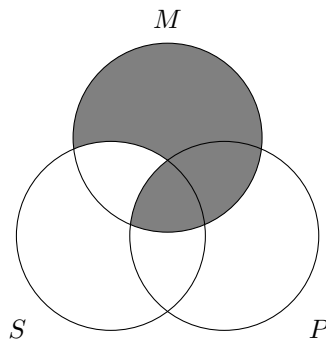
Let's run through a couple examples. Consider the argument EAO-3.

P<sub>1</sub>: No  $M$  are  $P$ .

P<sub>2</sub>: All  $M$  are  $S$ .

C: Some  $S$  are not  $P$ .

First we use the regular Venn diagram method to see whether the argument is unconditionally valid.



We can see from this that the argument is not valid. The conclusion says that some  $S$  are not  $P$ , but we can't tell that from this diagram. There are three possible ways something could be  $S$ , and we don't know if any of them are occupied.

Simply adding the premise  $S$  exists won't help us, because we don't know whether to put the  $x$  in the overlap between  $S$  and  $M$ , the overlap between  $S$  and  $P$ , or in the area that is just  $S$ . Of course, we would want to put it in the overlap between  $S$  and  $M$ , because that would mean that there is an  $S$  that is not  $P$ . However, we can't justify doing this simply based on the premise that  $S$  exists.

The premise that  $P$  exists will definitely not help us. The  $P$  would either go in the overlap between  $S$  and  $P$  or in the area that is only  $P$ . Neither of these would show "Some  $S$  is not  $P$ ."

The premise " $M$  exists" does the trick, however. If an  $M$  exists, it has to also be  $S$  but not  $P$ . And this is sufficient to show that some  $S$  is not  $P$ . We can then add this additional premise to the argument to make it valid.

P<sub>1</sub>: No  $M$  are  $P$ .

P<sub>2</sub>: All  $M$  are  $S$ .

P<sub>3</sub>:  $M$  exists.\*

---

C: Some  $S$  are not  $P$ .

Checking it against Table 5.11, we see that we were right: this is a conditionally valid argument named Felapton.

Now consider the argument EII-3:

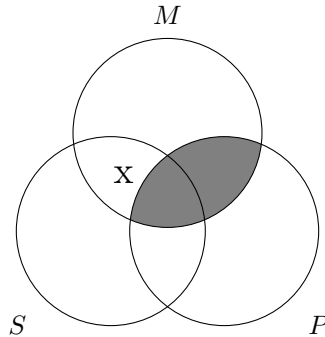
P<sub>1</sub>: No  $M$  are  $P$ .

P<sub>2</sub>: Some  $M$  are  $S$ .

---

C: Some  $S$  are  $P$ .

First we need to see if it is unconditionally valid. So we draw the Venn diagram.



The conclusion says that some  $S$  are  $P$ , but we obviously don't know this from the diagram above. There is no  $x$  in the overlap between  $S$  and  $P$ . Part of that region is shaded out, but the rest could go either way.

What about conditional validity? Can we add an existence assumption that would make this valid? Well, the  $x$  we have already drawn lets us know that both  $S$  and  $M$  exist, so it won't help to add those premises. What about adding  $P$ ? That won't help either. We could add the premise " $P$  exists" but we wouldn't know whether that  $P$  is in the overlap between  $S$  and  $P$  or in the area to the right, which is just  $P$ .

Therefore this argument is invalid. And when we check the argument against Table ??, we see that it is not present.

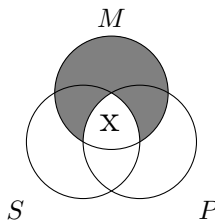


## Practice Exercises

**Part A** Use Venn diagrams to determine whether the following arguments are unconditionally valid, conditionally valid, or invalid. If they are conditionally valid, write out the premise you need to add. You can check your answers against Table 5.11.

**Example:** All  $M$  are  $P$  and all  $M$  are  $S$ . Therefore some  $S$  are  $P$

**Answer:** Added premise:  $P_3$ :  $M$  exists.



Conditionally valid (Darapti, AAI-3)

- (1) No  $P$  are  $M$ , and all  $S$  are  $M$ , so some  $S$  are not  $P$ .
- (2) Some  $P$  are  $M$ , and some  $S$  are  $M$ . Therefore all  $S$  are  $P$ .
- (3) No  $M$  are  $P$ , and some  $S$  are  $M$ . Therefore, some  $S$  are not  $P$ .
- (4) No  $M$  are  $P$ , and all  $S$  are  $M$ . Therefore, some  $S$  are not  $P$ .
- (5) No  $P$  are  $M$ , and some  $M$  are  $S$ , so some  $S$  are not  $P$ .
- (6) All  $P$  are  $M$ , and all  $M$  are  $S$ , so some  $S$  are  $P$ .
- (7) Some  $P$  are not  $M$ , and some  $M$  are  $S$ . Therefore all  $S$  are  $P$ .
- (8) No  $P$  are  $M$ , and all  $M$  are  $S$ . Therefore some  $S$  are not  $P$ .
- (9) All  $M$  are  $P$ , and no  $S$  are  $M$ . Therefore, some  $S$  are  $P$ .
- (10) Some  $M$  are  $P$ , and some  $S$  are not  $M$ . Therefore, some  $S$  are  $P$ .

**Part B** Use Venn diagrams to determine whether the following arguments are unconditionally valid, conditionally valid, or invalid. If they are conditionally valid, write out the premise you need to add. You can check your answers against Table 5.11.

- (1) No  $M$  are  $P$ , and all  $M$  are  $S$ . Therefore some  $S$  are not  $P$ .
- (2) Some  $M$  are  $P$ , and all  $M$  are  $S$ . Therefore some  $S$  are  $P$ .
- (3) All  $M$  are  $P$ , and some  $M$  are  $S$ , so no  $S$  are  $P$ .

- (4) No  $M$  are  $P$ , and some  $M$  are  $S$ , so some  $S$  are not  $P$ .
- (5) Some  $P$  are  $M$ , and some  $S$  are not  $M$ , so no  $S$  are  $P$ .
- (6) All  $M$  are  $P$ , and all  $S$  are  $M$ , so some  $S$  are  $P$ .
- (7) All  $P$  are  $M$ , and no  $M$  are  $S$ , so no  $S$  are  $P$ .
- (8) No  $P$  are  $M$ , and all  $S$  are  $M$ , so some  $S$  are not  $P$ .
- (9) All  $P$  are  $M$ , and no  $M$  are  $S$ , so some  $S$  are not  $P$ .
- (10) All  $M$  are  $P$ , and some  $S$  are  $M$ , so some  $S$  are  $P$ .

## 5.4 Rules and Fallacies

Did you do the exercises in Part E of Section 5.2? If you didn't, go back and think about those questions now, before reading any further. The problem set had five general questions like, "Can a valid argument have only negative premises?" The point of those questions was to get you to think about what patterns might exist among the 256 Aristotelian syllogisms, and how those patterns might single out 24 syllogisms as the only ones that can be valid.

In this section, we are going to answer the questions in Part E in detail by identifying rules that all valid syllogisms amongst the 256 Aristotelian syllogisms must obey. Seeing these rules will help you understand the *structure* of this part of logic. We aren't just assigning the labels "valid" and "invalid" to arguments randomly.

Each of the rules we will identify is associated with a fallacy. If you violate the rule, you commit the fallacy. These fallacies are like the fallacies that are identified in the parts of the complete version of this text on critical thinking, in that they represent mistakes in reasoning. If you make an inference that commits one of these fallacies, you have used reasoning incorrectly. However, unlike the fallacies we looked at in the Critical Thinking section, many of these fallacies are not even tempting. They are not ways the human mind goes naturally off the rails. They are just things that you shouldn't do.

In the next subsection we are going to outline five basic rules and the fallacies that go with them, along with an addition rule/fallacy pair that can be derived from the initial five. All standard logic textbooks these days use some version of these rules, although they might divide them up differently. Some textbooks also include rules that we have built into our definition of an Aristotelian syllogism in standard form. For instance, other textbooks might have a rule here saying valid syllogisms can't have four terms, or have to use terms in the same way each time. All of this is built into our definitions of an Aristotelian syllogism and standard form for such a syllogism, so we don't need to discuss them here.

### Six Rules and Fallacies

**Rule 1:** The middle term in a valid Aristotelian syllogism must be distributed at least once.

Consider these two arguments:

P<sub>1</sub>: All *M* are *P*.

P<sub>2</sub>: All *S* are *M*.

—————  
C: All *S* are *P*.

P<sub>1</sub>: All *P* are *M*.

P<sub>2</sub>: All *S* are *M*.

—————  
C: All *S* are *P*.

The syllogism on the left (Barbara) is obviously valid, but if you change it to figure 2, you get the syllogism on the right, which is obviously invalid. What causes this change?

The premises in the second syllogism say that *S* and *P* are both parts of *M*, but they no longer tell us anything about the relationship between *S* and *P*. To see why this is the case, we need to bring back a term we saw on page 62, distribution. A term is distributed in a statement if the statement makes a claim about every member of that class. So in “All *M* are *P*” the term *M* is distributed, because the statement tells us something about every single *M*. They are all also *P*. The term *P* is not distributed in this sentence, however. We do not know anything about every single *P*. We know that *M* is in *P*, but not vice versa.

In general mood-A statements distribute the subject, but not the predicate. This means that when we reverse *P* and *M* in the first premise, we create an argument where *S* and *P* are distributed, but *M* is not. This means that the argument is always going to be invalid.

This short argument can show us that arguments with an undistributed middle are always invalid: The conclusion of an Aristotelian syllogism tries to say something about the relationship between *S* and *P*. It does this using the relationship those two terms have to the third term *M*. But if *M* is never distributed, then *S* and *P* can be different, unrelated parts of *M*. Therefore arguments with an undistributed middle are invalid. Syllogisms that violate this rule are said to commit the FALLACY OF THE UNDISTRIBUTED MIDDLE.

**Rule 2:** If a term is distributed in the conclusion of a valid Aristotelian syllogism, then it must also be distributed in one of the premises.

Suppose, instead of changing Barbara from a figure 1 to a figure 2 argument, we changed it to a figure 4 argument. This is what we’d get.

P<sub>1</sub>: All *P* are *M*.

P<sub>2</sub>: All *M* are *S*.

---

C: All  $S$  are  $P$ .

When we changed the argument from figure 1 to figure 2, it ceased to be valid because the middle became undistributed. But this time the middle is distributed in the second premise, and the argument still doesn't work. You can see this by filling in "animals," "mammals," and "dogs," for  $S$ ,  $M$ , and  $P$ .

P <sub>1</sub> : All dogs are mammals.	⇐ True
P <sub>2</sub> : All mammals are animals.	⇐ True
C: All animals are dogs.	⇐ False

This version of the argument has true premises and a false conclusion, so you know the argument form must be invalid. A valid argument form should never be able to take true premises and turn them into a false conclusion. What went wrong here?

The conclusion is a mood-A statement, which means it tries to say something about the entire subject class, namely, that it is completely contained by the predicate class. But that is not what these premises tell us. The premises tell us that the subject class, animals, is actually the broadest class of the three, containing within it the classes of mammals and dogs.

As with the previous rule, the problem here is a matter of distribution. The conclusion has the subject class distributed. It wants to say something about the entire subject class, animals. But the premises do not have "animals" as a distributed class. Premise 1 distributes the class "dogs" and premise 2 distributes the class "mammals."

Here is another argument that makes a similar mistake:

P<sub>1</sub>: All  $M$  are  $P$ .  
 P<sub>2</sub>: Some  $S$  are not  $M$ .  


---

 C: Some  $S$  are not  $P$ .

This time the conclusion is a mood-O statement, so the predicate term is distributed. We are trying to say something about the entire class  $P$ . But again, the premises do not say something about the entire class  $P$ .  $P$  is undistributed in the major premise.

These examples illustrate rule 2: If a term is distributed in the conclusion, it must also be distributed in the corresponding premise. Arguments that violate this rule are said to commit the FALLACY OF ILLICIT PROCESS. This fallacy has two versions, depending on which term is not distributed. If the subject term is the one that is not distributed, we say that the argument commits the fallacy of an illicit minor. If the predicate term isn't distributed, we say that the argument commits the fallacy of the illicit major. Some particularly silly arguments commit both.

The justification for this rule is easy enough to see. If the conclusion makes a claim about all of

a class, but the premises only make a claim about some of the class, the conclusion clearly says more than what the premises justify.

**Rule 3:** A valid Aristotelian syllogism cannot have two negative premises.

Back in exercise set C you were asked to determine what conclusion, if any, could be drawn from a given pair of premises. Some of the exercises involved arguments with two negative premises. Problem (8) went like this: “No  $P$  are  $M$ , and no  $M$  are  $S$ , therefore \_\_\_\_\_.” If you haven’t done so already, try to find a conclusion about  $S$  and  $P$  that you can draw from this pair of premises.

Hopefully you have convinced yourself that there is no conclusion to be drawn from the premises above using standard Aristotelian format. No matter what mood you put the conclusion is, it will not follow from the premises. The same thing would be true of any syllogism with two negative premises. We could show this conclusively by running through the 16 possible combinations of negative premises and figures. A more intuitive proof of this rule goes like this: The conclusion of an Aristotelian syllogism must tell us about the relationship between subject and predicate. But if both premises are negative then the middle term must be disjoint, either entirely or partially, from the subject and predicate terms. An argument that breaks this rule is said to commit the FALLACY OF EXCLUSIVE PREMISES.

**Rule 4:** A valid Aristotelian syllogism can have a negative conclusion if and only if it has exactly one negative premise.

Again, let’s start with examples, and try to see what is wrong with them.

$P_1$ : All  $M$  are  $P$ .

$P_2$ : All  $P$  are  $M$ .

C: Some  $S$  are not  $P$ .

$P_1$ : No  $P$  are  $M$ .

$P_2$ : All  $S$  are  $M$ .

C: All  $S$  are  $P$ .

These arguments are so obviously invalid, you might look at them and say, “Sheesh, is there anything *right* about them?” Actually, these arguments obey all the rules we have seen so far. Look at the left hand argument. Premise 1 ensures that the middle term is distributed. The conclusion is mood O, which means the predicate is distributed, but  $P$  is also distributed in the second premise. The argument does not have two negative premises. A similar check will show that the argument on the right also obeys the first three rules.

Actually, these arguments illustrate an important premise that is independent of the previous three. You can’t draw a negative conclusion from two affirmative premises, and you cannot draw an affirmative conclusion if there is a negative premise. Because the previous rule tells us that you

can never have two negative premises, we can actually state this rule quite simply: an argument can have a negative conclusion if and only if it has exactly one negative premise. (The phrase “if and only if” will become important when we get to SL in Chapter 6. For now you can just note that “if and only if” means that the rule goes both ways. If you have a negative conclusion, then you must have one negative premise, and if you have one negative premise, you must have a negative conclusion.)

To see why this rule is justified, you need to look at each part of it separately. First, consider the case with the affirmative conclusion. An affirmative conclusion tells us that some or all of  $S$  is contained in  $P$ . The only way to show this is if some or all of  $S$  is in  $M$ , and some or all of  $M$  is in  $P$ . You need a complete chain of inclusion. Therefore if an argument has a negative premise, it cannot have an affirmative conclusion.

On the other hand, if an argument has a negative conclusion, it is saying that  $S$  and  $P$  are at least partially separate. But if you have all affirmative premises you are never separating classes. Also, a valid argument cannot have two negative premises. Therefore, a valid argument with a negative conclusion must have exactly one negative premise.

There is not a succinct name for the fallacy that goes with violating this rule, because this is not a mistake people commonly make. We will call it the NEGATIVE-AFFIRMATIVE FALLACY.

**Rule 5:** A valid Aristotelian syllogism cannot have two universal premises and a particular conclusion.

This rule is a little different than the previous ones, because it really only applies if you take a Boolean approach to existential import. Consider Barbari, the sometimes maligned step-sister of Barbara:

$P_1$ : All  $M$  are  $P$ .

$P_2$ : All  $S$  are  $M$ .

---

C: Some  $S$  are  $P$ .

This syllogism is not part of the core 15 valid syllogisms we identified with the Venn diagram method using Boolean assumptions about existential import. The premises never assert the existence of something, but the conclusion does. And this is something that is generally true under the Boolean interpretation. Universal statements never have existential import and particular statements always do. Therefore you cannot derive a particular statement from two universal statements.

Some textbooks act as if the ancient Aristotelians simply overlooked this rule. They say things like “the traditional account paid no attention to the problem of existential import” which is simply false. As we have seen, the Latin part of the Aristotelian tradition engaged in an extensive discussion of the issue from the 12th to the 16th centuries, under the heading “supposition of

terms” (Read, 2002). And at least some people, like William of Ockham, had consistent theories that show why syllogisms like Barbari were valid (Parsons, 2008).

In this textbook, we handle the existential import of universal statements by adding a premise, where appropriate, which makes the existence assumption explicit. So Barbari should look like this.

P<sub>1</sub>: All *M* are *P*.  
 P<sub>2</sub>: All *S* are *M*.  
 P<sub>3</sub>: Some *S* exist.\*  
 —————  
 C: Some *S* are *P*.

Adding this premise merely gives a separate line in the proof for an idea that Ockham said was already contained in premise 2. And if we make it a practice of adding existential premises to arguments like these, Rule 5 still holds true. You cannot conclude a particular statement from all universal premises. However in this case, we do have a particular premise, namely, P<sub>3</sub>. So if we provide this reasonable accommodation, we can see that syllogisms like Barbari are perfectly good members of the valid syllogism family. We will say, however, that an argument like this that does not provide the extra premise commits the EXISTENTIAL FALLACY.

## Proving the Rules

For each rule, we have presented an argument that any syllogism that breaks that rule is invalid. It turns out that the reverse is also true. If a syllogism obeys all five of these rules, it must be valid. In other words, these rules are *sufficient* to characterize validity for Aristotelian syllogisms. It is good practice to actually walk through a proof that these five rules are sufficient for validity. After all, that sort of proof is what formal logic is really all about. The proof below follows Hurley (2014).

Imagine we have a syllogism that obeys the five rules above. We need to show that it must be valid. There are four possibilities to consider: the conclusion is either mood A, mood E, mood I, or mood O.

If the conclusion is in mood A, then we know that *S* is distributed in the conclusion. If the syllogism obeys rules 1 and 2, then we know that *S* and *M* are distributed in the premises. Rule 4 tells us that both premises must be affirmative, so the premises can’t be I or O. They can’t be E, either, because E does not distribute any terms, and we know that terms are distributed in the premises. Therefore both premises are in mood A. Furthermore, we know that they are in the first figure, because they have to distribute *S* and *M*. Therefore the syllogism is Barbara, which is valid.

Now suppose the conclusion is in mood E. By rule 4, we have one negative and one affirmative premise. Because mood-E statements distribute both subject and predicate, rules 1 and 2 tell us that all three terms must be distributed in the premises. Therefore one premise must be E,

because it will have to distribute two terms. Since E is negative, the other premise must be affirmative, and since it has to distribute a term, it can't be I. So we know one premise is A and the other E. If all the terms are distributed, this leaves us four possibilities: EAE-1, EAE-2, AEE-2, and AEE-4. These are the valid syllogisms Celarent, Cesare, Camestres, and Calemes.

Next up, consider the case where the conclusion is in mood I. By rule 4, it has two affirmative premises, and by rule 5 both premises cannot be universal. This means that one premise must be an affirmative particular statement, that is, mood I. But we also know that by rule 1 some premise must distribute the middle term. Since this can't be the mood-I premise, it must be the other premise, which then must be in mood A. Again we are reduced to four possibilities: AII-1, AII-2, IAI-3, and IAI-4, which are the valid syllogisms Darii, Datisi, Disamis, and Dimatis.

Finally, we need to consider the case where the conclusion is mood O. Rule 4 tells us that one premise must be negative and the other affirmative, and rule 5 tells us that they can't both be universal. Rules 1 and 2 tell us that  $M$  and  $P$  are distributed in the premises. This means that the premises can't both be particular, because then one would be I and one would be O, and only one term could be distributed. So one premise must be negative and the other affirmative, and one premise must be particular and the other universal. In other words, our premises must be a pair that goes across the diagonal of the square of opposition, either an A and an O or an E and an I.

With the AO pair, there are two possibilities that distribute the right terms: OAO-3 and AOO-II. These are the valid syllogisms Bocardo and Baroco. With the EI pair, there are four possibilities, which are all valid. They are the EIO sisters: Ferio, Festino, Ferison, and Fresison.

So there you have it. Those five rules completely characterize the possible valid Aristotelian syllogisms. Any other patterns you might notice among the valid syllogisms can be derived from these five rules. For instance, Problem ?? in exercise set E of Section 5.2 asked if you could have a valid Aristotelian syllogism with two particular premises. If you did that problem, hopefully you saw that the answer was "no." We could, in fact, make this one of our five rules above. But we don't need to. When we showed that these five rules were sufficient to characterize validity, we also showed that any other rule characterizing validity that we care to come up with can be derived from the rules we already set out. So, let's state the idea that a syllogism cannot have two particular premises as a rule, and show how it can be derived. This will be our statement of the rule:

**Derived Rule 1:** A valid Aristotelian syllogism cannot have two particular premises.

And let's call the associated fallacy the FALLACY OF PARTICULAR PREMISES. To show that this rule can be derived from the previous five, it is sufficient to show that any syllogism that violates this rule will also violate one of the previous five rules. Thus there will always be a reason, independent of this rule, that can explain why that syllogism is false.

So suppose we have a syllogism with two particular premises. If we want to avoid violating rule 1, we need to distribute the middle term, which means that both premises cannot be mood I,



because mood-I statements don't distribute any term. We also know that both statements can't be mood O, because rule 3 says we can't have two negative premises. Therefore our syllogism has one premise that is I and one premise that is O. It thus has exactly one negative premise, and by rule 4, must have a negative conclusion, either an E or an O. But an argument with premises I and O can only have one term distributed: if the conclusion is mood O, then two terms are distributed; and if it is mood E then all three terms are distributed. Thus any syllogism that manages to avoid rules 1, 3, and 4 will fall victim to rule 2. Therefore any syllogism with two particular premises will violate one of the five basic rules.

## Practice Exercises

**Part A** Determine whether the following arguments are valid by seeing if they violate any of the five basic rules. If they are invalid, list the rules they violate. If they are valid, name their form. For conditionally valid arguments, label them valid if the existential premise is given explicitly, and invalid if it is not.

**Example 1:** All  $M$  are  $P$ , and all  $S$  are  $M$ . Therefore no  $S$  are  $P$ .

**Answer:** Invalid. It violates rule 2, because  $P$  is distributed in the conclusion but not the premises, and rule 4, because it has a negative conclusion and two affirmative premises.

**Example 2:** No  $P$  are  $M$ , and all  $S$  are  $M$ . Therefore some  $S$  are not  $P$ .

**Answer:** Invalid. It violates rule 5 because it is missing the existential premise "Some  $S$  exist."

- (1) Some  $M$  are  $P$ , and some  $M$  are  $S$ . Therefore, no  $S$  are  $P$ .
- (2) Some  $P$  are  $M$ , and some  $M$  are not  $S$ . Therefore, all  $S$  are  $P$ .
- (3) All  $P$  are  $M$ , and no  $M$  are  $S$ . Therefore, no  $S$  are  $P$ .
- (4) Some  $P$  are not  $M$ , some  $M$  are  $S$ . Therefore, all  $S$  are  $P$ .
- (5) No  $M$  are  $P$ , and all  $S$  are  $M$ . Also, some  $S$  exist. Therefore some  $S$  are not  $P$ .
- (6) All  $P$  are  $M$ , and no  $S$  are  $M$ . Therefore some  $S$  are not  $P$ .
- (7) Some  $M$  are  $P$ , and all  $M$  are  $S$ . Therefore some  $S$  are  $P$ .
- (8) All  $M$  are  $P$ , and all  $S$  are  $M$ . Therefore some  $S$  are not  $P$ .
- (9) Some  $M$  are not  $P$ , and all  $S$  are  $M$ . Therefore, some  $S$  are  $P$ .
- (10) Some  $P$  are  $M$ , and some  $M$  are not  $S$ . Therefore some  $S$  are not  $P$ .

**Part B** Determine whether the following arguments are valid by seeing if they violate any of the five basic rules. If they are invalid, list the rules they violate. If they are valid, name their form. For conditionally valid arguments, label them valid if the existential premise is given explicitly, and invalid if it is not.

- (1) Some  $M$  are not  $P$ , and no  $S$  are  $M$ . Therefore, all  $S$  are  $P$ .
- (2) No  $M$  are  $P$ , and some  $S$  are  $M$ . Therefore, some  $S$  are not  $P$ .
- (3) All  $P$  are  $M$ , and no  $S$  are  $M$ . Therefore no  $S$  are  $P$ .
- (4) All  $P$  are  $M$ , and all  $M$  are  $S$ . Also, some  $S$  exist. Therefore some  $S$  are  $P$ .
- (5) All  $P$  are  $M$ , and no  $S$  are  $M$ . Therefore some  $S$  are not  $P$ .
- (6) All  $M$  are  $P$ , and no  $M$  are  $S$ . Therefore, some  $S$  are  $P$ .
- (7) No  $P$  are  $M$ , and all  $M$  are  $S$ . Therefore, some  $S$  are not  $P$ .
- (8) Some  $M$  are not  $P$ , and some  $M$  are  $S$ . Therefore, some  $S$  are not  $P$ .
- (9) Some  $M$  are  $P$ , and all  $M$  are  $S$ . Therefore, some  $S$  are not  $P$ .
- (10) No  $P$  are  $M$ , and no  $M$  are  $S$ . Therefore no  $S$  are  $P$ .

## 5.5 Validity and the Counterexample Method

Except for a brief discussion of logically structured English in section 5.1, so far, we have only been evaluating arguments that use variables for the subject, middle, and predicate terms. Now, we will be looking in detail at issues that come up when we try to evaluate categorical arguments that come up in ordinary English. In this section we will consider how your knowledge of the real world terms discussed in an argument can distract you from evaluating the form of the argument itself. In this section we will consider difficulties in putting ordinary language arguments into logically structured English, so they can be analyzed using the techniques we have learned.

Let's go back again to the definition of validity on page 29. (It is always good for beginning student to reinforce their understanding of validity). We did this in the last chapter in Section 4.4, and we are doing it again now. Validity is a fundamental concept in logic that can be confusing. A valid argument is not necessarily one with true premises or a true conclusion. An argument is valid if the premises *would* make the conclusion true *if* the premises were true.

This means that, as we have seen before, there can be valid arguments with false conclusions. Consider this argument:

No reptiles are chihuahuas. But all dogs are reptiles. Therefore, no dogs are chihuahuas.

This seems silly, if only because the conclusion is false. We know that some dogs are chihuahuas. But the argument is still valid. In fact, it shares a form with an argument that makes perfect sense:

No reptiles are dogs, but all chameleons are reptiles. Therefore, no dogs are chameleons.

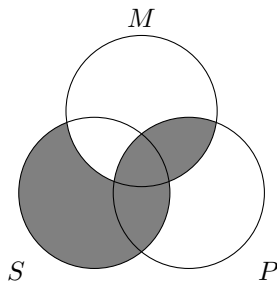
Both of these arguments have the form Celarent:

P<sub>1</sub>: No *M* are *P*.

P<sub>2</sub>: All *S* are *M*.

C: No *S* are *P*.

This form is valid, whether the subject and predicate term are dogs and chameleons, or dogs and chihuahuas, which you can see from this Venn diagram.



This means you can't assume an argument is invalid because it has a false conclusion. The reverse is also true. You can't assume an argument is valid just because it has a true conclusion. Consider this

All cats are animals, and some animals are dogs. Therefore no dogs are cats.

Makes sense, right? Everything is true. But the argument isn't valid. The premises aren't making the conclusion true. Other arguments with the same form have true premises and a false conclusion. Like this one.

All chihuahuas are animals, and some animals are dogs. Therefore, no dogs are chihuahuas.

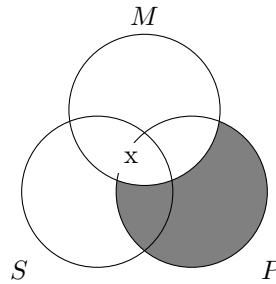
Really, the arguments in both these passages have the same form: AEE-IV:

P<sub>1</sub>: All *P* are *M*.

P<sub>2</sub>: Some *M* are *S*.

C: No *S* are *P*.

This is an invalid form, and it remains invalid whether the *P* stands for cats or chihuahuas. You can see this in the Venn diagram:



All these examples bring out an important fact about the kind of logic we are doing in this chapter and the last one: this is *formal* logic. As we discussed on page 3 formal logic is a way of making our investigation content neutral. By using variables for terms instead of noun phrases in English we can show that certain ways of arguing are good or bad regardless of the topic being argued about. This method will be extended in Chapters 6 and 9, when we introduce full formal languages.

The examples above also show us another way of proving that an argument given in English is invalid, called the counterexample method. As we have just seen, if you are given an argument in English with, say, false premises and a false conclusion, you cannot determine immediately whether the argument is valid. However, we can look at arguments that have the same form, and use them to see whether the argument is valid. If we can find an argument that has the exact same form as a given argument but has true premises and a false conclusion, then we know the argument is invalid. We just did that with the AEE-IV argument above. We were given an argument with true premises and a true conclusion involving cats, dogs, and animals. We were able to show this argument invalid by finding an argument with the same form that has true premises and a false conclusion, this time involving chihuahuas, dogs, and animals.

More precisely, we can define the COUNTEREXAMPLE METHOD as a method for determining if an argument with ordinary English words for terms is valid, where one consistently substitutes other English terms for the terms in the given argument to see if one can find an argument with the same form that has true premises and a false conclusion. Let's run through a couple more examples to see how this works.

First consider this argument in English:

All tablet computers are computers. We know this because a computer is a kind of machine, and some machines are not tablet computers.

Every statement in this argument is true, but it doesn't seem right. The premises don't really relate to the conclusion. That means you can probably find an argument with the same form that has true premises and a false conclusion. Let's start by putting the argument in canonical form. Notice that the English passage had the conclusion first.

P<sub>1</sub>: All computers are machines.

P<sub>2</sub>: Some machines are not tablet computers.

C: All tablet computers are computers.

Let's find substitutes for "machines," "computers," and "tablet computers" that will give us true premises and a false conclusion. It is easiest to work with really common sense categories, like "dog" and "cat." It is also easiest to start with a false conclusion and then try to find a middle term that will give you true premises. "All dogs are cats" is a nice false conclusion to start with:

P<sub>1</sub>: All cats are *M*.

P<sub>2</sub>: Some *M* are not dogs.

C: All dogs are cats.

So what can we substitute for *M* (which used to be "machines") that will make P<sub>1</sub> and P<sub>2</sub> true? "Animals" works fine.

P<sub>1</sub>: All cats are animals.

P<sub>2</sub>: Some animals are not dogs.

C: All dogs are cats.

There you have it: a counterexample that shows the argument invalid. Let's try another one.

Some diseases are viral, therefore some things caused by bacteria are not things that are caused by viruses, because all diseases are bacterial.

This will take a bit more unpacking. You can see from the indicator words that the conclusion is in the middle. We also have to fix "viral" and "things that are caused by viruses" so they match, and the same is true for "bacterial" and "things that are caused by bacteria." Once we have the sentences in canonical form, the argument will look like this:

P<sub>1</sub>: Some diseases are things caused by viruses.

P<sub>2</sub>: All diseases are things caused by bacteria.

C: Some things caused by bacteria are not things caused by viruses.

Once you manage to think through the complicated wording here, you can see that P<sub>1</sub> and the conclusion are true. Some diseases come from viruses, and not everything that comes from a bacteria comes from a virus. But P<sub>2</sub> is false. All diseases are not caused by bacteria. In fact, P<sub>1</sub> contradicts P<sub>2</sub>. But none of this is enough to show the argument is invalid. To do that, we need to find an argument with the same form that has true premises and a false conclusion.

Let's go back to the simple categories: "dogs," "animals," etc. We need a false conclusion. Let's go with "Some dogs are not animals."

P<sub>1</sub>: Some  $M$  are dogs.  
 P<sub>2</sub>: All  $M$  are animals.  
 —————  
 C: Some dogs are not animals.

We need a middle term that will make the premises true. It needs to be a class that is more general than “dogs” but more narrow than “animals.” “Mammals” is a good standby here.

P<sub>1</sub>: Some mammals are dogs.  
 P<sub>2</sub>: All mammals are animals.  
 —————  
 C: Some dogs are not animals.

And again we have it, a counterexample to the given syllogism.

## Practice Exercises

**Part A** Each of the following arguments are invalid. Prove that they are invalid by providing a counterexample that has the same form, but true premises and a false conclusion.

**Example:** No pants are shirts, and no shirts are dresses, so some pants are not dresses.

**Answer:** No dogs are reptiles, and no reptiles are mammals, so some dogs are not mammals.

- (1) Some mammals are animals, and some dogs are mammals. Therefore, all dogs are animals.
- (2) Some evergreens are not spruces, and all spruces are trees. Therefore some trees are not evergreens.
- (3) No wild animals are completely safe to be around, and some pigs are not completely safe to be around. Therefore some pigs are wild.
- (4) Some sodas are clear, and some healthy drinks are clear. Therefore no sodas are healthy.
- (5) No hamburgers are rocks, no igneous rocks are hamburgers. Therefore all igneous rocks are rocks.
- (6) Some plants are not food, and some foods are vegetables. Therefore some plants are vegetables.
- (7) All apartment buildings are buildings, and some buildings are residential buildings. Therefore some residential buildings are not apartment buildings.
- (8) No foods are games, and some games are video games. Therefore no video games are food.
- (9) Some trucks are rentals, and no cars are trucks. Therefore some cars are rentals.
- (10) Some online things are not fun, and some fun things are not video games. Therefore, some

video games are online.

**Part B** Each of the following arguments are invalid. Prove that they are invalid by providing a counterexample that has the same form, but true premises and a false conclusion.

- (1) All cars are machines, and all vehicles are machines. Therefore all cars are vehicles.
- (2) Some black animals are panthers. No panthers are sheep. Therefore some sheep are black.
- (3) Some paper money is not counterfeit, and some counterfeit monies are quarters. Therefore no quarters are paper money.
- (4) Some spacecraft are man-made, and no comets are man-made. Therefore some comets are not spacecraft.
- (5) No planets are stars, and no planets are fusion reactions. Therefore all stars are fusion reactions.
- (6) All straight lines are lines, and no straight lines are curved lines. Therefore, all curved lines are lines.
- (7) Some physical objects are not writing implements, and all pencils are writing implements. Therefore, all pencils are physical objects.
- (8) No traumatic memories are pleasant, but some memories are traumatic. Therefore, some memories are pleasant.
- (9) Some farms are for-profit enterprises, and all munitions factories are for-profit enterprises. Therefore, no munitions factories are farms.
- (10) No parasites are western brook lampreys, and all western brook lampreys are lampreys. Therefore some lampreys are parasitic.

## 5.6 Ordinary Language Arguments

In the last section we saw that arguments in ordinary language can throw us off because our knowledge of the truth or falsity of the statements in them can cloud our perception of the validity of the argument. Now we are going to look at ways we might need to transform ordinary language arguments in order to put them in standard form (see p. 104) and use our evaluative tools.

### Basic Transformations into Logically Structured English

Arguments are composed of statements, so all of the guidelines we discussed for putting ordinary English statements into logically structured English in Section 4.3 apply here. Also, as you saw in the exercises in Section 5.1, we need to be aware that the conclusion of an ordinary language argument can occur anywhere in the passage. Consider this argument

Every single penguin in the world is a bird. Therefore, at least one bird in the world is

not a person, because not one person is a penguin.

The indicator words let us know the conclusion is the sentence in the middle of this passage, “At least one bird in the world is not a person.” The quantifier in this sentence is nonstandard. As we saw on page 70 “at least one” should be changed to “some.” That would give us “Some birds are not people” for the conclusion. Similar changes need to be made to the two premises. Thus the argument and translation key look like this:

<p><i>S</i>: Birds  <i>M</i>: Penguins  <i>P</i>: People</p>	<p>P<sub>1</sub>: No <i>P</i> are <i>M</i>.  P<sub>2</sub>: All <i>M</i> are <i>S</i>.  <hr style="width: 50%; margin-left: 0;"/> C: Some <i>S</i> are not <i>P</i>.</p>
--	--

Now that we have it in this form, we can see that it is the argument Fesapo (EAO-4), which is valid if you add the premise that some penguins exist.

Another issue that can come up in ordinary language arguments is the use of synonyms. Consider another argument about penguins:

No Adélie penguins can fly, because all members of *Pygoscelis adeliae* are members of the family Sphenisciformes, and no Sphenisciformes can fly.

You might think this argument can't be a proper syllogism, because it has four terms in it: Adélie penguins, *Pygoscelis adeliae*, Sphenisciformes, and things that can fly. However, a quick trip to Wikipedia can confirm that *Pygoscelis adeliae* is just the scientific name from the Adélie penguin, and for that matter “Sphenisciformes” are just penguins. So really, the argument just has three terms, and there is no problem representing the argument like this:

<p><i>S</i>: Adélie penguins  <i>M</i>: Penguins  <i>P</i>: Things that can fly</p>	<p>P<sub>1</sub>: No <i>M</i> are <i>P</i>.  P<sub>2</sub>: All <i>S</i> are <i>M</i>.  <hr style="width: 50%; margin-left: 0;"/> C: No <i>S</i> are <i>P</i>.</p>
---	--

And this is our good friend Celarent (EAE-1).

Generally speaking, arguments involving different names for the same person can work the same way as synonyms. Consider this argument:

Bertrand Russell was a philosopher. We know this because Mr. Russell was a logician, and all logicians are philosophers.

“Bertrand Russell” and “Mr. Russell” are names for the same person, so we can represent them using the same variable. Back on page 71 we learned that names for individuals need to be



transformed into classes using phrases like “objects identical with ...” or “people identical with ...” Thus the argument turns out to be Celarent’s best friend, Barbara (AAA-I):

<i>S</i> : People identical with Bertrand Russell	$P_1$ : All <i>M</i> are <i>P</i> .
<i>M</i> : Logicians	$P_2$ : All <i>S</i> are <i>M</i> .
<i>P</i> : Philosophers	C: All <i>S</i> are <i>P</i> .

Merging proper nouns into one variable doesn’t always work the way merging synonyms does, however. Sometimes exchanging one name with another can change the truth value of a sentence, even when the two names refer to the same person. Any comic book fan will tell you that the sentence “J. Jonah Jameson hates Spider-Man” is true. Also, “Peter Parker” and “Spider-Man” refer to the same person. However “J. Jonah Jameson hates Peter Parker” is false. These situations are called “intentional contexts.” We won’t be dealing with them in this textbook, but you should be aware that they exist.

Another thing to be aware of when you assign variables to terms is that often you will need to find the right general category that will allow your terms to hook up with each other. Consider this argument.

Bertrand Russell did not believe in God. I know this because Mr. Russell was not a Christian, and all Christians believe in God

Here again we need to use one variable for both “Bertrand Russell” and “Mr. Russell.” But we also have to change the verb phrase “believes in God” into a predicate term (see page 69). The main trick here is to transform the verb phrase “believes in God” and the singular terms referring to Bertrand Russell in a way that will match. The trick is to use the word “people” each time. “Believes in God” becomes “people who believe in God,” and the two names for Bertrand Russell need to become “people identical with Bertrand Russell.” By including the word “people” in each case, we ensure that the terms will be comparable.

<i>S</i> : People identical to Bertrand Russell	$P_1$ : All <i>M</i> are <i>P</i> .
<i>M</i> : Christians	$P_2$ : No <i>S</i> are <i>M</i> .
<i>P</i> : People who believe in God	C: No <i>S</i> are <i>P</i> .

The argument here is AEE-1, which is invalid. It violates rule 2, because *P* is distributed in the conclusion, but not the premises. More informally, we can say that just because Russell wasn’t a Christian doesn’t mean he was an atheist or an agnostic. (In fact, Russell said that he was an atheist in some ways, and an agnostic in others, but this argument doesn’t show that.)

## Complement Classes, Obversion, and Contraposition

In the last subsection, we saw that we can represent synonyms using the same variable, thus reducing the number of terms in an argument down to the three terms required for an Aristotelian syllogism. Something similar can be done when you have terms that are complements of other terms. Back on page 78 we said that the complement of a class was the class of things that are not in the original class. So the complement of the class “penguins” is everything that is not a penguin. Sometimes, if you have an argument with more than three terms, you can reduce the number of terms down to three, because some of the terms are complements of each other, like “penguins” and “non-penguins.”

Consider the following argument, which talks about the stoics, an ancient philosophical school and pioneers in logical thinking.

No stoics are non-logicians, and all non-philosophers are non-stoics. Therefore all logicians are philosophers.

This argument has six terms: stoics, logicians, philosophers, non-stoics, non-logicians, and non-philosophers. Since the second three are all complements of the first, we should be able to reduce the number of terms to three. Once we do this, we might find that the argument is valid—it looks like it might be Barbara. We can begin by assigning  $S$ ,  $M$ , and  $P$  to the terms “stoics,” “logicians,” and “philosophers.” We can then represent the other six terms as non- $S$ , non- $M$ , and non- $P$ .

$S$ : Logicians  
 $M$ : Stoics  
 $P$ : Philosophers

$P_1$ : No  $M$  are non- $P$ .  
 $P_2$ : All non- $S$  are non- $M$ .  


---

 $C$ : All  $S$  are  $P$ .

The argument still has six terms, so we can’t evaluate it as is. However, we can get rid of three of these terms. The secret is to apply two of the transformation tools we learned about in Section 4.4, obversion and contraposition. In that section, we saw that there were different ways you could alter categorical statements that would sometimes yield a logically equivalent statement. Two of those methods—obversion and contraposition—involved taking the complements of existing terms. In the cases where these transformations yield logically equivalent terms, we can use them to change the premises of an argument into statements that lack the terms we want to get rid of.

In obversion, you change the quality of a sentence—switch it from affirmative to negative or vice versa—and then replace the predicate term with its complement. This process always yields a logically equivalent statement, so we can always use it. Applying obversion to the first premise of the argument above allows us to eliminate the term non- $P$ .

$P_1$ : All  $M$  are  $P$ .

P<sub>2</sub>: All non-*S* are non-*M*.

C: All *S* are *P*.

We can also use contraposition to eliminate terms, but here we must be more careful. Contraposition only yields logically equivalent statements when it is applied to mood-A or mood-O statements. Fortunately, Premise 2 is a mood-A statement, so we can change the argument to look like this:

P<sub>1</sub>: All *M* are *P*.

P<sub>2</sub>: All *M* are *S*.

C: All *S* are *P*.

And now the argument only has three terms, and we can evaluate it. As you can see it is not Barbara at all, but one of her unnamed evil step-sisters, AAA-3. Again, remember not to use contraposition on mood-E or mood-I statements. You can use obversion on any statement, but contraposition only works on mood A or mood O.

Ordinary English has other prefixes besides “non-” to denote the complements of classes. “Un-” is the most common prefix, but English also uses “in-,” “dis-,” and “a-.” These can be handled the same way “non-” is. Consider,

All dogs in the park must be leashed. Some unleashed pets in the park are cats.  
Therefore, some cats in the park are not dogs.

To make this argument work, we need to get the predicate of the major premise to match the subject of the minor premise. The first step is just turning the verb phrase “must be leashed” into a noun phrase that matches “unleashed pets.” We also should use the qualification “in the park” consistently across the terms.

*S*: Cats in the park  
*M*: Leashed pets in the park  
*P*: Dogs in the park

P<sub>1</sub>: All *P* are *M*.  
P<sub>2</sub>: Some non-*M* are *S*.  
C: Some *S* are not *P*.

Now the trick is to get the terms *M* and non-*M* to match. We could try to transform the second premise, but that won’t do us any good. It is an E statement, so we can’t use contraposition, and obversion won’t change the subject term.

Instead of changing the “non-*M*” to “*M*” in the second premise, we need to change the “*M*” to “non-*M*” in the first premise. We can do this using obversion, which works on statements in any mood.

P<sub>1</sub>: No  $P$  are non- $M$ .  
 P<sub>2</sub>: Some non- $M$  are  $S$ .  
 C: Some  $S$  are not  $P$ .

And now we can see that the argument is Fesison (EIO-4), which is valid.

## Practice Exercises

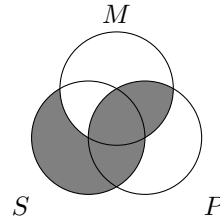
**Part A** The following arguments are given with variables for the terms. Use obversion and contraposition to reduce the number of terms to three. State which operations you are using on which statements, and give the resulting syllogism in canonical form. Finally, use Venn diagrams to evaluate the argument.

**Example:** No  $M$  are  $P$ , and all non- $M$  are non- $S$ . Therefore all  $S$  are non- $P$ .

**Answer:** Use contraposition on the minor premise and obversion on the conclusion to get the following

P<sub>1</sub>: No  $M$  are  $P$ .  
 P<sub>2</sub>: All  $S$  are  $M$ .  
 C: No  $S$  are  $P$ .

Valid, Celarent (EAE-1)



- (1) No  $P$  are  $M$ , and all non- $S$  are non- $M$ . Therefore some  $S$  are  $P$ .
- (2) No  $P$  are  $M$ , and all  $S$  are  $M$ . Therefore all  $S$  are non- $P$ .
- (3) No  $M$  are  $P$ , and some  $S$  are  $M$ . Therefore some non- $P$  are not non- $S$ .
- (4) All non- $P$  are non- $M$ , and some  $S$  are  $M$ . Therefore all  $S$  are  $P$ .
- (5) All non- $M$  are non- $P$ , and no  $S$  are  $M$ . Therefore no  $S$  are  $P$ .
- (6) All  $P$  are  $M$ , and all  $S$  are non- $M$ . Also, some  $S$  exist. Therefore, some  $S$  are not  $P$ .
- (7) Some  $P$  are not non- $M$ . All non- $M$  are non- $S$ . Some  $S$  exist. Therefore some  $S$  are  $P$ .
- (8) All non- $M$  are non- $P$ , and all  $S$  are non- $M$ . Therefore no  $S$  are  $P$ .
- (9) All  $P$  are  $M$ , and all  $M$  are non- $S$ . Therefore all  $P$  are non- $S$ .
- (10) All  $M$  are  $P$ , and some non- $M$  are not  $S$ . Therefore some  $S$  are not non- $P$ .

**Part B** The following arguments are given with variables for the terms. Use obversion and contraposition to reduce the number of terms to three. State which operations you are using on

which statements, and give the resulting syllogism in canonical form. Finally, use Venn diagrams to evaluate the argument.

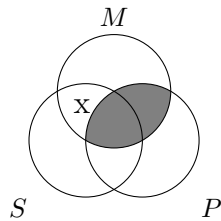
- (1) All non- $M$  are non- $P$ , and no  $S$  are  $M$ . Therefore no  $S$  are  $P$ .
- (2) All non- $P$  are non- $M$ , and all non- $M$  are non- $S$ . Therefore all  $S$  are  $P$ .
- (3) All non- $M$  are non- $P$ , and no  $M$  are  $S$ . Also, some  $S$  exist. Therefore some  $S$  are not  $P$ .
- (4) Some  $M$  are  $P$  and no  $M$  are non- $S$ . Therefore some  $S$  are  $P$ .
- (5) No  $P$  are  $M$ , and all  $M$  are non- $S$ . Therefore no  $S$  are  $P$ .
- (6) No  $P$  are  $M$ , and all  $S$  are  $M$ . Also some  $S$  exist. Therefore some non- $P$  are not non- $S$ .
- (7) All  $P$  are  $M$ , and no  $S$  are  $M$ . Therefore all  $S$  are non- $P$ .
- (8) All  $M$  are  $P$ , and all  $M$  are  $S$ . Also, some  $M$  exist. Therefore some  $S$  are not non- $P$ .
- (9) All non- $P$  are non- $M$ , and some  $M$  are not  $S$ . Also some  $M$  exist. Therefore, some non- $P$  are  $S$ .
- (10) All non- $M$  are non- $P$ , and all  $M$  are non- $S$ . Therefore all  $S$  are non- $M$ .

**Part C** For each inference make a translation key and put the argument in standard form. If you use obversion or contraposition to reduce the number of the terms, make a note of it. Then construct a Venn diagram for it, and determine whether the inference is valid.

**Example:** No one who studies logic is completely stupid, and some philosophers are not non-logicians. Therefore some philosophers are not completely stupid.

**Answer:**  $S$ : Philosophers  
 $M$ : Logicians  
 $P$ : People who are completely stupid  
 Obversion on the minor premise

$P_1$ : No  $M$  are  $P$ .  
 $P_2$ : Some  $S$  are  $M$ .  
 $C$ : Some  $S$  are not  $P$ .



Ferio (EIO-1)  
 Unconditionally valid

- (1) All of Lorain County is outside of Cuyahoga County, but at least some of Cleveland is in Cuyahoga County. Therefore some of Lorain County is not in Cleveland.
- (2) All Civics are vehicles. After all, any automobile is a vehicle, and a Civic is a kind of car.
- (3) Cows are animals. After all, anything that is not an animal is also not a farm animal, and cows are farm animals.
- (4) Some digits are fingers, and if something is a digit, then it is a body part. Therefore some

body parts are non-fingers.

- (5) Earth is a planet. Therefore Earth is not a moon, because no planets are moons.
- (6) All trees are non-animals. Some trees are deciduous. Therefore some non-animals are not evergreen.
- (7) Some relatives are not blood relatives, and some in-laws are mothers-in-law. Therefore, some non-relatives are not non-mothers-in-law.
- (8) Ludwig Wittgenstein was not English. Therefore Ludwig Wittgenstein was a philosopher, because some English people are philosophers.
- (9) Some liquids are non-alcoholic. This is because only liquids are drinks, and some non-alcoholic things are not non-drinks.
- (10) No advertisements are misleading. Therefore all pandering things are non-misleading, because no advertisements are pandering.

**Part D** For each inference make a translation key and put the argument in standard form. Then construct a Venn diagram for it and determine whether the inference is valid.

- (1) Some machines are likely to break, because some machines are elaborate, and nothing that is elaborate is unlikely to break.
- (2) Only mammals are dogs, and no mammals are reptiles. Also, *Canis familiaris* really do exist. Therefore some dogs are not reptiles.
- (3) All of Ohio is in the United States. Therefore none of Ohio is in Canada, because no part of Canada is in the United States.
- (4) All snerps are snine. This is because all non-snine things are also non-sneeps, and all sneeps are snine.
- (5) No non-forks are pointy. Therefore, all pointy things are forks, because no pointy things are non-forks.
- (6) Some arguments are not invalid. After all, anything that is persuasive is valid, and anything that is persuasive is also an argument. Furthermore, we know that some arguments exist.
- (7) Some things that sing don't sink in water. You can tell because some bricks do not sing, and all bricks float.
- (8) Crayons are not precision tools. Therefore all toys are non-precision tools, because some toys are crayons.
- (9) Some things that aren't beliefs are not objectionable. This is because all things that are not well founded are non-beliefs, and all things that are well founded are unobjectionable.
- (10) Some Kaiju are not characters from Toho studios. Therefore Godzilla is not a Kaiju, because Godzilla is a character from Toho studios.

## 5.7 Enthymemes

In the real world, arguments are often presented with pieces missing. The missing piece could be an important premise or sometimes even the conclusion. Arguments with parts missing are called ENTHYMEMES. We discuss them extensively in the chapter on incomplete arguments in the full version of this text. Here we will be dealing with them specifically as they are used with Aristotelian syllogisms. Because we are now dealing with more real-world arguments, we will return to our practice of giving the context in italics before passages (see page 7). Remember, that this context is not a part of the argument. It is just there to help interpret the passage.

The simplest and most common reason one might leave out a part of an Aristotelian syllogism is brevity. Sometimes part of an argument is common knowledge or completely obvious from the context and simply doesn't need to be said. Consider this common inference that might pop into your head one afternoon:

*Susan is working from home* Well, the dog is barking. I guess that means the mail is here.

Here the missing premise is that dogs bark at letter carriers. But this isn't something Susan is going to think of consciously. It is completely common knowledge, and probably something Susan has a lot of first-hand experience with as a dog owner. So the passage above basically represents Susan's inference as it occurs to her.

If in order to evaluate the argument, though, we need to make all of the reasoning explicit. This means putting the whole thing in standard form and then finding the missing premise. Once you do that, it becomes clear that this common, everyday inference is actually very complicated. The simplest way to put the argument in canonical form would simply be this:

P: The dog is barking.

C: The mail is here.

But if we are going to use the tools of Aristotelian logic to show that this is valid, we are going to need to convert these statements into categorical statements. The "now" functions here as a singular term, so we needed to use the awkward "times identical with" construction (see page 71). Also, we needed to find a general category to put things under, in this case "times," to be sure that all the terms matched. (This is similar to the "persons identical to Bertrand Russell example on page 143.)

P: All times identical with now are times when the dog is barking.

C: All times identical with now are times when the mail arrives.

Once we do this, we can see that the conclusion is a statement in mood A. The minor term is “times identical with now” and the major term is “times when the mail arrives.” The premise is a minor premise, because it has the minor term in it, and the middle term is “times when the dog is barking.” From this we can see that the missing premise is the major premise. When we add it, the full argument looks like this:

- P<sub>1</sub>: All times when the dog is barking are times when the mail arrives\*  
 P<sub>2</sub>: All times identical with now are times when the dog is barking.  
 C: All times identical with now are times when the mail arrives.

Remember that the asterisks means that an implicit premise has been made explicit. (See Chapter ??) Once we have that in place, however, we can see that this argument is just a version of Barbara (AAA-1). The full argument is quite wordy, which shows how much sophisticated reasoning is going on in your brain when you make even the most everyday of inferences.

Enthymemes can also be used to hide premises that are needed for the argument, but that the audience might not accept if their attention were drawn to them. Consider this argument:

*A used car salesperson is showing you a Porsche Cayenne Hybrid SUV* And it is a hybrid electric car, so you know it gets good gas mileage.

Here again we have an argument about a singular object—this car the salesperson is showing you. So when we represent the argument, we need to use the awkward “things identical with” construction.

- P: All things identical with this vehicle are hybrid electric vehicles.  
 C: All things identical with this vehicle are vehicles that get good gas mileage.

Again, we have two mood-A statements. The minor term is “things identical with this vehicle,” the middle term is “hybrid electric vehicles” and the major term is “vehicles that get good gas mileage.” The missing premise must be the major premise “All hybrid electric vehicles get good gas mileage.”

- P<sub>1</sub>: All hybrid electric vehicles are vehicles that get good gas mileage.\*  
 P<sub>2</sub>: All things identical with this vehicle are hybrid electric vehicles  
 C: All things identical with this vehicle are vehicles that get good gas mileage.

But wait, is this implicit premise even true? Actually it isn’t—the Cayenne itself only gets 20 miles per gallon in the city and 24 on the highway—no wonder the salesperson kept this premise implicit! Compare the Cayenne’s mileage to that of a regular gas-powered car like the Honda Fit,



which gets 33 city and 41 highway. It is true that hybrids generally get better mileage than similarly sized cars that run on gasoline only, but that isn't the reasoning the salesperson is presenting here. Someone who was really all that concerned about mileage probably should not be in the market for a luxury SUV like the Cayenne.

When filling in missing parts of an enthymeme it is important to remember the principle of charity. The principle of charity says that we should try to interpret other people in a way that makes reasoning coherent and their beliefs reasonable (see Section ??). With the example of the salesperson above, one might argue that we were not being as charitable as we could have been. Perhaps the salesperson didn't expect us to believe that *all* hybrids get good gas mileage. Perhaps they only expected us to believe that *most* hybrids get good gas mileage.

If you interpret the argument this way, you are getting a more believable premise in exchange for a weaker inference. The original argument had the strongest possible inference—it was genuinely valid. If you change the major premise to something involving “most,” you will have an argument that is at best strong, not valid. The premise is now believable, but the inference is fallible. This kind of trade-off is discussed more extensively in Section ?. Also note that if you do decide to use “most” when filling in the missing premise, the argument becomes inductive, and thus is something that you would evaluate using the tools from the parts of the complete version of this textbook on inductive and scientific reasoning, not the tools of Aristotelian logic. In this section we will only be looking at enthymemes where you fill in premises in a way that yields Aristotelian syllogisms.

Sometimes enthymemes are missing a conclusion, rather than a premise. Consider this example:

*Annabeth, age 7, is pestering her mother Susan with strange questions.*

**Annabeth:** Mommy, do any dogs have forked tongues?

**Susan:** Well, dear, all dogs are mammals, and no mammals have forked tongues. So do you think any dogs have forked tongues?

Teachers and parents often replace the conclusion with a rhetorical question like this because it forces the audience to fill in the missing conclusion for themselves. The effect is going to be different for different audiences, however. A child might be pleased with herself for figuring out the answer with just a few hints. Often replacing the conclusion with a rhetorical question when talking to an adult can be demeaning, for instance, when someone glibly says “you do the math,” even when there is no math involved in the issue.

In any case, the proper conclusion for the argument above is “No dogs have forked tongues.” The argument is Celarent (EAE-1), and in canonical form it looks like this:

P<sub>1</sub>: No mammals have forked tongues.

P<sub>2</sub>: All dogs are mammals.

---

C: No dogs have forked tongues.

Evaluating an enthymeme requires four steps. First, you need to figure out if the missing

statement is a premise or a conclusion. As you might expect, indicator phrases will be helpful here. Words like “because” or “therefore” will mark one of the sentences you are given as a premise or a conclusion, and you can use this information to determine what hasn’t been given. In fact, if the enthymeme contains any indicator words at all, you can be pretty confident that the missing statement is a premise. If the enthymeme contains a conclusion indicator word like “therefore,” you know that the statement after it is the conclusion. But even if the indicator word is a premise indicator word, you the missing statement is still likely to be a premise, because the premise indicator words are generally preceded by conclusions. Consider this following argument.

*Susan is now wondering about what reptilian characteristics some mammals do have*  
Well, I know some mammals have scales, because armadillos have scales.

Here the “because” lets us know that “Armadillos have scales” is a premise, and “some mammals have scales” is the conclusion. Thus the missing statement is one of the premises.

Once you have figured out what part of the syllogism is missing, the second step is to write the parts of the syllogism you do have in standard form. For this example, that is pretty easy, but you do need to provide the missing quantifier for the premise.

P: All armadillos have scales.  
C: Some mammals have scales.

Step three is to figure out what terms are in the missing statements. The two statements you have been given will contain a total of three terms, one of which will be repeated once in each statement. Since every term in an Aristotelian syllogism appears twice, we know that the two terms that only appear once must be the ones that appear in the missing statement. In the example above, the terms are “mammals,” “armadillos,” and “things with scales.” The term “things with scales” is the one that appears twice. So the missing statement will use the terms “armadillos” and “mammals.”

Step four is to determine the mood of the missing statement and the overall figure of the syllogism. This will let you fill in everything else you need to know to complete the syllogism. The rules for a valid syllogism listed in Section 5.4 can be a big help here.

In the example we have been working with we know that the conclusion is “Some mammals have scales.” This means that the major term is “things with scales” and the minor term is “mammals.” The premise that we are given, “All armadillos have scales” must then be the major premise. So we know this much:

P<sub>1</sub>: All armadillos have scales.  
P<sub>2</sub>: [something with armadillos and mammals]  
C: Some mammals have scales.

We also know that the middle term is in the subject position of the major premise, which means that the whole syllogism is either figure 1 or figure 3. Because the major premise and the conclusion are both affirmative, we know by Rule 4 (page 131) that the minor premise must be affirmative. That leaves us only mood-A and mood-I statements.

So there are four possibilities remaining: the argument is either AAI-1, AII-1, AAI-3 or AII-3. A quick glance at the Table 5.11 tells us that all of these are valid. (Although AAI-1 and AAI-3 are conditionally valid.) So any of these are correct answers. Let's go with AII-1 (Darii):

P<sub>1</sub>: All armadillos have scales  
 P<sub>2</sub>: Some mammals are armadillos.  
 C: Some mammals have scales.

Sometimes, when people give enthymemes, there is no way to fill in the missing premise that will make the argument valid. This can happen either because the person making the argument is confused or because they are being deceptive. Let's look at one example:

*Now Annabeth wants a pet armadillo* If an animal makes a good pet, then it must be cute. So armadillos must make good pets.

There is no way to fill in Annabeth's reasoning here that can turn this into a valid syllogism. To see this, we need to first put it in standard form, which means converting the conditional "if...then" statement into a mood-A statement.

P: All animals that make good pets are animals that are cute.  
 C: All armadillos are animals that make good pets.

It seems like the missing premise here should be "All armadillos are cute," but adding that premise doesn't give us a valid argument.

P<sub>1</sub>: All animals that make good pets are animals that are cute.  
 P<sub>2</sub>: All armadillos are animals that are cute.  
 C: All armadillos are animals that make good pets.

The argument is AAA-2, which has an undistributed middle. In fact, there is no way to get from P<sub>1</sub> to the conclusion with an Aristotelian categorical statement. The major term has the premise in the subject position, which means that the argument can only be figure 2 or 4. But a quick look at Table 5.11 lets us know that the only valid argument with a mood-A major premise and a mood-A conclusion is Barbara, which is figure 1. Nice try, kid.

In other cases, the rules given in Section 5.4 can be used to determine whether an enthymeme with a missing conclusion can be valid. In the argument showing that some mammals have scales (p. 153), we used Rule 4 to show that the missing premise had to be affirmative. In an enthymeme with a missing conclusion, you might note that there are two negative premises, so that there actually is no valid conclusion to draw. In other situations you might be able to determine that the missing conclusion must be negative. The rules for valid syllogisms are your friends when working with enthymemes, because they allow you to consider broad categories of syllogisms, rather than having to work on a trial and error basis with the Venn diagram method.

## Practice Exercises

**Part A** Write each enthymeme below in standard form and supply the premise or conclusion that makes the argument valid, marking it with an asterisk. If no statement can make the argument valid, write “invalid.”

**Example:** Edinburgh is in Scotland, and no part of Scotland is sunny.

**Answer:** P<sub>1</sub>: All places in Edinburgh are places in Scotland.

P<sub>2</sub>: No places in Scotland are places that are sunny.

---

C: No places in Edinburgh are sunny.\*

- (1) Dogs are mammals, which means that they aren't reptiles.
- (2) Some pastas must be whole wheat, because some linguine is whole wheat.
- (3) If you have ten dollars, you can see the movie. So therefore none of the kids will see the movie.
- (4) Nothing divine is evil, so no gods are evil.
- (5) No logicians are ignorant of Aristotle, and some people who are ignorant of Aristotle are foolish.
- (6) No holidays are work days, and some work days are not Mondays.
- (7) Some trees are not evergreens. Therefore some evergreens are not spruces.
- (8) No jellyfish are vertebrates, but some animals that make good pets are vertebrates.
- (9) Some chairs are not houses, and all tables are houses.
- (10) No doodlebugs are octofish. Therefore no thing-havers are octofish.

**Part B** Write each enthymeme below in standard form and supply the premise or conclusion that makes the argument valid, marking it with an asterisk. If no statement can make the argument valid, write “invalid.”

- (1) No board games are online games, because all online games are video games.

- (2) No coins are paper money. Therefore no coins are two dollar bills.
- (3) Some vegetables are peppers. Therefore some foods are peppers.
- (4) Everyone who fights for justice is a saint. Therefore no politicians are saints.
- (5) Some children are not getting treats because no one who was naughty gets treats.
- (6) On days when there is more than a foot of snow, school is canceled. Therefore some Mondays this winter school will be canceled.
- (7) All churches are religious institutions. Therefore, some churches are not Christian.
- (8) All rocks are food, and some vegetables are rocks.
- (9) Some houses are not offices, and some residences are not offices.
- (10) No snirt are hirt. Therefore some blorp are not snirt.

## 5.8 Sorites Categorical Arguments

The Aristotelian tradition mostly focused on syllogisms with two premises; however, there are fun things we can do with longer arguments. These were explored, among other places, in a 19th century textbook called *Symbolic Logic* (Dodgson, 1896), by the mathematician and logician Charles Lutwidge Dodgson. (Dodgson is actually better known by his pen name, Lewis Carroll, under which he wrote the children’s classics *Alice’s Adventures in Wonderland* and *Through the Looking Glass*.)

Categorical arguments with more than two premises are called SORITES CATEGORICAL ARGUMENTS, or just “Sorites” (pronounced “sore-EYE-tease”) for short. The name comes from the Greek word “Soros” meaning “heap.” This kind of sorites should not be confused with the sorites paradoxes we talk about in the chapter on real world evaluation in the complete version of this text, which were arguments that exploited vague premises.

Here is a simple example of a categorical sorites.

P<sub>1</sub>: All carrots are vegetables.

P<sub>2</sub>: No vegetables are houses.

P<sub>3</sub>: All houses are buildings.

---

C: No carrots are buildings.

We have more premises and terms than we do in the classic Aristotelian syllogism, but they are arranged in a way that is a natural extension of the Aristotelian syllogism. Every term appears twice, except for the major and minor terms of the conclusion. Each premise shares one term with each of the other premises. Really, this is just like a regular Aristotelian syllogism with more middle terms.

Because the form of the argument above is an extension of the standard form of an Aristotelian syllogism, you can actually break it apart into two valid Aristotelian syllogisms if you supply the missing statements.

<p>P<sub>1</sub>: All carrots are vegetables.          P<sub>2</sub>: <u>No vegetables are houses.</u>          C: No carrots are houses.*</p>		<p>P<sub>1</sub>: No carrots are houses.*          P<sub>2</sub>: <u>All houses are buildings.</u>          C: No carrots are buildings.</p>
--	--	--

The argument on the left takes the first two premises from the sorites argument and derives a conclusion from them that was not stated in the original argument. We then slide this conclusion over and use it as the major premise for the next argument, where it gets combined with the final premise and the conclusion of the sorites argument. The result is two valid arguments, Calemes and Celarent, which have been chained together. The conclusion of the Calemes argument is an intermediate conclusion, and the conclusion of the Celarent is the final conclusion. You can think of the sorites argument as a sort of abbreviation for this chain of valid arguments.

The task for this section is to evaluate the validity of sorites arguments. To do this, we will need to put them in standard form, just as we did for ordinary Aristotelian arguments. We will define STANDARD FORM FOR A SORITES CATEGORICAL ARGUMENT as a sorites argument that has been put into logically structured English with the following criteria: (1) each statement in the argument is in standard form for a categorical statement in logically structured English, (2) each instance of a term is in the same format and is used in the same sense, (3) the major premise is first in the list of premises and the minor premise is last, and (4) the middle premises are arranged so that premises that share a term are adjacent to one another.

Some passages will take more work to get into standard form for sorites than others. We will just look at situations where you need to rearrange the order of the premises and fix the terms so that they match. We will also have an example using variables for terms. We will use the letters  $A$ ,  $B$ ,  $C$ , ... for the terms in sorites categorical arguments, rather than  $S$ ,  $M$ , and  $P$ .

P<sub>1</sub>: All  $D$  are  $E$ .  
 P<sub>2</sub>: Some  $C$  are  $D$ .  
 P<sub>3</sub>: All  $C$  are  $B$ .  
 P<sub>4</sub>: All  $A$  are non- $B$ .  
 C: Some  $E$  are not  $A$ .

In this argument, P<sub>3</sub> and P<sub>4</sub> don't match up, because one talks about  $B$  and the other non- $B$ . We can just use obversion on P<sub>4</sub>:

P<sub>1</sub>: All  $D$  are  $E$ .  
 P<sub>2</sub>: Some  $C$  are  $D$ .  
 P<sub>3</sub>: All  $C$  are  $B$ .  
 P<sub>4</sub>: No  $A$  are  $B$ .

---

C: Some  $E$  are not  $A$ .

Now we need to put the premises in the proper order. The predicate for the conclusion is  $A$ , so the statement “No  $A$  are  $B$ ” needs to be the first premise. The statement containing  $E$  needs to be the last premise, and the middle two premises need to be swapped so each premise will share a term with the statements on either side of it.

P<sub>1</sub>: No  $A$  are  $B$ .

P<sub>2</sub>: All  $C$  are  $B$ .

P<sub>3</sub>: Some  $C$  are  $D$ .

P<sub>4</sub>: All  $D$  are  $E$ .

---

C: Some  $E$  are not  $A$ .

In this example, the letters wind up in ordinary alphabetical order. Not every example will work this way.

One we have the arguments in standard form, our job is to evaluate them. We will look at three methods for doing this. The first will require you to break down the sorites into its component syllogisms and evaluate them separately. The second two will let you evaluate the argument all at once.

### Checking Each Inference with Venn Diagrams

The most thorough way to check a categorical sorites argument is to break it down into its component Aristotelian syllogisms and check each of those separately. Look at the argument on the previous page. We need to identify the implicit intermediate conclusions and write out each syllogism separately. The first two premises of this argument are “No  $A$  are  $B$ ,” and “All  $C$  are  $B$ .” That’s a mood-E statement and a mood-A statement, with both middle terms on the right. A glance at Table 5.11 lets us know that we can conclude a mood-E statement from this, “No  $C$  are  $A$ .” So the first component argument is Cesare (EAE-II).

P<sub>1</sub>: No  $A$  are  $B$ .

P<sub>2</sub>: All  $C$  are  $B$ .

---

C: No  $C$  are  $A$ .\*

The conclusion of this argument, “No  $C$  are  $A$ ,” is an implicit intermediate step, which means it is the major premise for the next component syllogism. The minor premise is P<sub>3</sub>, “Some  $C$  are  $D$ .” This gives us a mood-E and a mood-O statement. The new middle term is  $C$ . Again we can consult Table 5.11 to see that this sets up Ferison (EIO-3):

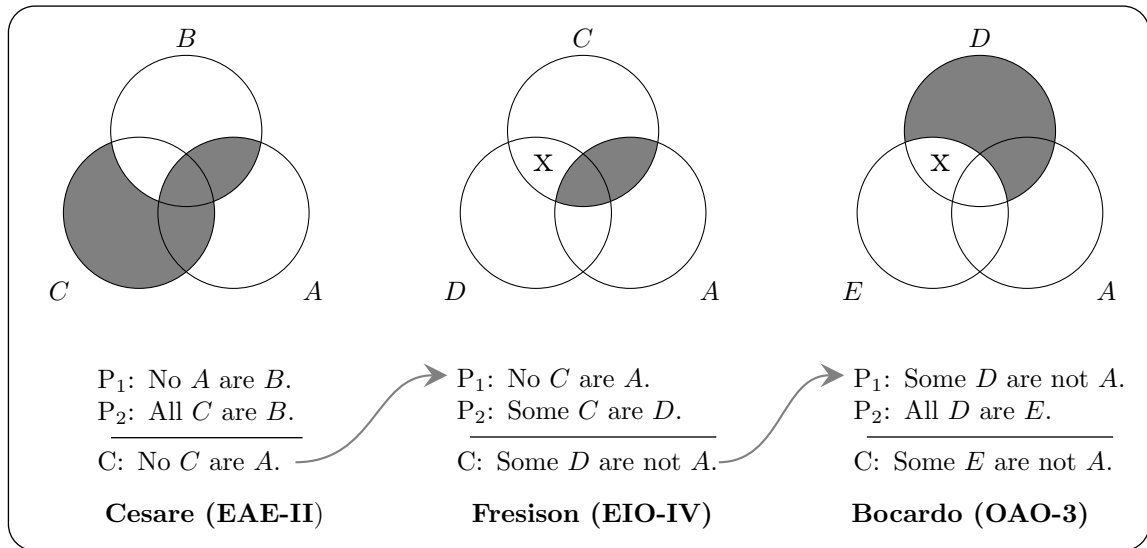


Figure 5.4: Example of a valid sorites broken down into its component arguments

$P_1$ : No  $C$  are  $A$ .\*  
 $P_2$ : Some  $C$  are  $D$ .  


---

 $C$ : Some  $D$  are not  $A$ .\*

The conclusion here becomes the major premise of the next component argument. The minor premise is  $P_4$  of the original sorites. This means that the last step is Bocardo (OAO-3).

$P_1$ : Some  $D$  are not  $A$ .\*  
 $P_2$ : All  $D$  are  $E$ .  


---

 $C$ : Some  $E$  are not  $A$ .

To wrap things up, we can use three Venn diagrams to confirm that each step is valid. This step is needed to be sure that the terms appear in the correct position in each diagram. The three Venn diagrams are shown together with the corresponding arguments in Figure 5.4. Notice that the major term is always represented by the lower right circle: it is the predicate of the conclusion of each component argument. The subject of the conclusion for each component argument then becomes the middle term for the next argument.

This example turned out to be valid, but not every sorites you will be asked to evaluate will work that way. Consider this example, given in standard form.

$P_1$ : All  $B$  are  $A$ .



P<sub>2</sub>: All *C* are *B*.  
 P<sub>3</sub>: Some *C* are not *D*.  
 C: No *D* are *A*.

If you look at the first two premises, you can easily see that they entail “All *C* are *A*.” The first component argument is a simple Barbara. But if you plug that conclusion into the next component argument, the result is invalid.

<p>P<sub>1</sub>: All <i>B</i> are <i>A</i>.          P<sub>2</sub>: <u>All <i>C</i> are <i>B</i>.</u>          C: All <i>C</i> are <i>A</i>.*</p> <p><b>Barbara (AAA-I)</b></p>		<p>P<sub>1</sub>: All <i>C</i> are <i>A</i>.*          P<sub>2</sub>: <u>Some <i>C</i> are not <i>D</i>.</u>          C: No <i>D</i> are <i>A</i>.</p> <p><b>AOE-III (Invalid)</b></p>
--	--	--

You will also encounter situations where two early premises in a sorites don't lead to any valid conclusion, so there is simply no way to fill in the missing steps. Consider this:

P<sub>1</sub>: No *D* are *B*.  
 P<sub>2</sub>: No *D* are *C*.  
 P<sub>3</sub>: All *A* are *C*.  
 C: All *A* are *B*.

Here the first two premises are negative, so we know by Rule 3 that there is no conclusion we can validly draw here. Thus there is nothing to plug in as the major premise for the second component argument.

<p>P<sub>1</sub>: No <i>D</i> are <i>B</i>.          P<sub>2</sub>: <u>No <i>D</i> are <i>C</i>.</u>          C: ???</p> <p><b>Incomplete</b></p>		<p>P<sub>1</sub>: ???          P<sub>2</sub>: <u>All <i>A</i> are <i>C</i>.</u>          C: All <i>A</i> are <i>B</i>.</p> <p><b>Incomplete</b></p>
---	--	---

Actually, once you note that the first two premises violate Rule 3 for Aristotelian syllogisms, there really isn't a need to break down the argument further. This brings us to the second method for evaluating sorites categorical arguments.

## Checking the Whole Sorites Using Rules

Rather than filling in all the missing intermediate conclusions, we can see directly whether a sorites is valid by applying the rules we went over in Section 5.4. To spare you from flipping back and forth too much in the text, let's repeat the five basic rules here, modified so that they work with the longer arguments we are discussing.

- Rule 1:** Each middle term in a valid categorical sorites argument must be distributed at least once.
- Rule 2:** If a term is distributed in the conclusion of a valid categorical sorites argument, then it must also be distributed in one of the premises.
- Rule 3:** A valid Aristotelian syllogism cannot have two or more negative premises.
- Rule 4:** A valid Aristotelian syllogism can have a negative conclusion if and only if it has exactly one negative premise.
- Rule 5:** A valid Aristotelian syllogism with only universal premises cannot have a particular conclusion.

Here “conclusion” means the final conclusion of the whole sorites, not any of the implicit intermediate conclusions. The middle terms are the ones that appear in two premises. Also, as was the case with Aristotelian syllogisms, if Rule 5 is broken, the argument can be fixed by adding an appropriate existential premise. We will look at how to do that shortly.

To evaluate an sorites argument using the rules, it helps not only to have the argument in standard form, but also to mark each term as distributed or undistributed. Remember that a term is distributed in a statement if the statement is making a claim about that whole class. (See our original discussion on page 62.) Table 5.20 is a reminder of which kinds of sentence distribute which terms. Basically, universal statements distribute the subject, and negative statements distribute the predicate. In the example below, distributed terms are marked with a superscript D.

P<sub>1</sub>: No  $B^D$  are  $A^D$ .  
 P<sub>2</sub>: All  $C^D$  are  $B$ .  
 P<sub>3</sub>: Some  $C$  are  $D$ .  
 P<sub>4</sub>: All  $E^D$  are  $D$ .  
 —————  
 C: All  $E^D$  are  $A$ .

To check the above argument using the rules we just run through the rules in order, and see if they are all followed. Rule 1 says that every middle term must be distributed in at least one premise. The middle terms here are B, C, and D. We can quickly check to see that B is distributed in premise 1, C is distributed in premise 2, but D is never distributed. You can check this by trying to break the argument down into component syllogisms, as we did in the first section.

Sometimes the argument you are given will satisfy the two distribution rules but fail to satisfy other rules. Consider this example.

<u>Mood</u>	<u>Form</u>	<u>Terms Distributed</u>
A	All $S$ are $P$	S
E	No $S$ are $P$	S and P
I	Some $S$ are $P$	None
O	Some $S$ are not $P$	P

Table 5.20: Moods and distribution

$P_1$ : No  $C^D$  are  $B^D$ .

$P_2$ : Some  $A$  are  $B$ .

$P_3$ : No  $A^D$  are  $D^D$ .

---

C: Some  $C$  are  $D$ .

Here the two middle terms are  $A$  and  $B$ , which are distributed in the third and first premises, respectively, so the first rule is satisfied. No terms are distributed in the conclusion, so neither need to be distributed in the premises, and the second rule is satisfied. This argument fails Rule 3, however, because it contains two negative premises. Again, you can confirm the results of this method using the results of the previous method.

The final case we need to look at is an argument that fails Rule 5, and thus needs an existential premise added.

$P_1$ : No  $A^D$  are  $D^D$ .

$P_2$ : All  $C^D$  are  $A$ .

$P_3$ : All  $C^D$  are  $B$ .

---

C: Some  $B$  are not  $D^D$ .

Rules 1–4 are satisfied: the middle terms are  $A$  and  $C$ , which are both distributed;  $D$  is distributed in the conclusion and in  $P_1$ ; there is exactly one negative premise and the conclusion is also negative. However, Rule 5 is not satisfied, because all the premises are universal, but the conclusion is particular. This means that for the argument to be valid, we will need to add an existential premise.

But what existential premise should we add? Remember that the term that must exist in order for a conditionally valid argument to be actually valid is called the critical term (see page 124). When looking at conditionally valid arguments in Section 5.3, we basically just found the critical term by trial and error. For instance, when we used Venn diagrams to show that Felapton was conditionally valid (p. 125), we saw that adding either the premise “Some  $S$  exist” or the premise “Some  $P$  exist” would not help, but adding “Some  $M$  exist” would help. On the other hand, when considering the argument EII-3 (p. 126), we saw that there were no existential premises that we could add that would help. However, as the number of terms we have to deal with increases, the trial and error method becomes less appealing. On top of that, our previous trial

and error method was guided by the Venn diagrams for the syllogisms, and we haven't even looked yet at how to do Venn diagrams for sorites arguments.

The trick to finding the critical term in sorites arguments is called the superfluous distribution rule. The SUPERFLUOUS DISTRIBUTION RULE says that in a conditionally valid argument, the critical term will be the one that is distributed more times in the premises than is necessary to satisfy Rules 1 and 2. In the argument above, the middle term  $C$  is distributed in two premises, but it only needs to be distributed once to satisfy Rule 1. So we can make the argument above valid by adding the premise "Some  $C$  exist":

P<sub>1</sub>: No  $A^D$  are  $D^D$ .

P<sub>2</sub>: All  $C^D$  are  $A$ .

P<sub>3</sub>: All  $C^D$  are  $B$ .

P<sub>4</sub>: Some  $C$  exist.

---

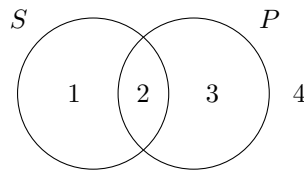
C: Some  $B$  are not  $D^D$ .

You can confirm that this is a valid argument now using the method of filling in the missing intermediate conclusions described in the previous subsection. You will find that this argument actually consists of a Celarent (EAE-1) and a Felapton (EAO-3). The latter is conditionally valid and has the critical term as its middle term.

## A Venn Diagram with More Than Three Terms

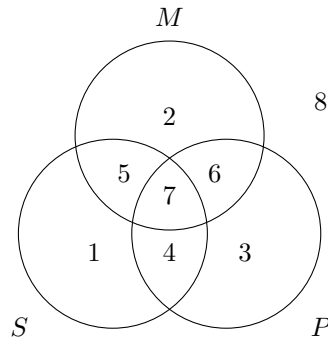
The last method we will consider is the most advanced but also the most fun. Your instructor may decide to skip this section, given that the prior two techniques are sufficient to evaluate sorites arguments. The Venn diagrams we have been making for this section have had three circles to represent three terms. The arguments we are dealing with have four or more terms, so if we want to represent them all at once, we will need a diagram with more shapes. To see how to set this up we need to remember the principles behind the original design of the diagram.

Recall that John Venn's original insight was that we should always begin by arranging the shapes so that every possible combination of the terms was represented (see pages 64 and 110). If we have two terms, we can use circles arranged like this,

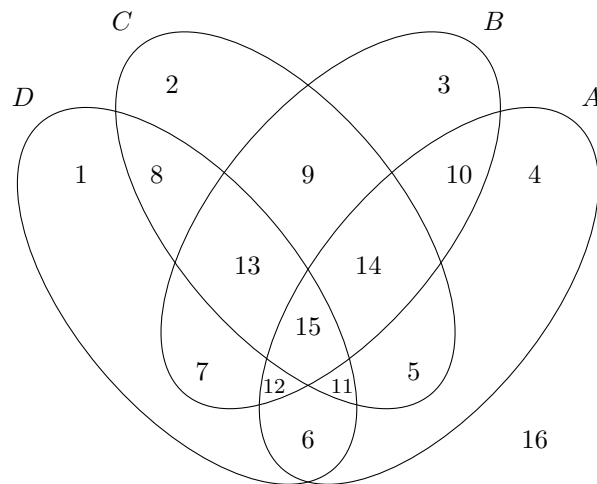


where area 1 represents things that are  $S$  but not  $P$ , area 2 represents things that are both  $S$  and  $P$ , area 3 represents things that are only  $P$ , and area 4 represents things that are neither  $S$  nor  $P$ .

Three terms give us eight possibilities to represent, so we draw the diagram like this:



A four-term sorites will have 16 possible combinations of terms. To represent all of these, we will need to stretch out our circles into ellipses.



The diagram is complex, and it takes some practice to learn to work with it. However, the basic methods for using it are the same as with the three-term diagram. Consider this argument, taken from Lewis Carroll's logic textbook (Dodgson, 1896).

P<sub>1</sub>: Nobody who is despised can manage a crocodile.

P<sub>2</sub>: Illogical persons are despised.

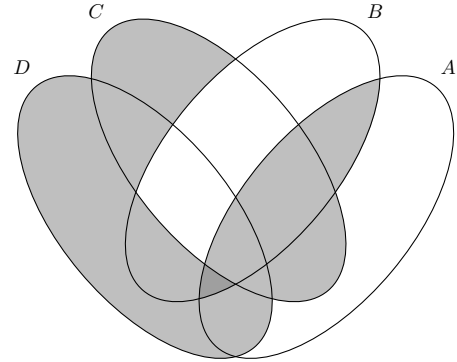
P<sub>3</sub>: Babies are illogical.

---

C: No babies can manage a crocodile.

If we set the major term “Persons who can manage a crocodile” as  $A$ , the minor term “babies” as  $D$ , and the two middle terms as  $B$  and  $C$ , we get this for the Venn diagram.

$A$ : Persons who can manage a crocodile  
 $B$ : Persons who are despised  
 $C$ : Illogical persons  
 $D$ : Babies



## Practice Exercises

**Part A** Rewrite the following arguments in standard form, reducing the number of terms if necessary. Then supply the missing intermediate conclusions and evaluate the arguments with Venn diagrams.

**Example:**  $P_1$ : No  $D$  are non- $B$ .  
 $P_2$ : All  $B$  are  $A$ .  
 $P_3$ : No  $A$  are  $C$ .  

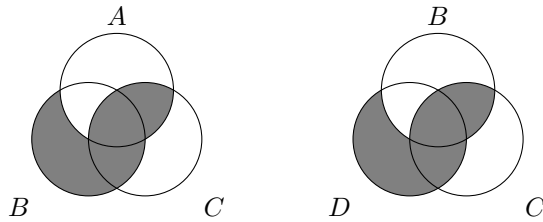

---

 $C$ : Some  $D$  are not  $C$ .

**Answer:** Standard form:  
 $P_1$ : No  $A$  are  $C$ .  
 $P_2$ : All  $B$  are  $A$ .  
 $P_3$ : All  $D$  are  $B$ .  


---

 $C$ : Some  $D$  are not  $C$ .



<p>P<sub>1</sub>: No A are C.                  P<sub>2</sub>: All B are A.  <hr style="width: 80%; margin-left: 0;"/>                 C: No B are C.  <b>Celarent (EAE-I)</b></p>		<p>P<sub>1</sub>: No B are C.                  P<sub>2</sub>: All D are B.  <hr style="width: 80%; margin-left: 0;"/>                 C: Some D are not C.  <b>Celaront (EAO-1)</b></p>
---	--	---

Conditionally valid. It also needs the premise "Some D exist."

- |  |  |
|--|--|
| <p>(1) P<sub>1</sub>: All B are A.<br/>                 P<sub>2</sub>: Some C are D.<br/>                 P<sub>3</sub>: No D are A.<br/> <hr style="width: 80%; margin-left: 0;"/>                 C: Some C are not B.</p>   | <p>(2) P<sub>1</sub>: Some B are C.<br/>                 P<sub>2</sub>: All D are A.<br/>                 P<sub>3</sub>: Some C are D.<br/> <hr style="width: 80%; margin-left: 0;"/>                 C: All A are B.</p>  |
| <p>(3) P<sub>1</sub>: All B are C.<br/>                 P<sub>2</sub>: Some B are A.<br/>                 P<sub>3</sub>: All D are non-A.<br/> <hr style="width: 80%; margin-left: 0;"/>                 C: Some C are not D.</p>  | <p>(4) P<sub>1</sub>: No A are B.<br/>                 P<sub>2</sub>: No C are B.<br/>                 P<sub>3</sub>: All D are A.<br/>                 P<sub>4</sub>: All E are C.<br/> <hr style="width: 80%; margin-left: 0;"/>                 C: No D are E.</p>              |
| <p>(5) P<sub>1</sub>: All A are E.<br/>                 P<sub>2</sub>: All E are D.<br/>                 P<sub>3</sub>: All A are B.<br/>                 P<sub>4</sub>: All D are C.<br/> <hr style="width: 80%; margin-left: 0;"/>                 C: All B are C.</p>         | <p>(6) P<sub>1</sub>: All A are E.<br/>                 P<sub>2</sub>: All E are D.<br/>                 P<sub>3</sub>: Some B are C.<br/>                 P<sub>4</sub>: All B are A.<br/> <hr style="width: 80%; margin-left: 0;"/>                 C: Some C are D.</p>         |
| <p>(7) P<sub>1</sub>: All A are B.<br/>                 P<sub>2</sub>: No C are E.<br/>                 P<sub>3</sub>: No D are non-A.<br/>                 P<sub>4</sub>: Some E are D.<br/> <hr style="width: 80%; margin-left: 0;"/>                 C: Some B are not C.</p> | <p>(8) P<sub>1</sub>: All D are A.<br/>                 P<sub>2</sub>: All A are C.<br/>                 P<sub>3</sub>: All E are B.<br/>                 P<sub>4</sub>: Some D are not B.<br/> <hr style="width: 80%; margin-left: 0;"/>                 C: Some C are not E.</p> |

- (9) P<sub>1</sub>: All *E* are *D*.  
 P<sub>2</sub>: No *E* are *F*.  
 P<sub>3</sub>: All *B* are *A*.  
 P<sub>4</sub>: All *C* are *B*.  
 P<sub>5</sub>: All *D* are *C*.  
 C: Some *A* are not *F*.
- (10) P<sub>1</sub>: All *B* are *A*.  
 P<sub>2</sub>: Some *C* are *E*.  
 P<sub>3</sub>: No *A* are *D*.  
 P<sub>4</sub>: All *C* are *B*.  
 P<sub>5</sub>: All *E* are *F*.  
 C: Some *D* are *F*.

**Part B** Rewrite the following arguments in standard form, reducing the number of terms if necessary. Then supply the missing intermediate conclusions and evaluate the arguments with Venn diagrams.

- (1) P<sub>1</sub>: No *D* are *C*.  
 P<sub>2</sub>: No *A* are *B*.  
 P<sub>3</sub>: Some *D* are *A*.  
 C: Some *C* are not *B*.
- (2) P<sub>1</sub>: All *C* are *B*.  
 P<sub>2</sub>: No *B* are *D*.  
 P<sub>3</sub>: All *A* are *D*.  
 C: Some *A* are not *C*.
- (3) P<sub>1</sub>: Some *M* are not *P*.  
 P<sub>2</sub>: No *M* are non-*M*2.  
 P<sub>3</sub>: No *M*2 are non-*S*.  
 C: Some *S* are not *P*.
- (4) P<sub>1</sub>: All *A* are *B*.  
 P<sub>2</sub>: All *E* are *A*.  
 P<sub>3</sub>: All *D* are *C*.  
 P<sub>4</sub>: All *D* are *B*.  
 C: Some *E* are *C*.
- (5) P<sub>1</sub>: Some *E* are *C*.  
 P<sub>2</sub>: Some *A* are *C*.  
 P<sub>3</sub>: All *B* are *D*.  
 P<sub>4</sub>: All *E* are *B*.  
 C: Some *A* are *D*.
- (6) P<sub>1</sub>: No *B* are *C*.  
 P<sub>2</sub>: Some *B* are not *A*.  
 P<sub>3</sub>: All *C* are *D*.  
 P<sub>4</sub>: All *E* are *A*.  
 C: Some *D* are not *E*.
- (7) P<sub>1</sub>: All *D* are *A*.  
 P<sub>2</sub>: All *C* are *D*.  
 P<sub>3</sub>: No *E* are *B*.  
 P<sub>4</sub>: No *B* are *A*.  
 C: No *C* are *E*.
- (8) P<sub>1</sub>: No *A* are non-*D*.  
 P<sub>2</sub>: No *D* are *C*.  
 P<sub>3</sub>: All *B* are *C*.  
 P<sub>4</sub>: All non-*B* are non-*E*.  
 C: No *E* are *A*.
- (9) P<sub>1</sub>: No *E* are *F*.  
 P<sub>2</sub>: All *D* are *B*.  
 P<sub>3</sub>: All *C* are *E*.  
 P<sub>4</sub>: Some *D* are not *F*.  
 P<sub>5</sub>: All *B* are *A*.  
 C: Some *C* are not *A*.
- (10) P<sub>1</sub>: No *B* are *D*.  
 P<sub>2</sub>: All *E* are *A*.  
 P<sub>3</sub>: All *F* are *C*.  
 P<sub>4</sub>: All *C* are *E*.  
 P<sub>5</sub>: All *D* are *F*.  
 C: No *B* are *A*.

**Part C** Do the exercises in Part A, but skip writing out the missing intermediate conclusions, and evaluate them using the rules method instead of the Venn diagram method.



**Example:** P<sub>1</sub>: No  $D$  are non- $B$ .  
 P<sub>2</sub>: All  $B$  are  $A$ .  
 P<sub>3</sub>: No  $A$  are  $C$ .

---

C: Some  $D$  are not  $C$ .

**Answer:** P<sub>1</sub>: No  $A^D$  are  $C^D$ .  
 P<sub>2</sub>: All  $B^D$  are  $A$ .  
 P<sub>3</sub>: All  $D^D$  are  $B$ .

---

C: Some  $D$  are not  $C^D$ .

**Rule 1:** Pass. Middle terms  $A$  and  $B$  are distributed in P<sub>1</sub> and P<sub>2</sub>.

**Rule 2:** Pass. The conclusion distributes  $C$ , which is also distributed in P<sub>1</sub>.

**Rule 3:** Pass. There is one negative premise, P<sub>1</sub>.

**Rule 4:** Pass. The conclusion is negative, and there is exactly one negative premise.

**Rule 5:** Fail. The premises are all universal and the conclusion is particular.

Conditionally valid. It needs the premise “Some  $D$  exist.”

**Part D** Do the exercises in Part B, but skip writing out the missing intermediate conclusions, and evaluate them using the rules method instead of the Venn diagram method.

**Part E** Rewrite the following arguments in standard form, reducing terms if necessary, and then prove that they are valid using a single, four-term Venn diagram.

**Example:** P<sub>1</sub>: No  $D$  are non- $B$ .  
 P<sub>2</sub>: All  $B$  are  $A$ .  
 P<sub>3</sub>: No  $A$  are  $C$ .

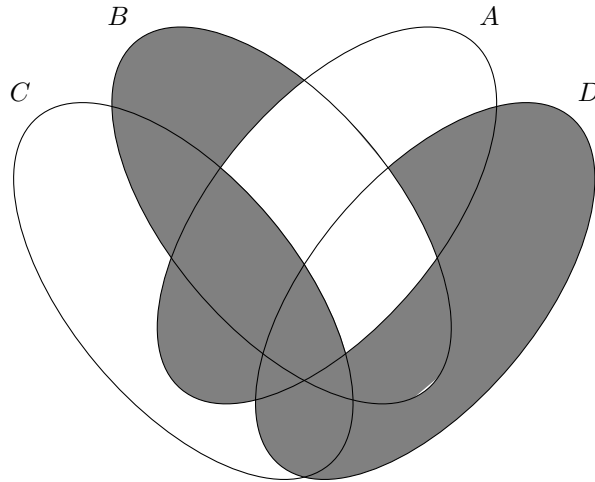
---

C: Some  $D$  are not  $C$ .

**Answer:** P<sub>1</sub>: No  $A$  are  $C$ .  
 P<sub>2</sub>: All  $B$  are  $A$ .  
 P<sub>3</sub>: All  $D$  are  $B$ .

---

C: Some  $D$  are not  $C$ .



Conditionally valid. If you had a premise that told you to write an  $x$  in the  $D$  ellipse, it would clearly fall outside of  $C$ .

- |  |   |
|--|---|
| <p>(1) <math>P_1</math>: No <math>D</math> are <math>B</math>.<br/> <math>P_2</math>: All <math>A</math> are <math>C</math>.<br/> <math>P_3</math>: All <math>C</math> are <math>B</math>.<br/> <hr/> <math>C</math>: No <math>D</math> are <math>A</math>.</p>                      | <p>(2) <math>P_1</math>: All <math>A</math> are <math>B</math>.<br/> <math>P_2</math>: No <math>D</math> are <math>C</math>.<br/> <math>P_3</math>: All <math>C</math> are <math>A</math>.<br/> <hr/> <math>C</math>: No <math>D</math> are <math>B</math>.</p> |
| <p>(3) <math>P_1</math>: All <math>B</math> are <math>D</math>.<br/> <math>P_2</math>: All <math>B</math> are <math>C</math>.<br/> <math>P_3</math>: No <math>A</math> are <math>D</math>.<br/> <hr/> <math>C</math>: Some <math>C</math> are not <math>A</math>.</p>                | <p>(4) <math>P_1</math>: No <math>A</math> are <math>C</math>.<br/> <math>P_2</math>: All <math>B</math> are <math>D</math>.<br/> <math>P_3</math>: All <math>C</math> are <math>B</math>.<br/> <hr/> <math>C</math>: No <math>A</math> are <math>D</math>.</p> |
| <p>(5) <math>P_1</math>: All <math>D</math> are <math>A</math>.<br/> <math>P_2</math>: Some <math>C</math> are <math>B</math>.<br/> <math>P_3</math>: Some <math>B</math> are not <math>D</math>.<br/> <hr/> <math>C</math>: Some non-<math>C</math> are not non-<math>A</math>.</p> |   |

**Part F** Rewrite the following arguments in standard form, reducing terms if necessary, and then prove that they are valid using a single, four-term Venn diagram.

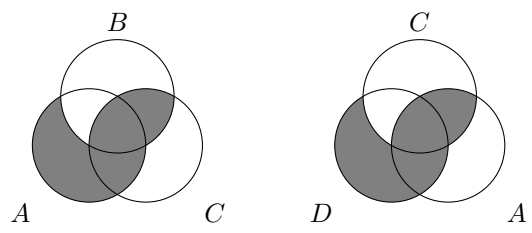
- |  |  |
|--|--|
| <p>(1) <math>P_1</math>: No <math>A</math> are <math>C</math>.<br/> <math>P_2</math>: All <math>B</math> are <math>D</math>.<br/> <math>P_3</math>: Some <math>B</math> are <math>A</math>.<br/> <hr/> <math>C</math>: Some <math>S</math> are not <math>C</math>.</p> | <p>(2) <math>P_1</math>: No <math>P</math> are <math>M</math>.<br/> <math>P_2</math>: All <math>M</math> are <math>M2</math>.<br/> <math>P_3</math>: No <math>M2</math> are <math>S</math>.<br/> <hr/> <math>C</math>: No <math>S</math> are <math>P</math>.</p> |
|--|--|

- |  |  |
|--|--|
| <p>(3) P<sub>1</sub>: All A are C.<br/>         P<sub>2</sub>: All B are C.<br/>         P<sub>3</sub>: All A are D.<br/> <hr style="width: 80%; margin-left: 0;"/>         C: Some D are B.</p>         | <p>(4) P<sub>1</sub>: Some non-D are not non-C.<br/>         P<sub>2</sub>: All D are B.<br/>         P<sub>3</sub>: No B are A.<br/> <hr style="width: 80%; margin-left: 0;"/>         C: Some A are not C.</p> |
| <p>(5) P<sub>1</sub>: No C are non-B.<br/>         P<sub>2</sub>: Some D are A.<br/>         P<sub>3</sub>: All D are C.<br/> <hr style="width: 80%; margin-left: 0;"/>         C: Some B are not A.</p> |  |

**Part G** Rewrite the following arguments in standard form using variables and a translation key. Then evaluate using any method you want. The example problem, along with exercises (2), (4), (7), and (10), come from Lewis Carroll’s logic textbook (Dodgson, 1896). Other exercises are just Lewis Carroll themed.

**Example:** My saucepans are the only things I have that are made of tin. I find all your presents very useful, but none of my saucepans are of the slightest use. Therefore, none of your presents are made of tin.

<b>Answer:</b>	<p>A: Things of mine made from tin          B: Saucepans          C: Useful things          D: Presents from you</p>	<p>P<sub>1</sub>: All A are B.          P<sub>2</sub>: No B are C.          P<sub>3</sub>: All D are C.  <hr style="width: 80%; margin-left: 0;"/>         C: No D are A.</p>
----------------	--	---



<p>P<sub>1</sub>: All A are B.          P<sub>2</sub>: No B are C.  <hr style="width: 80%; margin-left: 0;"/>         C: No A are C.*</p> <p><b>Celarent (EAE-I)</b></p>		<p>P<sub>1</sub>: No A are C.*          P<sub>2</sub>: All D are C.  <hr style="width: 80%; margin-left: 0;"/>         C: No D are A.</p> <p><b>Cesare (EAE-II)</b></p>
--	--	---

- (1) All metal things are solid, and some of those metal things are also chairs. All chairs are furniture. Therefore some solid things are furniture.
- (2) Every one who is sane can do Logic. No lunatics are fit to serve on a jury. None of *your* sons can do Logic. Therefore, none of your sons can serve on a jury.

- (3) All hat-wearers are heaven-sent. This is because all platypuses are heaven-sent, all secret agents are platypuses, and some secret agents wear hats.
- (4) No ducks waltz. No officers ever decline to waltz. All my poultry are ducks. Therefore, none of my poultry are officers.
- (5) Some things are uffish, but nothing that is uffish is vorpal. Therefore some uffish things are not swords, because everything that is vorpal goes snicker-snack, and everything that goes snicker-snack is a sword.
- (6) No animals are plants. Some animals are mammals. Some mammals are dogs. All dachshunds are dogs. Therefore, no dachshunds are plants.
- (7) Things sold in the street are of no great value. Nothing but rubbish can be had for a song. Eggs of the Great Auk are very valuable. It is only what is sold in the streets that is really rubbish. Therefore the eggs of the Great Auk cannot be had for a song.
- (8) All life forms are physical objects, and all bacteria are life forms. Also, all *E. coli* are bacteria, so all rod shaped things are physical objects, because all *E. coli* are rod-shaped.
- (9) Some playing cards shout “Off with his head!” All playing cards play croquet. Everyone who plays croquet uses hedgehogs for balls. Everyone who uses hedgehogs for balls uses flamingos for mallets. The queen of hearts uses flamingos for mallets. Therefore some cards identical to the queen of hearts shout “Off with his head!”
- (10) I despise anything that cannot be used as a bridge. Everything, that is worth writing an ode to, would be a welcome gift to me. A rainbow will not bear the weight of a wheelbarrow. Whatever can be used as a bridge will bear the weight of a wheelbarrow. I would not take, as a gift, a thing that I despise. Therefore a rainbow is not worth writing an ode to.

**Part H** Rewrite the following arguments in standard form using variables and a translation key, and supply intermediate conclusions. Then evaluate using any method you want. Exercises (3), (5), (7), (9), and (10) come from Lewis Carroll’s logic textbook (Dodgson, 1896). Other exercises are just Lewis Carroll themed.

- (1) All buildings are habitable places, and all houses are residences. Therefore all houses are buildings because all residences are habitable places.
- (2) Not all cephalopods are moralizing, but cuttlefish are. All pompous squid are cephalopods. Therefore some pompous squid are not cuttlefish.
- (3) Showy talkers think too much of themselves; No really well-informed people are bad company; and people who think too much of themselves are not good company. Therefore no showy talkers are really well informed.
- (4) All white animals are late, and some late animals are rabbits. Also, all animals taking a watch out of their waistcoat pocket are white. Therefore, some rabbits are taking a watch out of their waistcoat pocket.
- (5) No one takes in the *Times* unless he is well-educated. But no hedge-hogs can read, and those who cannot read are not well-educated. Therefore no hedge-hog takes in the *Times*.
- (6) The Red Queen is a chess piece. Among the things that have to run faster and faster just to

stay in the same place is the Red Queen. All lost children have to run faster and faster just to stay in the same place. Alice is a lost child. Therefore, Alice is one of the chess pieces.

- (7) None of the unnoticed things met with at sea are mermaids. Things entered in the log as met with at sea are sure to be worth remembering. I have never met with anything worth remembering, when on a voyage. Things met with at sea, that are noticed, are sure to be recorded in the log. Therefore, I have never come across a mermaid at sea.
- (8) A plum-pudding that is not really solid is mere porridge. Every plum-pudding served at my table has been boiled in a cloth. A plum-pudding that is mere porridge is indistinguishable from soup. No plum puddings are really solid except what are served at my table. Therefore no plum-pudding that has not been boiled in cloth can be distinguished from soup.
- (9) The only books in this library that I do *not* recommend for reading are unhealthy in tone. All the bound books are well-written. All the romances are healthy in tone, and I do not recommend you read any of the unbound books. Therefore all the romances in this library are well-written.
- (10) No interesting poems are unpopular among people of real taste. No modern poetry is free from affectation. All *your* poems are on the subject of soap bubbles. No affected poetry is popular among people of real taste. No ancient poem is on the subject of soap-bubbles. Therefore all of *your* poems are uninteresting.

### Part I

- (1) Suppose you wanted to represent five terms using a Venn diagram. How would you arrange the ellipses?
- (2) Can you figure out a principle for continually adding shapes to a Venn diagram that will always allow you to represent every combination of terms?

## Key Terms

**Aristotelian syllogism**

**Categorical syllogism**

**Conditional validity**

**Counterexample method**

**Critical term**

**Enthymeme**

**Fallacy of exclusive premises**

**Fallacy of illicit process**

**Fallacy of particular premises**

Fallacy of the undistributed middle

Major premise

Major term

Middle term

Minor premise

Minor term

Negative-affirmative fallacy

Sorites categorical arguments

Standard form for a sorites categorical argument

Standard form for an Aristotelian syllogism

Syllogism mood

Translation key

Unconditional validity

**Part III**

**Sentential Logic**

## Chapter 6

# Sentential Logic

This chapter introduces a logical language called SL. It is a version of *sentential logic*, because the basic units of the language will represent statements, and a statement is usually given by a complete sentence in English.

### 6.1 Sentence Letters

In SL, capital letters, called SENTENCE LETTER are used to represent simple statements. Considered only as a symbol of SL, the letter *A* could mean any statement. So when translating from English into SL, it is important to provide a symbolization key, or dictionary. The SYMBOLIZATION KEY provides an English language sentence for each sentence letter used in the symbolization.

Consider this argument:

1. There is an apple on the desk.
2. If there is an apple on the desk, then Jenny made it to class.

---

∴ Jenny made it to class.

This is obviously a valid argument in English. In symbolizing it, we want to preserve the structure of the argument that makes it valid. What happens if we replace each sentence with a letter? Our symbolization key would look like this:

- A:** There is an apple on the desk.  
**B:** If there is an apple on the desk, then Jenny made it to class.  
**C:** Jenny made it to class.



We would then symbolize the argument in this way:

1.  $A$
  2.  $B$
- 
- $\therefore C$

There is no necessary connection between some sentence  $A$ , which could be any statement, and some other sentences  $B$  and  $C$ , which could also be anything. The structure of the argument has been completely lost in this translation.

The important thing about the argument is that the second premise is not merely *any* statement, logically divorced from the other statement in the argument. The second premise contains the first premise and the conclusion *as parts*. Our symbolization key for the argument only needs to include meanings for  $A$  and  $C$ , and we can build the second premise from those pieces. So we symbolize the argument this way:

1.  $A$
  2. If  $A$ , then  $C$ .
- 
- $\therefore C$

This preserves the structure of the argument that makes it valid, but it still makes use of the English expression “If . . . then . . .” Although we ultimately want to replace all of the English expressions with logical notation, this is a good start.

The individual sentence letters in SL are called atomic sentences, because they are the basic building blocks out of which more complex sentences can be built. We can identify atomic sentences in English as well. An ATOMIC SENTENCE is one that cannot be broken into parts that are themselves sentences. “There is an apple on the desk” is an atomic sentence in English, because you can’t find any proper part of it that forms a complete sentence. For instance “an apple on the desk” is a noun phrase, not a complete sentence. Similarly “on the desk” is a prepositional phrase, and not a sentence, and “is an” is not any kind of phrase at all. This is what you will find no matter how you divide “There is an apple on the desk.” On the other hand you can find two proper parts of “If there is an apple on the desk, then Jenny made it to class” that are complete sentences: “There is an apple on the desk” and “Jenny made it to class.” As a general rule, we will want to use atomic sentences in SL (that is, the sentence letters) to represent atomic sentences in English. Otherwise, we will lose some of the logical structure of the English sentence, as we have just seen.

There are only 26 letters of the alphabet, but there is no logical limit to the number of atomic sentences. We can use the same letter to symbolize different atomic sentences by adding a subscript, a small number written after the letter. We could have a symbolization key that looks like this:

- A<sub>1</sub>**: The apple is under the armoire.  
**A<sub>2</sub>**: Arguments in SL always contain atomic sentences.  
**A<sub>3</sub>**: Adam Ant is taking an airplane from Anchorage to Albany.  
 $\vdots$   
**A<sub>294</sub>**: Alliteration angers otherwise affable astronauts.

Keep in mind that each of these is a different sentence letter. When there are subscripts in the symbolization key, it is important to keep track of them.

## 6.2 Sentential Connectives

Logical connectives are used to build complex sentences from atomic components. In SL, our logical connectives are called SENTENTIAL CONNECTIVE because they connect sentence letters. There are five sentential connectives in SL. This table summarizes them, and they are explained below.

Symbol	What it is called	What it means
$\sim$	negation	“It is not the case that...”
$\&$	conjunction	“Both ... and ...”
$\vee$	disjunction	“Either ... or ...”
$\rightarrow$	conditional	“If ... then ...”
$\leftrightarrow$	biconditional	“... if and only if ...”

### Negation

Consider how we might symbolize these sentences:

1. Mary is in Barcelona.
2. Mary is not in Barcelona.
3. Mary is somewhere other than Barcelona.

In order to symbolize sentence 1, we will need one sentence letter. We can provide a symbolization key:

**B**: Mary is in Barcelona.

Note that here we are giving  $B$  a different interpretation than we did in the previous section. The symbolization key only specifies what  $B$  means *in a specific context*. It is vital that we continue to use this meaning of  $B$  so long as we are talking about Mary and Barcelona. Later,

when we are symbolizing different sentences, we can write a new symbolization key and use  $B$  to mean something else.

Now, sentence 1 is simply  $B$ . Sentence 2 is obviously related to sentence 1: it is basically 1 with a “not” added. We could put the sentence partly our symbolic language by writing “Not  $B$ .” This means we do not want to introduce a different sentence letter for 2. We just need a new symbol for the “not” part. Let’s use the symbol ‘ $\sim$ ,’ which we will call NEGATION. Now we can translate ‘Not  $B$ ’ to  $\sim B$ .

Sentence 3 is about whether or not Mary is in Barcelona, but it does not contain the word “not.” Nevertheless, it is obviously logically equivalent to sentence 2. They both mean: It is not the case that Mary is in Barcelona. As such, we can translate both sentence 2 and sentence 3 as  $\sim B$ .

A sentence can be symbolized as  $\sim \mathcal{A}$  if it can be paraphrased in English as “It is not the case that  $\mathcal{A}$ .”

Consider these further examples:

4. The widget can be replaced if it breaks.
5. The widget is irreplaceable.
6. The widget is not irreplaceable.

If we let  $R$  mean “The widget is replaceable”, then sentence 4 can be translated as  $R$ .

What about sentence 5? Saying the widget is irreplaceable means that it is not the case that the widget is replaceable. So even though sentence 5 is not negative in English, we symbolize it using negation as  $\sim R$ .

Sentence 6 can be paraphrased as “It is not the case that the widget is irreplaceable.” Using negation twice, we translate this as  $\sim \sim R$ . The two negations in a row each work as negations, so the sentence means “It is not the case that it is not the case that  $R$ .” If you think about the sentence in English, it is logically equivalent to sentence 4. So when we define logical equivalence in SL, we will make sure that  $R$  and  $\sim \sim R$  are logically equivalent.

More examples:

7. Elliott is happy.
8. Elliott is unhappy.

If we let  $H$  mean “Elliott is happy”, then we can symbolize sentence 7 as  $H$ .

However, it would be a mistake to symbolize sentence 8 as  $\sim H$ . If Elliott is unhappy, then he is not happy—but sentence 8 does not mean the same thing as “It is not the case that Elliott is

happy.” It could be that he is not happy but that he is not unhappy either. Perhaps he is somewhere between the two. In order to symbolize sentence 8, we would need a new sentence letter.

For any sentence  $\mathcal{A}$ : If  $\mathcal{A}$  is true, then  $\sim\mathcal{A}$  is false. If  $\sim\mathcal{A}$  is true, then  $\mathcal{A}$  is false. Using T for true and F for false, we can summarize this in a *characteristic truth table* for negation:

$\mathcal{A}$	$\sim\mathcal{A}$
T	F
F	T

We will discuss truth tables at greater length in the next chapter.

## Conjunction

Consider these sentences:

9. Adam is athletic.
10. Barbara is athletic.
11. Adam is athletic, and Barbara is also athletic.

We will need separate sentence letters for 9 and 10, so we define this symbolization key:

- A:** Adam is athletic.  
**B:** Barbara is athletic.

Sentence 9 can be symbolized as  $A$ .

Sentence 10 can be symbolized as  $B$ .

Sentence 11 can be paraphrased as “ $A$  and  $B$ .” In order to fully symbolize this sentence, we need another symbol. We will use  $\&$ . We translate “ $A$  and  $B$ ” as  $A\&B$ . The logical connective  $\&$  is called the CONJUNCTION, and  $A$  and  $B$  are each called CONJUNCTS.

Notice that we make no attempt to symbolize “also” in sentence 11. Words like “both” and “also” function to draw our attention to the fact that two things are being conjoined. They are not doing any further logical work, so we do not need to represent them in SL.

Some more examples:

12. Barbara is athletic and energetic.
13. Barbara and Adam are both athletic.
14. Although Barbara is energetic, she is not athletic.

15. Barbara is athletic, but Adam is more athletic than she is.

Sentence 12 is obviously a conjunction. The sentence says two things about Barbara, so in English it is permissible to refer to Barbara only once. It might be tempting to try this when translating the argument: Since  $B$  means “Barbara is athletic”, one might paraphrase the sentences as “ $B$  and energetic.” This would be a mistake. Once we translate part of a sentence as  $B$ , any further structure is lost.  $B$  is an atomic sentence; it is nothing more than true or false. Conversely, “energetic” is not a sentence; on its own it is neither true nor false. We should instead paraphrase the sentence as “ $B$  and Barbara is energetic.” Now we need to add a sentence letter to the symbolization key. Let  $E$  mean “Barbara is energetic.” Now the sentence can be translated as  $B \& E$ .

A sentence can be symbolized as  $\mathcal{A} \& \mathcal{B}$  if it can be paraphrased in English as ‘Both  $\mathcal{A}$ , and  $\mathcal{B}$ .’ Each of the conjuncts must be a sentence.

Sentence 13 says one thing about two different subjects. It says of both Barbara and Adam that they are athletic, and in English we use the word “athletic” only once. In translating to SL, it is important to realize that the sentence can be paraphrased as, “Barbara is athletic, and Adam is athletic.” This translates as  $B \& A$ .

Sentence 14 is a bit more complicated. The word “although” sets up a contrast between the first part of the sentence and the second part. Nevertheless, the sentence says both that Barbara is energetic and that she is not athletic. In order to make each of the conjuncts an atomic sentence, we need to replace “she” with “Barbara.”

So we can paraphrase sentence 14 as, “Both Barbara is energetic, and Barbara is not athletic.” The second conjunct contains a negation, so we paraphrase further: “Both Barbara is energetic and it is not the case that Barbara is athletic.” This translates as  $E \& \sim B$ .

Sentence 15 contains a similar contrastive structure. It is irrelevant for the purpose of translating to SL, so we can paraphrase the sentence as “Both Barbara is athletic, and Adam is more athletic than Barbara.” (Notice that we once again replace the pronoun “she” with her name.) How should we translate the second conjunct? We already have the sentence letter  $A$  which is about Adam’s being athletic and  $B$  which is about Barbara’s being athletic, but neither is about one of them being more athletic than the other. We need a new sentence letter. Let  $R$  mean “Adam is more athletic than Barbara.” Now the sentence translates as  $B \& R$ .

Sentences that can be paraphrased “ $\mathcal{A}$ , but  $\mathcal{B}$ ” or “Although  $\mathcal{A}$ ,  $\mathcal{B}$ ” are best symbolized using conjunction  $\mathcal{A} \& \mathcal{B}$ .

It is important to keep in mind that the sentence letters  $A$ ,  $B$ , and  $R$  are atomic sentences. Considered as symbols of SL, they have no meaning beyond being true or false. We have used

them to symbolize different English language sentences that are all about people being athletic, but this similarity is completely lost when we translate to SL. No formal language can capture all the structure of the English language, but as long as this structure is not important to the argument there is nothing lost by leaving it out.

For any sentences  $\mathcal{A}$  and  $\mathcal{B}$ ,  $\mathcal{A} \& \mathcal{B}$  is true if and only if both  $\mathcal{A}$  and  $\mathcal{B}$  are true. We can summarize this in the characteristic truth table for conjunction:

$\mathcal{A}$	$\mathcal{B}$	$\mathcal{A} \& \mathcal{B}$
T	T	T
T	F	F
F	T	F
F	F	F

Conjunction is symmetrical because we can swap the conjuncts without changing the truth value of the sentence. Regardless of what  $\mathcal{A}$  and  $\mathcal{B}$  are,  $\mathcal{A} \& \mathcal{B}$  is logically equivalent to  $\mathcal{B} \& \mathcal{A}$ .

## Disjunction

Consider these sentences:

16. Either Denison will play golf with me, or he will watch movies.
17. Either Denison or Ellery will play golf with me.

For these sentences we can use this symbolization key:

- D:** Denison will play golf with me.
- E:** Ellery will play golf with me.
- M:** Denison will watch movies.

Sentence 16 is “Either  $D$  or  $M$ .” To fully symbolize this, we introduce a new symbol. The sentence becomes  $D \vee M$ . The  $\vee$  connective is called DISJUNCTION, and  $D$  and  $M$  are called DISJUNCTS.

Sentence 17 is only slightly more complicated. There are two subjects, but the English sentence only gives the verb once. In translating, we can paraphrase it as “Either Denison will play golf with me, or Ellery will play golf with me.” Now it obviously translates as  $D \vee E$ .

A sentence can be symbolized as  $\mathcal{A} \vee \mathcal{B}$  if it can be paraphrased in English as “Either  $\mathcal{A}$  or  $\mathcal{B}$ .” Each of the disjuncts must be a sentence.

Sometimes in English, the word “or” excludes the possibility that both disjuncts are true. This is called an EXCLUSIVE OR. An *exclusive or* is clearly intended when a restaurant menu says, “Entrees come with either soup or salad.” You may have soup; you may have salad; but, if you want *both* soup *and* salad, then you will have to pay extra.

At other times, the word “or” allows for the possibility that both disjuncts might be true. This is probably the case with sentence 17, above. I might play with Denison, with Ellery, or with both Denison and Ellery. Sentence 17 merely says that I will play with *at least* one of them. This is called an INCLUSIVE OR.

The symbol  $\vee$  represents an *inclusive or*. So  $D \vee E$  is true if  $D$  is true, if  $E$  is true, or if both  $D$  and  $E$  are true. It is false only if both  $D$  and  $E$  are false. We can summarize this with the characteristic truth table for disjunction:

$\mathcal{A}$	$\mathcal{B}$	$\mathcal{A} \vee \mathcal{B}$
T	T	T
T	F	T
F	T	T
F	F	F

Like conjunction, disjunction is symmetrical.  $\mathcal{A} \vee \mathcal{B}$  is logically equivalent to  $\mathcal{B} \vee \mathcal{A}$ .

These sentences are somewhat more complicated:

18. Either you will not have soup, or you will not have salad.
19. You will have neither soup nor salad.
20. You get either soup or salad, but not both.

We let  $S_1$  mean that you get soup and  $S_2$  mean that you get salad.

Sentence 18 can be paraphrased in this way: “Either *it is not the case that* you get soup, or *it is not the case that* you get salad.” Translating this requires both disjunction and negation. It becomes  $\sim S_1 \vee \sim S_2$ .

Sentence 19 also requires negation. It can be paraphrased as, “*It is not the case that* either you get soup or you get salad.” We need some way of indicating that the negation does not just negate the right or left disjunct, but rather negates the entire disjunction. In order to do this, we put parentheses around the disjunction: “It is not the case that  $(S_1 \vee S_2)$ .” This becomes simply  $\sim(S_1 \vee S_2)$ .

Notice that the parentheses are doing important work here. The sentence  $\sim S_1 \vee S_2$  would mean “Either you will not have soup, or you will have salad.”

Sentence 20 is an *exclusive or*. Although  $\vee$  is an inclusive or, we can symbolize an exclusive or in SL. We just need more than one connective to do it. We can break the sentence into two parts.

The first part says that you get one or the other. We translate this as  $(S_1 \vee S_2)$ . The second part says that you do not get both. We can paraphrase this as “It is not the case both that you get soup and that you get salad.” Using both negation and conjunction, we translate this as  $\sim(S_1 \& S_2)$ . Now we just need to put the two parts together. As we saw above, “but” can usually be translated as a conjunction. Sentence 20 can thus be translated as  $(S_1 \vee S_2) \& \sim(S_1 \& S_2)$ .

## Conditional

For the following sentences, let  $R$  mean “You will cut the red wire” and  $B$  mean “The bomb will explode.”

21. If you cut the red wire, then the bomb will explode.
22. The bomb will explode only if you cut the red wire.

Sentence 21 can be translated partially as “If  $R$ , then  $B$ .” We will use the symbol  $\rightarrow$  to represent logical entailment. Sentence 21 then becomes  $R \rightarrow B$ . The connective is called a **CONDITIONAL**. The sentence on the left-hand side of the conditional ( $R$  in this example) is called the **ANTECEDENT**. The sentence on the right-hand side ( $B$ ) is called the **CONSEQUENT**.

Sentence 22 is also a conditional. Since the word “if” appears in the second half of the sentence, it might be tempting to symbolize this in the same way as sentence 21. That would be a mistake.

The conditional  $R \rightarrow B$  says that *if*  $R$  were true, *then*  $B$  would also be true. It does not say that you cutting the red wire is the *only* way that the bomb could explode. Someone else might cut the wire, or the bomb might be on a timer. The sentence  $R \rightarrow B$  does not say anything about what to expect if  $R$  is false. Sentence 22 is different. It says that the only conditions under which the bomb will explode involve you having cut the red wire; i.e., if the bomb explodes, then you must have cut the wire. As such, sentence 22 should be symbolized as  $B \rightarrow R$ .

It is important to remember that the connective  $\rightarrow$  says only that, if the antecedent is true, then the consequent is true. It says nothing about the *causal* connection between the two events. Translating sentence 22 as  $B \rightarrow R$  does not mean that the bomb exploding would somehow have caused you cutting the wire. Both sentence 21 and 22 suggest that, if you cut the red wire, you cutting the red wire would be the cause of the bomb exploding. They differ on the *logical* connection. If sentence 22 were true, then an explosion would tell us—those of us safely away from the bomb—that you had cut the red wire. Without an explosion, sentence 22 tells us nothing.

The paraphrased sentence “ $\mathcal{A}$  only if  $\mathcal{B}$ ” is logically equivalent to “If  $\mathcal{A}$ , then  $\mathcal{B}$ .”

“If  $\mathcal{A}$ , then  $\mathcal{B}$ ” means that if  $\mathcal{A}$  is true, then so is  $\mathcal{B}$ . So we know that if the antecedent  $\mathcal{A}$  is true but the consequent  $\mathcal{B}$  is false, then the conditional “If  $\mathcal{A}$  then  $\mathcal{B}$ ” is false. What is the truth value of “If  $\mathcal{A}$ , then  $\mathcal{B}$ ” under other circumstances? Suppose, for instance, that the antecedent  $\mathcal{A}$



happened to be false. “If  $\mathcal{A}$ , then  $\mathcal{B}$ ” would then not tell us anything about the actual truth value of the consequent  $\mathcal{B}$ , and it is unclear what the truth value of “If  $\mathcal{A}$ , then  $\mathcal{B}$ ” would be.

In English, the truth of conditionals often depends on what *would* be the case if the antecedent *were true*—even if, as a matter of fact, the antecedent is false. This poses a problem for translating conditionals into SL. Considered as sentences of SL,  $R$  and  $B$  in the above examples have nothing intrinsic to do with each other. In order to consider what the world would be like if  $R$  were true, we would need to analyze what  $R$  says about the world. Since  $R$  is an atomic symbol of SL, however, there is no further structure to be analyzed. When we replace a sentence with a sentence letter, we consider it merely as some atomic sentence that might be true or false.

In order to translate conditionals into SL, we will not try to capture all the subtleties of the English language “If . . . , then . . . .” Instead, the symbol  $\rightarrow$  will be what logicians call a material conditional. This means that when  $\mathcal{A}$  is false, the conditional  $\mathcal{A} \rightarrow \mathcal{B}$  is automatically true, regardless of the truth value of  $\mathcal{B}$ . If both  $\mathcal{A}$  and  $\mathcal{B}$  are true, then the conditional  $\mathcal{A} \rightarrow \mathcal{B}$  is true.

In short,  $\mathcal{A} \rightarrow \mathcal{B}$  is false if and only if  $\mathcal{A}$  is true and  $\mathcal{B}$  is false. We can summarize this with a characteristic truth table for the conditional.

$\mathcal{A}$	$\mathcal{B}$	$\mathcal{A} \rightarrow \mathcal{B}$
T	T	T
T	F	F
F	T	T
F	F	T

The conditional is asymmetrical. You cannot swap the antecedent and consequent without changing the meaning of the sentence, because  $\mathcal{A} \rightarrow \mathcal{B}$  and  $\mathcal{B} \rightarrow \mathcal{A}$  are not logically equivalent.

Not all sentences of the form “If . . . , then . . . .” are conditionals. Consider this sentence:

23. If anyone wants to see me, then I will be on the porch.

When I say this, it means that I will be on the porch, regardless of whether anyone wants to see me or not—but if someone did want to see me, then they should look for me there. If we let  $P$  mean “I will be on the porch,” then sentence 23 can be translated simply as  $P$ .

## Biconditional

Consider these sentences:

24. The figure on the board is a triangle only if it has exactly three sides.

25. The figure on the board is a triangle if it has exactly three sides.

26. The figure on the board is a triangle if and only if it has exactly three sides.

Let  $T$  mean “The figure is a triangle” and  $S$  mean “The figure has three sides.”

Sentence 24, for reasons discussed above, can be translated as  $T \rightarrow S$ .

Sentence 25 is importantly different. It can be paraphrased as “If the figure has three sides, then it is a triangle.” So it can be translated as  $S \rightarrow T$ .

Sentence 26 says that  $T$  is true *if and only if*  $S$  is true; we can infer  $S$  from  $T$ , and we can infer  $T$  from  $S$ . This is called a BICONDITIONAL, because it entails the two conditionals  $S \rightarrow T$  and  $T \rightarrow S$ . We will use  $\leftrightarrow$  to represent the biconditional; sentence 26 can be translated as  $S \leftrightarrow T$ .

We could abide without a new symbol for the biconditional. Since sentence 26 means “ $T \rightarrow S$  and  $S \rightarrow T$ ,” we could translate it as  $(T \rightarrow S) \& (S \rightarrow T)$ . We would need parentheses to indicate that  $(T \rightarrow S)$  and  $(S \rightarrow T)$  are separate conjuncts; the expression  $T \rightarrow S \& S \rightarrow T$  would be ambiguous.

Because we could always write  $(\mathcal{A} \rightarrow \mathcal{B}) \& (\mathcal{B} \rightarrow \mathcal{A})$  instead of  $\mathcal{A} \leftrightarrow \mathcal{B}$ , we do not strictly speaking *need* to introduce a new symbol for the biconditional. Nevertheless, logical languages usually have such a symbol. SL will have one, which makes it easier to translate phrases like “if and only if.”

$\mathcal{A} \leftrightarrow \mathcal{B}$  is true if and only if  $\mathcal{A}$  and  $\mathcal{B}$  have the same truth value. This is the characteristic truth table for the biconditional:

$\mathcal{A}$	$\mathcal{B}$	$\mathcal{A} \leftrightarrow \mathcal{B}$
T	T	T
T	F	F
F	T	F
F	F	T

### 6.3 Other Symbolization

We have now introduced all of the connectives of SL. We can use them together to translate many kinds of sentences. Consider these examples of sentences that use the English-language connective “unless”:

27. Unless you wear a jacket, you will catch cold.
28. You will catch cold unless you wear a jacket.

Let  $J$  mean “You will wear a jacket” and let  $D$  mean “You will catch a cold.”

We can paraphrase sentence 27 as “Unless  $J$ ,  $D$ .” This means that if you do not wear a jacket, then you will catch cold; with this in mind, we might translate it as  $\sim J \rightarrow D$ . It also means that

if you do not catch a cold, then you must have worn a jacket; with this in mind, we might translate it as  $\sim D \rightarrow J$ .

Which of these is the correct translation of sentence 27? Both translations are correct, because the two translations are logically equivalent in SL.

Sentence 28, in English, is logically equivalent to sentence 27. It can be translated as either  $\sim J \rightarrow D$  or  $\sim D \rightarrow J$ .

When symbolizing sentences like sentence 27 and sentence 28, it is easy to get turned around. Since the conditional is not symmetric, it would be wrong to translate either sentence as  $J \rightarrow \sim D$ . Fortunately, there are other logically equivalent expressions. Both sentences mean that you will wear a jacket or—if you do not wear a jacket—then you will catch a cold. So we can translate them as  $J \vee D$ . (You might worry that the “or” here should be an *exclusive or*. However, the sentences do not exclude the possibility that you might *both* wear a jacket *and* catch a cold; jackets do not protect you from all the possible ways that you might catch a cold.)

If a sentence can be paraphrased as “Unless  $\mathcal{A}$ ,  $\mathcal{B}$ ,” then it can be symbolized as  $\mathcal{A} \vee \mathcal{B}$ .

Symbolization of standard sentence types is summarized on p. ??.

## 6.4 Recursive Syntax for SL

The previous two sections gave you a rough, informal sense of how to create sentences in SL. If I give you an English sentence like “Grass is either green or brown,” you should be able to write a corresponding sentence in SL: “ $A \vee B$ .” In this section we want to give a more precise definition of a sentence in SL. When we defined sentences in English, we did so using the concept of truth: Sentences were units of language that can be true or false. In SL, it is possible to define what counts as a sentence without talking about truth. Instead, we can just talk about the structure of the sentence. This is one respect in which a formal language like SL is more precise than a natural language like English.

The structure of a sentence in SL considered without reference to truth or falsity is called its *syntax*. More generally SYNTAX refers to the study of the properties of language that are there even when you don’t consider meaning. Whether a sentence is true or false is considered part of its meaning. In this chapter, we will be giving a purely syntactical definition of a sentence in SL. The contrasting term is SEMANTICS the study of aspects of language that relate to meaning, including truth and falsity. (The word “semantics” comes from the Greek word for “mark”)

If we are going to define a sentence in SL just using syntax, we will need to carefully distinguish SL from the language that we use to talk about SL. When you create an artificial language like SL, the language that you are creating is called the OBJECT LANGUAGE. The language that we use to talk about the object language is called the METALANGUAGE. Imagine building a house. The

object language is like the house itself. It is the thing we are building. While you are building a house, you might put up scaffolding around it. The scaffolding isn't part of the the house. You just use it to build the house. The metalanguage is like the scaffolding.

The object language in this chapter is SL. For the most part, we can build this language just by talking about it in ordinary English. However we will also have to build some special scaffolding that is not a part of SL, but will help us build SL. Our metalanguage will thus be ordinary English plus this scaffolding.

An important part of the scaffolding are the METAVARIABLES These are the fancy script letters we have been using in the characteristic truth tables for the connectives:  $\mathcal{A}$ ,  $\mathcal{B}$ ,  $\mathcal{C}$ , etc. These are letters that can refer to any sentence in SL. They can represent sentences like  $P$  or  $Q$ , or they can represent longer sentences, like  $((A \vee B) \& G) \rightarrow (P \leftrightarrow Q)$ . Just the sentence letters  $A$ ,  $B$ , etc. are variables that range over any English sentence, the metavariables  $\mathcal{A}$ ,  $\mathcal{B}$ , etc. are variables that range over any sentence in SL, including the sentence letters  $A$ ,  $B$ , etc.

As we said, in this chapter we will give a syntactic definition for "sentence of SL." The definition itself will be given in mathematical English, the metalanguage.

sentence letters	$A, B, C, \dots, Z$
with subscripts, as needed	$A_1, B_1, Z_1, A_2, A_{25}, J_{375}, \dots$
connectives	$\sim, \&, \vee, \rightarrow, \leftrightarrow$
parentheses	$(, )$

Most random combinations of these symbols will not count as sentences in SL. Any random connection of these symbols will just be called a "string" or "expression" Random strings only become meaningful sentences when the are structured according to the rules of syntax. We saw from the earlier two sections that individual sentence letters, like  $A$  and  $G_{13}$  counted as sentences. We also saw that we can put these sentences together using connectives so that  $\sim A$  and  $\sim G_{13}$  is a sentence. The problem is, we can't simply list all the different sentences we can put together this way, because there are infinitely many of them. Instead, we will define a sentence in SL by specifying the process by which they are constructed.

Consider negation: Given any sentence  $\mathcal{A}$  of SL,  $\sim \mathcal{A}$  is a sentence of SL. It is important here that  $\mathcal{A}$  is not the sentence letter  $A$ . Rather, it is a metavariable: part of the metalanguage, not the object language. Since  $\mathcal{A}$  is not a symbol of SL,  $\sim \mathcal{A}$  is not an expression of SL. Instead, it is an expression of the metalanguage that allows us to talk about infinitely many expressions of SL: all of the expressions that start with the negation symbol.

We can say similar things for each of the other connectives. For instance, if  $\mathcal{A}$  and  $\mathcal{B}$  are sentences of SL, then  $(\mathcal{A} \& \mathcal{B})$  is a sentence of SL. Providing clauses like this for all of the connectives, we arrive at the following formal definition for a SENTENCE OF SL:

1. Every atomic sentence is a sentence.
2. If  $\mathcal{A}$  is a sentence, then  $\sim \mathcal{A}$  is a sentence of SL.

3. If  $\mathcal{A}$  and  $\mathcal{B}$  are sentences, then  $(\mathcal{A} \& \mathcal{B})$  is a sentence.
4. If  $\mathcal{A}$  and  $\mathcal{B}$  are sentences, then  $(\mathcal{A} \vee \mathcal{B})$  is a sentence.
5. If  $\mathcal{A}$  and  $\mathcal{B}$  are sentences, then  $(\mathcal{A} \rightarrow \mathcal{B})$  is a sentence.
6. If  $\mathcal{A}$  and  $\mathcal{B}$  are sentences, then  $(\mathcal{A} \leftrightarrow \mathcal{B})$  is a sentence.
7. All and only sentences of SL can be generated by applications of these rules.

We can apply this definition to see whether an arbitrary string is a sentence. Suppose we want to know whether or not  $\sim\sim\sim D$  is a sentence of SL. Looking at the second clause of the definition, we know that  $\sim\sim\sim D$  is a sentence *if*  $\sim\sim D$  is a sentence. So now we need to ask whether or not  $\sim\sim D$  is a sentence. Again looking at the second clause of the definition,  $\sim\sim D$  is a sentence *if*  $\sim D$  is. Again,  $\sim D$  is a sentence *if*  $D$  is a sentence. Now  $D$  is a sentence letter, an atomic sentence of SL, so we know that  $D$  is a sentence by the first clause of the definition. So for a compound formula like  $\sim\sim\sim D$ , we must apply the definition repeatedly. Eventually we arrive at the atomic sentences from which the sentence is built up.

Definitions like this are called recursive. RECURSIVE DEFINITIONS begin with some specifiable base elements and define ways to indefinitely compound the base elements. Just as the recursive definition allows complex sentences to be built up from simple parts, you can use it to decompose sentences into their simpler parts. To determine whether or not something meets the definition, you may have to refer back to the definition many times.

When you use a connective to build a longer sentence from shorter ones, the shorter sentences are said to be in the SCOPE of the connective. So in the sentence  $(A \& B) \rightarrow C$ , the scope of the connective  $\rightarrow$  includes  $(A \& B)$  and  $C$ . In the sentence  $\sim(A \& B)$  the scope of the  $\sim$  is  $(A \& B)$ . On the other hand, in the sentence  $\sim A \& B$  the scope of the  $\sim$  is just  $A$ .

The last connective that you add when you assemble a sentence using the recursive definition is the MAIN CONNECTIVE of that sentence. For example: The main logical operator of  $\sim(E \vee (F \rightarrow G))$  is negation,  $\sim$ . The main logical operator of  $(\sim E \vee (F \rightarrow G))$  is disjunction,  $\vee$ . The main connective of any sentence will have all the rest of the sentence in its scope.

## Notational conventions

A sentence like  $(Q \& R)$  must be surrounded by parentheses, because we might apply the definition again to use this as part of a more complicated sentence. If we negate  $(Q \& R)$ , we get  $\sim(Q \& R)$ . If we just had  $Q \& R$  without the parentheses and put a negation in front of it, we would have  $\sim Q \& R$ . It is most natural to read this as meaning the same thing as  $(\sim Q \& R)$ , something very different than  $\sim(Q \& R)$ . The sentence  $\sim(Q \& R)$  means that it is not the case that both  $Q$  and  $R$  are true;  $Q$  might be false or  $R$  might be false, but the sentence does not tell us which. The sentence  $(\sim Q \& R)$  means specifically that  $Q$  is false and that  $R$  is true. As such, parentheses are crucial to the meaning of the sentence.

So, strictly speaking,  $Q \& R$  without parentheses is *not* a sentence of SL. When using SL, however, we will often be able to relax the precise definition so as to make things easier for ourselves. We will do this in several ways.

First, we understand that  $Q \& R$  means the same thing as  $(Q \& R)$ . As a matter of convention, we can leave off parentheses that occur *around the entire sentence*.

Second, it can sometimes be confusing to look at long sentences with many nested pairs of parentheses. We adopt the convention of using square brackets [ and ] in place of parentheses. There is no logical difference between  $(P \vee Q)$  and  $[P \vee Q]$ , for example. The unwieldy sentence

$$(((H \rightarrow I) \vee (I \rightarrow H)) \& (J \vee K))$$

could be written in this way:

$$[(H \rightarrow I) \vee (I \rightarrow H)] \& (J \vee K)$$

Third, we will sometimes want to translate the conjunction of three or more sentences. For the sentence “Alice, Bob, and Candice all went to the party,” suppose we let  $A$  mean “Alice went,”  $B$  mean “Bob went,” and  $C$  mean “Candice went.” The definition only allows us to form a conjunction out of two sentences, so we can translate it as  $(A \& B) \& C$  or as  $A \& (B \& C)$ . There is no reason to distinguish between these, since the two translations are logically equivalent. There is no logical difference between the first, in which  $(A \& B)$  is conjoined with  $C$ , and the second, in which  $A$  is conjoined with  $(B \& C)$ . So we might as well just write  $A \& B \& C$ . As a matter of convention, we can leave out parentheses when we conjoin three or more sentences.

Fourth, a similar situation arises with multiple disjunctions. “Either Alice, Bob, or Candice went to the party” can be translated as  $(A \vee B) \vee C$  or as  $A \vee (B \vee C)$ . Since these two translations are logically equivalent, we may write  $A \vee B \vee C$ .

These latter two conventions only apply to multiple conjunctions or multiple disjunctions. If a series of connectives includes both disjunctions and conjunctions, then the parentheses are essential; as with  $(A \& B) \vee C$  and  $A \& (B \vee C)$ . The parentheses are also required if there is a series of conditionals or biconditionals; as with  $(A \rightarrow B) \rightarrow C$  and  $A \leftrightarrow (B \leftrightarrow C)$ .

We have adopted these four rules as notational conventions, not as changes to the definition of a sentence. Strictly speaking,  $A \vee B \vee C$  is still not a sentence. Instead, it is a kind of shorthand. We write it for the sake of convenience, but we really mean the sentence  $(A \vee (B \vee C))$ .

If we had given a different definition for a sentence, then these could count as sentences. We might have written rule 3 in this way: “If  $\mathcal{A}$ ,  $\mathcal{B}$ , . . .  $\mathcal{Z}$  are sentences, then  $(\mathcal{A} \& \mathcal{B} \& \dots \& \mathcal{Z})$ , is a sentence.” This would make it easier to translate some English sentences, but would have the cost of making our formal language more complicated. We would have to keep the complex definition in mind when we develop truth tables and a proof system. We want a logical language that is expressively simple and allows us to translate easily from English, but we also want a formally simple language. Adopting notational conventions is a compromise between these two desires.

## Practice Exercises

**Part A** Using the symbolization key given, translate each English-language sentence into SL.

- M:** Those creatures are men in suits.  
**C:** Those creatures are chimpanzees.  
**G:** Those creatures are gorillas.

1. Those creatures are not men in suits.
2. Those creatures are men in suits, or they are not.
3. Those creatures are either gorillas or chimpanzees.
4. Those creatures are not gorillas, but they are not chimpanzees either.
5. Those creatures cannot be both gorillas and men in suits.
6. If those creatures are not gorillas, then they are men in suits
7. Those creatures are men in suits only if they are not gorillas.
8. Those creatures are chimpanzees if and only if they are not gorillas.
9. Those creatures are neither gorillas nor chimpanzees.
10. Unless those creatures are men in suits, they are either chimpanzees or they are gorillas.

**Part B** Using the symbolization key given, translate each English-language sentence into SL.

- A:** Mister Ace was murdered.  
**B:** The butler did it.  
**C:** The cook did it.  
**D:** The Duchess is lying.  
**E:** Mister Edge was murdered.  
**F:** The murder weapon was a frying pan.

1. Either Mister Ace or Mister Edge was murdered.
2. If Mister Ace was murdered, then the cook did it.
3. If Mister Edge was murdered, then the cook did not do it.
4. Either the butler did it, or the Duchess is lying.
5. The cook did it only if the Duchess is lying.
6. If the murder weapon was a frying pan, then the culprit must have been the cook.
7. If the murder weapon was not a frying pan, then the culprit was neither the cook nor the butler.
8. Mister Ace was murdered if and only if Mister Edge was not murdered.
9. The Duchess is lying, unless it was Mister Edge who was murdered.
10. Mister Ace was murdered, but not with a frying pan.
11. The butler and the cook did not both do it.
12. Of course the Duchess is lying!

**Part C** Using the symbolization key given, translate each English-language sentence into SL.

- E**<sub>1</sub>: Ava is an electrician.  
**E**<sub>2</sub>: Harrison is an electrician.  
**F**<sub>1</sub>: Ava is a firefighter.  
**F**<sub>2</sub>: Harrison is a firefighter.  
**S**<sub>1</sub>: Ava is satisfied with her career.  
**S**<sub>2</sub>: Harrison is satisfied with his career.

1. Ava and Harrison are both electricians.
2. If Ava is a firefighter, then she is satisfied with her career.
3. Ava is a firefighter, unless she is an electrician.
4. Harrison is an unsatisfied electrician.
5. Neither Ava nor Harrison is an electrician.
6. Both Ava and Harrison are electricians, but neither of them find it satisfying.
7. Harrison is satisfied only if he is a firefighter.
8. If Ava is not an electrician, then neither is Harrison, but if she is, then he is too.
9. Ava is satisfied with her career if and only if Harrison is not satisfied with his.
10. If Harrison is both an electrician and a firefighter, then he must be satisfied with his work.
11. It cannot be that Harrison is both an electrician and a firefighter.
12. Harrison and Ava are both firefighters if and only if neither of them is an electrician.

**Part D** Using the symbolization key given, translate each English-language sentence into SL.

- J**<sub>1</sub>: John Coltrane played tenor sax.  
**J**<sub>2</sub>: John Coltrane played soprano sax.  
**J**<sub>3</sub>: John Coltrane played tuba  
**M**<sub>1</sub>: Miles Davis played trumpet  
**M**<sub>2</sub>: Miles Davis played tuba

1. John Coltrane played tenor and soprano sax.
2. Neither Miles Davis nor John Coltrane played tuba.
3. John Coltrane did not play both tenor sax and tuba.
4. John Coltrane did not play tenor sax unless he also played soprano sax.
5. John Coltrane did not play tuba, but Miles Davis did.
6. Miles Davis played trumpet only if he also played tuba.
7. If Miles Davis played trumpet, then John Coltrane played at least one of these three instruments: tenor sax, soprano sax, or tuba.
8. If John Coltrane played tuba then Miles Davis played neither trumpet nor tuba.
9. Miles Davis and John Coltrane both played tuba if and only if Coltrane did not play tenor sax and Miles Davis did not play trumpet.

**Part E** Give a symbolization key and symbolize the following sentences in SL.

1. Alice and Bob are both spies.
2. If either Alice or Bob is a spy, then the code has been broken.



3. If neither Alice nor Bob is a spy, then the code remains unbroken.
4. The German embassy will be in an uproar, unless someone has broken the code.
5. Either the code has been broken or it has not, but the German embassy will be in an uproar regardless.
6. Either Alice or Bob is a spy, but not both.

**Part F** Give a symbolization key and symbolize the following sentences in SL.

1. If Gregor plays first base, then the team will lose.
2. The team will lose unless there is a miracle.
3. The team will either lose or it won't, but Gregor will play first base regardless.
4. Gregor's mom will bake cookies if and only if Gregor plays first base.
5. If there is a miracle, then Gregor's mom will not bake cookies.

**Part G** For each argument, write a symbolization key and translate the argument as well as possible into SL.

1. If Dorothy plays the piano in the morning, then Roger wakes up cranky. Dorothy plays piano in the morning unless she is distracted. So if Roger does not wake up cranky, then Dorothy must be distracted.
2. It will either rain or snow on Tuesday. If it rains, Neville will be sad. If it snows, Neville will be cold. Therefore, Neville will either be sad or cold on Tuesday.
3. If Zoog remembered to do his chores, then things are clean but not neat. If he forgot, then things are neat but not clean. Therefore, things are either neat or clean—but not both.

**Part H** For each argument, write a symbolization key and translate the argument as well as possible into SL. The part of the passage in italics is there to provide context for the argument, and doesn't need to be symbolized.

1. It is going to rain soon. I know because my leg is hurting, and my leg hurts if its going to rain.
2. *Spider-man tries to figure out the bad guys plan.* If Doctor Octopus gets the uranium, he will blackmail the city. I am certain of this because if Doctor Octopus gets the uranium, he can make a dirty bomb, and if he can make a dirty bomb, he will blackmail the city.
3. *A westerner tries to predict the policies of the Chinese government.* If the Chinese government cannot solve the water shortages in Beijing, they will have to move the capital. They dont want to move the capital. Therefore they must solve the water shortage. But the only way to solve the water shortage is to divert almost all the water from the Yangzi river northward. Therefore the Chinese government will go with the project to divert water from the south to the north.

**Part I**

1. Are there any sentences of SL that contain no sentence letters? Why or why not?
2. In the chapter, we symbolized an *exclusive or* using  $\vee$ ,  $\&$ , and  $\sim$ . How could you translate an *exclusive or* using only two connectives? Is there any way to translate an *exclusive or* using only one kind of connective?

## Key Terms

**Antecedent**

**Atomic sentence**

**Biconditional**

**Conditional**

**Conjunct**

**Conjunction**

**Consequent**

**Disjunct**

**Disjunction**

**Main connective**

**Metalanguage**

**Metavariables**

**Negation**

**Object language**

**Recursive definition**

**Scope**

**Semantics**

**Sentence letter**

**Sentence of SL**

**Sentential connective**

**Symbolization key**

**Syntax**

# Chapter 7

## Truth Tables

This chapter introduces a way of evaluating sentences and arguments of SL called the truth table method. As we shall see, the truth table method is *semantic* because it involves one aspect of the meaning of sentences, whether those sentences are true or false. As we saw on page 185, semantics is the study of aspects of language related to meaning, including truth and falsity. Although it can be laborious, the truth table method is a purely mechanical procedure that requires no intuition or special insight. When we cover QL in the complete version of this text, we will provide a parallel semantic method for QL; however, this method will not be purely mechanical.

### 7.1 Basic Concepts

A formal language is built from two kinds of elements: logical symbols and nonlogical symbols. LOGICAL SYMBOL have their meaning fixed by the formal language. In SL, the logical symbols are the sentential connectives and the parentheses. When writing a symbolization key, you are not allowed to change the meaning of the logical symbols. You cannot say, for instance, that the  $\sim$  symbol will mean “not” in one argument and “perhaps” in another. The  $\sim$  symbol always means logical negation. It is used to translate the English language word “not”, but it is a symbol of a formal language and is defined by its truth conditions.

The NONLOGICAL SYMBOLS are defined simply as all the symbols that aren’t logical. The nonlogical symbols in SL are the sentence letters. When we translate an argument from English to SL, for example, the sentence letter  $M$  does not have its meaning fixed in advance; instead, we provide a symbolization key that says how  $M$  should be interpreted in that argument. In translating from English to a formal language, we provided symbolization keys which were interpretations of all the nonlogical symbols we used in the translation.

In logic, when we study artificial languages, we investigate their semantics by providing an interpretation of the nonlogical symbols. An INTERPRETATION is a way of setting up a

correspondence between elements of the object language and elements of some other language or logical structure. The symbolization keys we used in Chapter 2 (p. ??) are a sort of interpretation.

The truth table method will also involve giving an interpretation of sentences, but they will be much simpler than the translation schemes we used in Chapter 2. We will not be concerned with what the individual sentence letters mean. We will only care whether they are true or false. We can do this, because of the way that the meaning of larger sentences is generated by the meaning of their parts.

Any nonatomic sentence of SL is composed of atomic sentences with sentential connectives. The truth value of the compound sentence depends only on the truth value of the atomic sentences that it comprises. In order to know the truth value of  $(D \leftrightarrow E)$ , for instance, you only need to know the truth value of  $D$  and the truth value of  $E$ . Connectives that work in this way are called truth functional. More technically, we define a TRUTH-FUNCTIONAL CONNECTIVE as an operator that builds larger sentences out of smaller ones, and fixes the truth value of the resulting sentence based only on the truth value of the component sentences.

Because all of the logical symbols in SL are truth functional, the only aspect of meaning we need to worry about in studying the semantics of SL is truth and falsity. If we want to know about the truth of the sentence  $A \& B$ , the only thing we need to know is whether  $A$  and  $B$  are true. It doesn't actually matter what else they mean. So if  $A$  is false, then  $A \& B$  is false no matter what false sentence  $A$  is used to represent. It could be "I am the Pope" or "Pi is equal to 3.19." The larger sentence  $A \& B$  is still false. So to give an interpretation of sentences in SL, all we need to do is create a truth assignment. A TRUTH ASSIGNMENT is a function that maps the sentence letters in SL onto our two truth values. In other words, we just need to assign Ts and Fs to all our sentence letters.

It is worth knowing that most languages are not built only out of truth functional connectives. In English, it is possible to form a new sentence from any simpler sentence  $X$  by saying "It is possible that  $X$ ." The truth value of this new sentence does not depend directly on the truth value of  $X$ . Even if  $X$  is false, perhaps in some sense  $X$  *could* have been true—then the new sentence would be true. Some formal languages, called *modal logics*, have an operator for possibility. In a modal logic, we could translate "It is possible that  $X$ " as  $\diamond X$ . However, the ability to translate sentences like these comes at a cost: The  $\diamond$  operator is not truth-functional, and so modal logics are not amenable to truth tables.

## 7.2 Complete Truth Tables

In the last chapter we introduced the characteristic truth tables for the different connectives. To put them all in one place, the truth tables for the connectives of SL are repeated in Table 7.1. Notice that when we did this, we listed all the possible combinations of truth and falsity for the sentence letters in these basic sentences. Each line of the truth table is thus a *truth assignment* for the sentence letters used in the sentence we are giving a truth table for. Thus one line of the truth table is all we need to give an *interpretation* of the sentence, and the full table gives all the possible interpretations of the sentence.

$\mathcal{A}$	$\sim\mathcal{A}$	$\mathcal{A}$	$\mathcal{B}$	$\mathcal{A} \& \mathcal{B}$	$\mathcal{A} \vee \mathcal{B}$	$\mathcal{A} \rightarrow \mathcal{B}$	$\mathcal{A} \leftrightarrow \mathcal{B}$
T	F	T	T	T	T	T	T
T	F	T	F	F	T	F	F
F	T	F	T	F	T	T	F
F	T	F	F	F	F	T	T

Table 7.1: The characteristic truth tables for the connectives of SL.

The truth value of sentences that contain only one connective is given by the characteristic truth table for that connective. The characteristic truth table for conjunction, for example, gives the truth conditions for any sentence of the form  $(\mathcal{A} \& \mathcal{B})$ . Even if the conjuncts  $\mathcal{A}$  and  $\mathcal{B}$  are long, complicated sentences, the conjunction is true if and only if both  $\mathcal{A}$  and  $\mathcal{B}$  are true. Consider the sentence  $(H \& I) \rightarrow H$ . We consider all the possible combinations of true and false for  $H$  and  $I$ , which gives us four rows. We then copy the truth values for the sentence letters and write them underneath the letters in the sentence.

$H$	$I$	$(H \& I) \rightarrow H$
T	T	<b>T</b>
T	F	<b>F</b>
F	T	<b>F</b>
F	F	<b>F</b>

Now consider the subsentence  $H \& I$ . This is a conjunction  $\mathcal{A} \& \mathcal{B}$  with  $H$  as  $\mathcal{A}$  and with  $I$  as  $\mathcal{B}$ .  $H$  and  $I$  are both true on the first row. Since a conjunction is true when both conjuncts are true, we write a T underneath the conjunction symbol. We continue for the other three rows and get this:

$H$	$I$	$(H \& I)$
T	T	<b>T</b>
T	F	<b>F</b>
F	T	<b>F</b>
F	F	<b>F</b>

The entire sentence is a conditional  $\mathcal{A} \rightarrow \mathcal{B}$  with  $(H \& I)$  as  $\mathcal{A}$  and with  $H$  as  $\mathcal{B}$ . On the second row, for example,  $(H \& I)$  is false and  $H$  is true. Since a conditional is true when the antecedent is false, we write a T in the second row underneath the conditional symbol. We continue for the other three rows and get this:

$H$	$I$	$(H \ \& \ I)$	$\rightarrow$	$H$
		$\mathcal{A}$	$\rightarrow$	$\mathcal{B}$
T	T	T	<b>T</b>	T
T	F	F	<b>T</b>	T
F	T	F	<b>T</b>	F
F	F	F	<b>T</b>	F

The column of Ts underneath the conditional tells us that the sentence  $(H \ \& \ I) \rightarrow H$  is true regardless of the truth values of  $H$  and  $I$ . They can be true or false in any combination, and the compound sentence still comes out true. It is crucial that we have considered all of the possible combinations. If we only had a two-line truth table, we could not be sure that the sentence was not false for some other combination of truth values.

In this example, we have not repeated all of the entries in every successive table. When actually writing truth tables on paper, however, it is impractical to erase whole columns or rewrite the whole table for every step. Although it is more crowded, the truth table can be written in this way:

$H$	$I$	$(H \ \& \ I)$	$\rightarrow$	$H$
T	T	T	T	T
T	F	T	F	T
F	T	F	T	F
F	F	F	T	F

Most of the columns underneath the sentence are only there for bookkeeping purposes. When you become more adept with truth tables, you will probably no longer need to copy over the columns for each of the sentence letters. In any case, the truth value of the sentence on each row is just the column underneath the *main connective* (see p. 187) of the sentence, in this case, the column underneath the conditional.

A COMPLETE TRUTH TABLE is a table that gives all the possible interpretations for a sentence or set of sentences in SL. It has a row for all the possible combinations of T and F for all of the sentence letters. The size of the complete truth table depends on the number of different sentence letters in the table. A sentence that contains only one sentence letter requires only two rows, as in the characteristic truth table for negation. This is true even if the same letter is repeated many times, as in this sentence:

$$[(C \leftrightarrow C) \rightarrow C] \ \& \ \sim(C \rightarrow C).$$

The complete truth table requires only two lines because there are only two possibilities:  $C$  can be true, or it can be false. A single sentence letter can never be marked both T and F on the same row. The truth table for this sentence looks like this:

$C$	$[(C \leftrightarrow C) \rightarrow C]$	$\&$	$\sim$	$(C \rightarrow C)$
T	T	<b>F</b>	F	T
F	F	<b>F</b>	F	F

Looking at the column underneath the main connective, we see that the sentence is false on both rows of the table; i.e., it is false regardless of whether  $C$  is true or false.

A sentence that contains two sentence letters requires four lines for a complete truth table, as in the characteristic truth tables and the table for  $(H \& I) \rightarrow I$ .

A sentence that contains three sentence letters requires eight lines. For example:

$M$	$N$	$P$	$M$	$\&$	$(N$	$\vee$	$P)$
T	T	T	T	<b>T</b>	T	T	T
T	T	F	T	<b>T</b>	T	T	F
T	F	T	T	<b>T</b>	F	T	T
T	F	F	T	<b>F</b>	F	F	F
F	T	T	F	<b>F</b>	T	T	T
F	T	F	F	<b>F</b>	T	T	F
F	F	T	F	<b>F</b>	F	T	T
F	F	F	F	<b>F</b>	F	F	F

From this table, we know that the sentence  $M \& (N \vee P)$  might be true or false, depending on the truth values of  $M$ ,  $N$ , and  $P$ .

A complete truth table for a sentence that contains four different sentence letters requires 16 lines. For five letters, 32 lines are required. For six letters, 64 lines, and so on. To be perfectly general: If a complete truth table has  $n$  different sentence letters, then it must have  $2^n$  rows.

In order to fill in the columns of a complete truth table, begin with the right-most sentence letter and alternate Ts and Fs. In the next column to the left, write two Ts, write two Fs, and repeat. For the third sentence letter, write four Ts followed by four Fs. This yields an eight line truth table like the one above. For a 16 line truth table, the next column of sentence letters should have eight Ts followed by eight Fs. For a 32 line table, the next column would have 16 Ts followed by 16 Fs. And so on.

## Practice Exercises

**Part A** Identify the main connective in the each sentence.

- $\sim(A \vee \sim B)$
- $\sim(A \vee \sim B) \vee \sim(A \& D)$
- $[\sim(A \vee \sim B) \vee \sim(A \& D)] \rightarrow E$
- $[(A \rightarrow B) \& C] \leftrightarrow [A \vee (B \& C)]$
- $\sim\sim\sim[A \vee (B \& (C \vee D))]$

**Part B** Identify the main connective in the each sentence.

1.  $[(A \leftrightarrow B) \& C] \rightarrow D$
2.  $[(D \& (E \& F)) \vee G] \leftrightarrow \sim[A \rightarrow (C \vee G)]$
3.  $\sim(\sim Z \vee \sim H)$
4.  $(\sim(P \& S) \leftrightarrow G) \& Y$
5.  $(A \& (B \rightarrow C)) \vee \sim D$

**Part C** Assume A, B, and C are true and X, Y, and Z are false and evaluate the truth of the each sentence.

1.  $\sim((A \& B) \rightarrow X)$
2.  $(Y \vee Z) \leftrightarrow (\sim X \leftrightarrow B)$
3.  $[(X \rightarrow A) \vee (A \rightarrow X)] \& Y$
4.  $(X \rightarrow A) \vee (A \rightarrow X)$
5.  $[A \& (Y \& Z)] \vee A$

**Part D** Assume A, B, and C are true and X, Y, and Z are false and evaluate the truth of the each sentence.

1.  $\sim\sim(\sim\sim\sim A \vee X)$
2.  $(A \rightarrow B) \rightarrow X$
3.  $((A \vee B) \& (C \leftrightarrow X)) \vee Y$
4.  $(A \rightarrow B) \vee (X \& (Y \& Z))$
5.  $((A \vee X) \rightarrow Y) \& B$

**Part E** Write complete truth tables for the following sentences and mark the column that represents the possible truth values for the whole sentence.

1.  $\sim(S \leftrightarrow (P \rightarrow S))$
2.  $\sim[(X \& Y) \vee (X \vee Y)]$
3.  $(A \rightarrow B) \leftrightarrow (\sim B \leftrightarrow \sim A)$
4.  $[C \leftrightarrow (D \vee E)] \& \sim C$
5.  $\sim(G \& (B \& H)) \leftrightarrow (G \vee (B \vee H))$

**Part F** Write complete truth tables for the following sentences and mark the column that represents the possible truth values for the whole sentence.

1.  $(D \& \sim D) \rightarrow G$
2.  $(\sim P \vee \sim M) \leftrightarrow M$
3.  $\sim\sim(\sim A \& \sim B)$
4.  $[(D \& R) \rightarrow I] \rightarrow \sim(D \vee R)$
5.  $\sim[(D \leftrightarrow O) \leftrightarrow A] \rightarrow (\sim D \& O)$



## 7.3 Using Truth Tables

A complete truth table shows us every possible combination of truth assignments on the sentence letters. It tells us every possible way sentences can relate to truth. We can use this to discover all sorts of logical properties of sentences and sets of sentences.

### Tautologies, contradictions, and contingent sentences

We defined a tautology as a statement that must be true as a matter of logic, no matter how the world is (p. ??). A statement like “Either it is raining or it is not raining” is always true, no matter what the weather is like outside. Something similar goes on in truth tables. With a complete truth table, we consider all of the ways that the world might be. Each line of the truth table corresponds to a way the world might be. This means that if the sentence is true on every line of a complete truth table, then it is true as a matter of logic, regardless of what the world is like.

We can use this fact to create a test for whether a sentence is a tautology: if the column under the main connective of a sentence is a T on every row, the sentence is a tautology. Not every tautology in English will correspond to a tautology in SL. The sentence “All bachelors are unmarried” is a tautology in English, but we cannot represent it as a tautology in SL, because it just translates as a single sentence letter, like  $B$ . On the other hand, if something is a tautology in SL, it will also be a tautology in English. No matter how you translate  $A \vee \sim A$ , if you translate the  $A$ s consistently, the statement will be a tautology.

Rather than thinking of complete truth tables as an imperfect test for the English notion of a tautology, we can define a separate notion of a tautology in SL based on truth tables. A statement is a SEMANTIC TAUTOLOGY IN SL if and only if the column under the main connective in the complete truth table for the sentence contains only Ts. This is actually the semantic definition of a tautology in SL, because it uses truth tables. Later we will create a separate, syntactic definition and show that it is equivalent to the semantic definition. We will be doing the same thing for all the concepts defined in this section.

Conversely, we defined a contradiction as a sentence that is false no matter how the world is (p. 51). This means we can define a SEMANTIC CONTRADICTION IN SL as a sentence that has only Fs in the column under their main connective of its complete truth table. Again, this is the semantic definition of a contradiction.

Finally, a sentence is contingent if it is sometimes true and sometimes false (p. 51). Similarly, a sentence is SEMANTICALLY CONTINGENT IN SL if and only if its complete truth table for has both Ts and Fs under the main connective.

From the truth tables in the previous section, we know that  $(H \& I) \rightarrow H$  is a tautology (p. 196), that  $[(C \leftrightarrow C) \rightarrow C] \& \sim(C \rightarrow C)$  is a contradiction (p. 197), and that  $M \& (N \vee P)$  is contingent (p. 197).

## Logical equivalence

Two sentences are logically equivalent in English if they have the same truth value as a matter of logic (p. ??). Once again, we can use truth tables to define a similar property in SL: Two sentences are SEMANTICALLY LOGICALLY EQUIVALENT IN SL if they have the same truth value on every row of a complete truth table.

Consider the sentences  $\sim(A \vee B)$  and  $\sim A \& \sim B$ . Are they logically equivalent? To find out, we construct a truth table.

$A$	$B$	$\sim$	$(A \vee B)$	$\sim$	$A \&$	$\sim$	$B$
T	T	<b>F</b>	T	T	F	T	<b>F</b>
T	F	<b>F</b>	T	F	F	T	<b>F</b>
F	T	<b>F</b>	F	T	T	F	<b>F</b>
F	F	<b>T</b>	F	F	T	F	<b>T</b>

Look at the columns for the main connectives; negation for the first sentence, conjunction for the second. On the first three rows, both are F. On the final row, both are T. Since they match on every row, the two sentences are logically equivalent.

## Consistency

A set of sentences in English is consistent if it is logically possible for them all to be true at once (p. ??). This means that a sentence is SEMANTICALLY CONSISTENT IN SL if and only if there is at least one line of a complete truth table on which all of the sentences are true. It is semantically inconsistent otherwise.

## Validity

Logic is the study of argument, so the most important thing we can use truth tables of is to test the validity of arguments. An argument in English is valid if it is logically impossible for the premises to be true and for the conclusion to be false at the same time (p. 29). So we can define an argument as SEMANTICALLY VALID IN SL if there is no row of a complete truth table on which the premises are all marked “T” and the conclusion is marked “F.” An argument is invalid if there is such a row.

Consider this argument:

1.  $\sim L \rightarrow (J \vee L)$
  2.  $\sim L$
- 
- $\therefore J$

Is it valid? To find out, we construct a truth table.

$J$	$L$	$\sim L$	$\rightarrow$	$(J \vee L)$	$\sim L$	$J$
T	T	F	<b>T</b>	T	<b>F</b>	<b>T</b>
T	F	T	<b>T</b>	F	<b>T</b>	<b>T</b>
F	T	F	<b>T</b>	T	<b>F</b>	<b>F</b>
F	F	T	<b>F</b>	F	<b>T</b>	<b>F</b>

Yes, the argument is valid. The only row on which both the premises are T is the second row, and on that row the conclusion is also T.

In Chapters 1 and 2 we used the three dots  $\therefore$  to represent an inference in English. We used this symbol to represent any kind of inference. The truth table method gives us a more specific notion of a valid inference. We will call this semantic entailment and represent it using a new symbol,  $\models$ , called the “double turnstile.” The  $\models$  is like the  $\therefore$ , except for arguments verified by truth tables. When you use the double turnstile, you write the premises as a set, using curly brackets,  $\{$  and  $\}$ , which mathematicians use in set theory. The argument above would be written  $\{\sim L \rightarrow (J \vee L), \sim L\} \models J$ .

More formally, we can define the double turnstile this way:  $\{\mathcal{A}_1 \dots \mathcal{A}_n\} \models \mathcal{B}$  if and only if there is no truth value assignment for which  $\mathcal{A}$  is true and  $\mathcal{B}$  is false. Put differently, it means that  $\mathcal{B}$  is true for any and all truth value assignments for which  $\mathcal{A}$  is true.

We can also use the double turnstile to represent other logical notions. Since a tautology is always true, it is like the conclusion of a valid argument with no premises. The string  $\models \mathcal{C}$  means that  $\mathcal{C}$  is true for all truth value assignments. This is equivalent to saying that the sentence is entailed by anything. We can represent logical equivalence by writing the double turnstile in both directions:  $\mathcal{A} \models \mathcal{B}$  For instance, if we want to point out that the sentence  $A \& B$  is equivalent to  $B \& A$  we would write this:  $A \& B \models B \& A$ .

## Practice Exercises

If you want additional practice, you can construct truth tables for any of the sentences and arguments in the exercises for the previous chapter.

**Part A** Determine whether each sentence is a tautology, a contradiction, or a contingent sentence, using a complete truth table.

- $A \rightarrow A$
- $C \rightarrow \sim C$
- $(A \leftrightarrow B) \leftrightarrow \sim(A \leftrightarrow \sim B)$
- $(A \rightarrow B) \vee (B \rightarrow A)$

5.  $(A \& B) \rightarrow (B \vee A)$
6.  $[(\sim A \vee A) \vee B] \rightarrow B$
7.  $[(A \vee B) \& \sim A] \& (B \rightarrow A)$

**Part B** Determine whether each sentence is a tautology, a contradiction, or a contingent sentence, using a complete truth table.

1.  $\sim B \& B$
2.  $\sim D \vee D$
3.  $(A \& B) \vee (B \& A)$
4.  $\sim[A \rightarrow (B \rightarrow A)]$
5.  $A \leftrightarrow [A \rightarrow (B \& \sim B)]$
6.  $[(A \& B) \leftrightarrow B] \rightarrow (A \rightarrow B)$

**Part C** Determine whether each the following statements are equivalent using complete truth tables. If the two sentences really are logically equivalent, write "Logically equivalent." Otherwise write, "Not logically equivalent."

1.  $A \equiv \equiv \sim A$
2.  $A \& \sim A \equiv \equiv \sim B \leftrightarrow B$
3.  $[(A \vee B) \vee C] \equiv \equiv [A \vee (B \vee C)]$
4.  $A \vee (B \& C) \equiv \equiv (A \vee B) \& (A \vee C)$
5.  $[A \& (A \vee B)] \rightarrow B \equiv \equiv A \rightarrow B$

**Part D** Determine whether each the following statements of equivalence are true or false using complete truth tables. If the two sentences really are logically equivalent, write "Logically equivalent." Otherwise write, "Not logically equivalent."

1.  $A \rightarrow A \equiv \equiv A \leftrightarrow A$
2.  $\sim(A \rightarrow B) \equiv \equiv \sim A \rightarrow \sim B$
3.  $A \vee B \equiv \equiv \sim A \rightarrow B$
4.  $(A \rightarrow B) \rightarrow C \equiv \equiv A \rightarrow (B \rightarrow C)$
5.  $A \leftrightarrow (B \leftrightarrow C) \equiv \equiv A \& (B \& C)$

**Part E** Determine whether each set of sentences is consistent or inconsistent using a complete truth table.

1.  $\{A \& \sim B, \sim(A \rightarrow B), B \rightarrow A\}$

2.  $\{A \vee B, A \rightarrow \sim A, B \rightarrow \sim B\}$
3.  $\{\sim(\sim A \vee B), A \rightarrow \sim C, A \rightarrow (B \rightarrow C)\}$
4.  $\{A \rightarrow B, A \& \sim B\}$
5.  $\{A \rightarrow (B \rightarrow C), (A \rightarrow B) \rightarrow C, A \rightarrow C\}$

**Part F** Determine whether each set of sentences is consistent or inconsistent, using a complete truth table.

1.  $\{\sim B, A \rightarrow B, A\}$
2.  $\{\sim(A \vee B), A \leftrightarrow B, B \rightarrow A\}$
3.  $\{A \vee B, \sim B, \sim B \rightarrow \sim A\}$
4.  $\{A \leftrightarrow B, \sim B \vee \sim A, A \rightarrow B\}$
5.  $\{(A \vee B) \vee C, \sim A \vee \sim B, \sim C \vee \sim B\}$

**Part G** Determine whether each argument is valid or invalid, using a complete truth table.

1.  $A \rightarrow A \models A$
2.  $A \rightarrow B, B \models A$
3.  $A \leftrightarrow B, B \leftrightarrow C \models A \leftrightarrow C$
4.  $A \rightarrow B, A \rightarrow C \models B \rightarrow C$
5.  $A \rightarrow B, B \rightarrow A \models A \leftrightarrow B$

**Part H** Determine whether each argument is valid or invalid, using a complete truth table.

1.  $A \vee [A \rightarrow (A \leftrightarrow A)] \models A$
2.  $A \vee B, B \vee C, \sim B \models A \& C$
3.  $A \rightarrow B, \sim A \models \sim B$
4.  $A, B \models \sim(A \rightarrow \sim B)$
5.  $\sim(A \& B), A \vee B, A \leftrightarrow B \models C$

## 7.4 Partial Truth Tables

In order to show that a sentence is a tautology, we need to show that it is T on every row. So we need a complete truth table. To show that a sentence is *not* a tautology, however, we only need one line: a line on which the sentence is F. Therefore, in order to show that something is not a tautology, it is enough to provide a one-line *partial truth table*—regardless of how many sentence letters the sentence might have in it.

Consider, for example, the sentence  $(U \& T) \rightarrow (S \& W)$ . We want to show that it is *not* a tautology by providing a partial truth table. We fill in F for the entire sentence. The main connective of the sentence is a conditional. In order for the conditional to be false, the antecedent must be true (T) and the consequent must be false (F). So we fill these in on the table:

$S$	$T$	$U$	$W$	$(U \ \& \ T)$	$\rightarrow$	$(S \ \& \ W)$
				T	<b>F</b>	F

In order for the  $(U \& T)$  to be true, both  $U$  and  $T$  must be true.

$S$	$T$	$U$	$W$	$(U \ \& \ T)$	$\rightarrow$	$(S \ \& \ W)$
T	T	T		T	T	F

Now we just need to make  $(S \& W)$  false. To do this, we need to make at least one of  $S$  and  $W$  false. We can make both  $S$  and  $W$  false if we want. All that matters is that the whole sentence turns out false on this line. Making an arbitrary decision, we finish the table in this way:

$S$	$T$	$U$	$W$	$(U \ \& \ T)$	$\rightarrow$	$(S \ \& \ W)$
F	T	T	F	T	T	F

Showing that something is a contradiction requires a complete truth table. Showing that something is *not* a contradiction requires only a one-line partial truth table, where the sentence is true on that one line.

A sentence is contingent if it is neither a tautology nor a contradiction. So showing that a sentence is contingent requires a *two-line* partial truth table: The sentence must be true on one line and false on the other. For example, we can show that the sentence above is contingent with this truth table:

$S$	$T$	$U$	$W$	$(U \ \& \ T)$	$\rightarrow$	$(S \ \& \ W)$
F	T	T	F	T	T	F
F	T	F	F	F	F	T

Note that there are many combinations of truth values that would have made the sentence true, so there are many ways we could have written the second line.

Showing that a sentence is *not* contingent requires providing a complete truth table, because it requires showing that the sentence is a tautology or that it is a contradiction. If you do not know whether a particular sentence is contingent, then you do not know whether you will need a complete or partial truth table. You can always start working on a complete truth table. If you complete rows that show the sentence is contingent, then you can stop. If not, then complete the truth table. Even though two carefully selected rows will show that a contingent sentence is contingent, there is nothing wrong with filling in more rows.

Property	Present	Absent
tautology	complete truth table	one-line partial truth table
contradiction	complete truth table	one-line partial truth table
contingent	two-line partial truth table	complete truth table
equivalent	complete truth table	one-line partial truth table
consistent	one-line partial truth table	complete truth table
valid	complete truth table	one-line partial truth table

Table 7.2: Complete or partial truth tables to test for different properties

Showing that two sentences are logically equivalent requires providing a complete truth table. Showing that two sentences are *not* logically equivalent requires only a one-line partial truth table: Make the table so that one sentence is true and the other false.

Showing that a set of sentences is consistent requires providing one row of a truth table on which all of the sentences are true. The rest of the table is irrelevant, so a one-line partial truth table will do. Showing that a set of sentences is inconsistent, on the other hand, requires a complete truth table: You must show that on every row of the table at least one of the sentences is false.

Showing that an argument is valid requires a complete truth table. Showing that an argument is *invalid* only requires providing a one-line truth table: If you can produce a line on which the premises are all true and the conclusion is false, then the argument is invalid.

Table 7.2 summarizes when a complete truth table is required and when a partial truth table will do.

## 7.5 Expressive Completeness

We could leave the biconditional ( $\leftrightarrow$ ) out of the language. If we did that, we could still write “ $A \leftrightarrow B$ ” so as to make sentences easier to read, but that would be shorthand for  $(A \rightarrow B) \& (B \rightarrow A)$ . The resulting language would be formally equivalent to SL, since  $A \leftrightarrow B$  and  $(A \rightarrow B) \& (B \rightarrow A)$  are logically equivalent in SL. If we valued formal simplicity over expressive richness, we could replace more of the connectives with notational conventions and still have a language equivalent to SL.

There are a number of equivalent languages with only two connectives. You could do logic with only the negation and the material conditional. Alternately you could just have the negation and the disjunction. You will be asked to prove that these things are true in the last problem set. You could even have a language with only one connective, if you designed the connective right. The *Sheffer stroke* is a logical connective with the following characteristic truth table:

$\mathcal{A}$	$\mathcal{B}$	$\mathcal{A} \mathcal{B}$
T	T	F
T	F	T
F	T	T
F	F	T

The Sheffer stroke has the unique property that it is the only connective you need to have a complete system of logic. You will be asked to prove that this is true in the last problem set also.

## Practice Exercises

If you want additional practice, you can construct truth tables for any of the sentences and arguments in the exercises for the previous chapter.

**Part A** Determine whether each sentence is a tautology, a contradiction, or a contingent sentence. Justify your answer with a complete or partial truth table where appropriate.

- $A \rightarrow \sim A$
- $A \rightarrow (A \& (A \vee B))$
- $(A \rightarrow B) \leftrightarrow (B \rightarrow A)$
- $A \rightarrow \sim(A \& (A \vee B))$
- $\sim B \rightarrow [(\sim A \& A) \vee B]$
- $\sim(A \vee B) \leftrightarrow (\sim A \& \sim B)$
- $[(A \& B) \& C] \rightarrow B$
- $\sim[(C \vee A) \vee B]$
- $[(A \& B) \& \sim(A \& B)] \& C$
- $(A \& B) \rightarrow [(A \& C) \vee (B \& D)]$

**Part B** Determine whether each sentence is a tautology, a contradiction, or a contingent sentence. Justify your answer with a complete or partial truth table where appropriate.

- $\sim(A \vee A)$
- $(A \rightarrow B) \vee (B \rightarrow A)$
- $[(A \rightarrow B) \rightarrow A] \rightarrow A$
- $\sim[(A \rightarrow B) \vee (B \rightarrow A)]$
- $(A \& B) \vee (A \vee B)$
- $\sim(A \& B) \leftrightarrow A$
- $A \rightarrow (B \vee C)$
- $(A \& \sim A) \rightarrow (B \vee C)$



9.  $(B \& D) \leftrightarrow [A \leftrightarrow (A \vee C)]$
10.  $\sim[(A \rightarrow B) \vee (C \rightarrow D)]$

**Part C** Determine whether each the following statements of equivalence are true or false using complete truth tables. If the two sentences really are logically equivalent, write "Logically equivalent." Otherwise write, "Not logically equivalent."

1.  $A \equiv \sim A$
2.  $A \rightarrow A \equiv A \leftrightarrow A$
3.  $A \& (B \& C) \equiv A \& \sim A$
4.  $A \& \sim A \equiv \sim B \leftrightarrow B$
5.  $\sim(A \rightarrow B) \equiv \sim A \rightarrow \sim B$
6.  $A \leftrightarrow B \equiv \sim[(A \rightarrow B) \rightarrow \sim(B \rightarrow A)]$
7.  $(A \& B) \rightarrow (\sim A \vee \sim B) \equiv \sim(A \& B)$
8.  $[(A \vee B) \vee C] \equiv [A \vee (B \vee C)]$
9.  $(Z \& (\sim R \rightarrow O)) \equiv \sim(R \rightarrow \sim O)$

**Part D** Determine whether each the following statements of equivalence are true or false using complete truth tables. If the two sentences really are logically equivalent, write "Logically equivalent." Otherwise write, "Not logically equivalent."

1.  $A \equiv A \vee A$
2.  $A \equiv A \& A$
3.  $A \vee \sim B \equiv A \rightarrow B$
4.  $(A \rightarrow B) \equiv (\sim B \rightarrow \sim A)$
5.  $\sim(A \& B) \equiv \sim A \vee \sim B$
6.  $((U \rightarrow (X \vee X)) \vee U) \equiv \sim(X \& (X \& U))$
7.  $((C \& (N \leftrightarrow C)) \leftrightarrow C) \equiv (\sim \sim \sim N \rightarrow C)$
8.  $[(A \vee B) \& C] \equiv [A \vee (B \& C)]$
9.  $((L \& C) \& I) \equiv L \vee C$

**Part E** Determine whether each set of sentences is consistent or inconsistent. Justify your answer with a complete or partial truth table where appropriate.

1.  $\{A \rightarrow A, \sim A \rightarrow \sim A, A \& A, A \vee A\}$
2.  $\{A \rightarrow \sim A, \sim A \rightarrow A\}$
3.  $\{A \vee B, A \rightarrow C, B \rightarrow C\}$

4.  $\{A \vee B, A \rightarrow C, B \rightarrow C, \sim C\}$
5.  $\{B \& (C \vee A), A \rightarrow B, \sim(B \vee C)\}$
6.  $\{(A \leftrightarrow B) \rightarrow B, B \rightarrow \sim(A \leftrightarrow B), A \vee B\}$
7.  $\{A \leftrightarrow (B \vee C), C \rightarrow \sim A, A \rightarrow \sim B\}$
8.  $\{A \leftrightarrow B, \sim B \vee \sim A, A \rightarrow B\}$
9.  $\{A \leftrightarrow B, A \rightarrow C, B \rightarrow D, \sim(C \vee D)\}$
10.  $\{\sim(A \& \sim B), B \rightarrow \sim A, \sim B\}$

**Part F** Determine whether each set of sentences is consistent or inconsistent. Justify your answer with a complete or partial truth table where appropriate.

1.  $\{A \& B, C \rightarrow \sim B, C\}$
2.  $\{A \rightarrow B, B \rightarrow C, A, \sim C\}$
3.  $\{A \vee B, B \vee C, C \rightarrow \sim A\}$
4.  $\{A, B, C, \sim D, \sim E, F\}$
5.  $\{A \& (B \vee C), \sim(A \& C), \sim(B \& C)\}$
6.  $\{A \rightarrow B, B \rightarrow C, \sim(A \rightarrow C)\}$

**Part G** Determine whether each argument is valid or invalid. Justify your answer with a complete or partial truth table where appropriate.

1.  $A \rightarrow (A \& \sim A) \models \sim A$
2.  $A \vee B, A \rightarrow B, B \rightarrow A \models A \leftrightarrow B$
3.  $A \vee (B \rightarrow A) \models \sim A \rightarrow \sim B$
4.  $A \vee B, A \rightarrow B, B \rightarrow A \models A \& B$
5.  $(B \& A) \rightarrow C, (C \& A) \rightarrow B \models (C \& B) \rightarrow A$
6.  $\sim(\sim A \vee \sim B), A \rightarrow \sim C \models A \rightarrow (B \rightarrow C)$
7.  $A \& (B \rightarrow C), \sim C \& (\sim B \rightarrow \sim A) \models C \& \sim C$
8.  $A \& B, \sim A \rightarrow \sim C, B \rightarrow \sim D \models A \vee B$
9.  $A \rightarrow B \models (A \& B) \vee (\sim A \& \sim B)$
10.  $\sim A \rightarrow B, \sim B \rightarrow C, \sim C \rightarrow A \models \sim A \rightarrow (\sim B \vee \sim C)$

**Part H** Determine whether each argument is valid or invalid. Justify your answer with a complete or partial truth table where appropriate.

1.  $A \leftrightarrow \sim(B \leftrightarrow A) \models A$
2.  $A \vee B, B \vee C, \sim A \models B \& C$
3.  $A \rightarrow C, E \rightarrow (D \vee B), B \rightarrow \sim D \models (A \vee C) \vee (B \rightarrow (E \& D))$
4.  $A \vee B, C \rightarrow A, C \rightarrow B \models A \rightarrow (B \rightarrow C)$
5.  $A \rightarrow B, \sim B \vee A \models A \leftrightarrow B$

**Part I** Answer each of the questions below and justify your answer.

1. Suppose that  $\mathcal{A}$  and  $\mathcal{B}$  are logically equivalent. What can you say about  $\mathcal{A} \leftrightarrow \mathcal{B}$ ?
2. Suppose that  $(\mathcal{A} \& \mathcal{B}) \rightarrow \mathcal{C}$  is contingent. What can you say about the argument “ $\mathcal{A}, \mathcal{B}, \therefore \mathcal{C}$ ”?
3. Suppose that  $\{\mathcal{A}, \mathcal{B}, \mathcal{C}\}$  is inconsistent. What can you say about  $(\mathcal{A} \& \mathcal{B} \& \mathcal{C})$ ?
4. Suppose that  $\mathcal{A}$  is a contradiction. What can you say about the argument  $\{\mathcal{A}, \mathcal{B}\} \models \mathcal{C}$ ?
5. Suppose that  $\mathcal{C}$  is a tautology. What can you say about the argument  $\{\mathcal{A}, \mathcal{B}\} \models \mathcal{C}$ ?
6. Suppose that  $\mathcal{A}$  and  $\mathcal{B}$  are *not* logically equivalent. What can you say about  $(\mathcal{A} \vee \mathcal{B})$ ?

**Part J**

1. In section 3.5, we said that you could have a language that only used the negation and the material conditional. Prove that this is true by writing sentences that are logically equivalent to each of the following using only parentheses, sentence letters, negation ( $\sim$ ), and the material conditional ( $\rightarrow$ ).
  - (a)  $A \vee B$
  - (b)  $A \& B$
  - (c)  $A \leftrightarrow B$
2. We also said in section 3.5 that you could have a language which used only the negation and the disjunction. Show this: Using only parentheses, sentence letters, negation ( $\sim$ ), and disjunction ( $\vee$ ), write sentences that are logically equivalent to each of the following.
  - (a)  $A \& B$
  - (b)  $A \rightarrow B$
  - (c)  $A \leftrightarrow B$
3. Write a sentence using the connectives of SL that is logically equivalent to  $(A|B)$ .

4. Every sentence written using a connective of SL can be rewritten as a logically equivalent sentence using one or more Sheffer strokes. Using only the Sheffer stroke, write sentences that are equivalent to each of the following.
- (a)  $\sim A$
  - (b)  $(A \& B)$
  - (c)  $(A \vee B)$
  - (d)  $(A \rightarrow B)$
  - (e)  $(A \leftrightarrow B)$

## Key Terms

Complete truth table

Interpretation

Logical symbol

Nonlogical symbol

Semantic contradiction in SL

Semantic tautology in SL

Semantically consistent in SL

Semantically contingent in SL

Semantically logically equivalent in SL

Semantically valid in SL

Truth assignment

Truth-functional connective

## Chapter 8

# Proofs in Sentential Logic

### 8.1 Substitution Instances and Proofs

In the last chapter, we introduced the truth table method, which allowed us to check to see if various logical properties were present, such as whether a statement is a tautology or whether an argument is valid. The method in that chapter was semantic, because it relied on the meaning of symbols, specifically, whether they were interpreted as true or false. The nice thing about that method was that it was completely mechanical. If you just followed the rules like a robot, you would eventually get the right answer. You didn't need any special insight and there were no tough decisions to make. The downside to this method was that the tables quickly became way too long. It just isn't practical to make a 32 line table every time you have to deal with five different sentence letters.

In this chapter, we are going to introduce a new method for checking for validity and other logical properties. This time our method is going to be purely syntactic. We won't be at all concerned with what our symbols mean. We are just going to look at the way they are arranged. Our method here will be called a system of natural deduction. When you use a system of natural deduction, you won't do it mechanically. You will need to understand the logical structure of the argument and employ your insight. This is actually one of the reasons people like systems of natural deduction. They let us represent the logical structure of arguments in a way we can understand. Learning to represent and manipulate arguments this way is a core mental skill, used in fields like mathematics and computer programming.

Consider two arguments in SL:

**Argument A**

$$\begin{array}{l} P_1: P \vee Q \\ P_2: \sim P \\ \hline C: Q \end{array}$$
**Argument B**

$$\begin{array}{l} P_1: P \rightarrow Q \\ P_2: P \\ \hline C: Q \end{array}$$

These are both valid arguments. Go ahead and prove that for yourself by constructing the four-line truth tables. These particular valid arguments are examples of important kinds of arguments that are given special names. Argument A is an example of a kind of argument traditionally called *disjunctive syllogism*. In the system of proof we will develop later in the chapter, it will be given a newer name, *disjunction elimination* ( $\vee$ -E). Given a disjunction and the negation of one of the disjuncts, the other disjunct follows as a valid consequence. Argument B makes use of a different valid form: Given a conditional and its antecedent, the consequent follows as a valid consequence. This is traditionally called *modus ponens*. In our system it will be called *conditional elimination* ( $\rightarrow$ -E).

Both of the arguments above remain valid even if we substitute different sentence letters. You don't even need to run the truth tables again to see that these arguments are valid:

**Argument A\***

$$\begin{array}{l} P_1: A \vee B \\ P_2: \sim A \\ \hline C: B \end{array}$$
**Argument B\***

$$\begin{array}{l} P_1: A \rightarrow B \\ P_2: A \\ \hline C: B \end{array}$$

Replacing  $P$  with  $A$  and  $Q$  with  $B$  changes nothing (so long as we are sure to replace *every*  $P$  with an  $A$  and every  $Q$  with a  $B$ ). What's more interesting is that we can replace the individual sentence letters in Argument A and Argument B with longer sentences in SL and the arguments will still be valid, as long as we do the substitutions consistently. Here are two more perfectly valid instances of disjunction and conditional elimination.

**Argument A\*\***

$$\begin{array}{l} P_1: (C \& D) \vee (E \vee F) \\ P_2: \sim(C \& D) \\ \hline C: E \& F \end{array}$$
**Argument B\*\***

$$\begin{array}{l} P_1: (G \rightarrow H) \rightarrow (I \vee J) \\ P_2: (G \rightarrow H) \\ \hline C: I \vee J \end{array}$$

Again, you can check these using truth tables, although the 16 line truth tables begin to get tiresome. All of these arguments are what we call *substitution instances* of the same two logical

forms. We call them that because you get them by replacing the sentence letters with other sentences, either sentence letters or longer sentences in SL. A substitution instance cannot change the sentential connectives of a sentence, however. The sentential connectives are what makes the *logical form* of the sentence. We can write these logical forms using fancy script letters.

**Disjunction Elimination**  
(Disjunctive Syllogism)

P<sub>1</sub>:  $\mathcal{A} \vee \mathcal{B}$   
P<sub>2</sub>:  $\sim \mathcal{A}$   
C:  $\mathcal{B}$

**Conditional Elimination**  
(Modus Ponens)

P<sub>1</sub>:  $\mathcal{A} \rightarrow \mathcal{B}$   
P<sub>2</sub>:  $\mathcal{A}$   
C:  $\mathcal{B}$

As we explained in Chapter 6, the fancy script letters are *metavariables*. They are a part of our metalanguage and can refer to single sentence letters like  $P$  or longer sentences like  $A \leftrightarrow (B \& (C \vee D))$ .

Formally, we can define a SENTENCE FORM as a sentence in SL that contains one or more metavariables in place of sentence letters. A SUBSTITUTION INSTANCE of that sentence form is then a sentence created by consistently substituting sentences for one or more of the metavariables in the sentence form. Here “consistently substituting” means replacing all instances of the metavariable with the same sentence. You cannot replace instances of the same metavariable with different sentences, or leave a metavariable as it is, if you have replaced other metavariables of that same type. An ARGUMENT FORM is an argument that includes one or more sentence forms, and a SUBSTITUTION INSTANCE of the argument form is the argument obtained by consistently replacing the sentence forms in the argument form with their substitution instances.

Once we start identifying valid argument forms like this, we have a new way of showing that longer arguments are valid. Truth tables are fun, but doing the 1028 line truth table for an argument with 10 sentence letters would be tedious. Worse, we would never be sure we hadn’t made a little mistake in all those Ts and Fs. Part of the problem is that we have no way of knowing *why* the argument is valid. The table gives you very little insight into how the premises work together.

The aim of a *proof system* is to show that particular arguments are valid in a way that allows us to understand the reasoning involved in the argument. Instead of representing all the premises and the conclusion in one table, we break the argument up into steps. Each step is a basic argument form of the sort we saw above, like disjunctive syllogism or modus ponens. Suppose we are given the premises  $\sim L \rightarrow (J \vee L)$  and  $\sim L$  and wanted to show  $J$ . We can break this up into two smaller arguments, each of which is a substitution inference of a form we know is correct.

**Argument 1**

$$\begin{array}{l} P_1: \sim L \rightarrow (J \vee L) \\ P_2: \sim L \\ \hline C: J \vee L \end{array}$$
**Argument 2**

$$\begin{array}{l} P_1: J \vee L \\ P_2: \sim L \\ \hline C: J \end{array}$$

The first argument is a substitution instance of modus ponens and the second is a substitution instance of disjunctive syllogism, so we know they are both valid. Notice also that the conclusion of the first argument is the first premise of the second, and the second premise is the same in both arguments. Together, these arguments are enough to get us from  $\sim L \rightarrow (J \vee L)$  and  $\sim L$  to  $J$ .

These two arguments take up a lot of space, though. To complete our proof system, we need a system for showing clearly how simple steps can combine to get us from premises to conclusions. The system we will use in this book was devised by the American logician Frederic Brenton Fitch (1908–1987). We begin by writing our premises on numbered lines with a bar on the left and a little bar underneath to represent the end of the premises. Then we write “Want” on the side followed by the conclusion we are trying to reach. If we wanted to write out arguments 1 and 2 above, we would begin like this.

$$\begin{array}{l|l} 1 & \sim L \rightarrow (J \vee L) \\ 2 & \sim L \qquad \text{Want: } J \\ \hline & \end{array}$$

We then add the steps leading to the conclusion below the horizontal line, each time explaining off to the right why we are allowed to write the new line. This explanation consists of citing a rule and the prior lines the rule is applied to. In the example we have been working with we would begin like this

$$\begin{array}{l|l} 1 & \sim L \rightarrow (J \vee L) \\ 2 & \sim L \qquad \text{Want: } J \\ \hline 3 & J \vee L \qquad \rightarrow E 1, 2 \end{array}$$

and then go like this

$$\begin{array}{l|l} 1 & \sim L \rightarrow (J \vee L) \\ 2 & \sim L \qquad \text{Want: } J \\ \hline 3 & J \vee L \qquad \rightarrow E 1, 2 \\ 4 & J \qquad \vee E 2, 3 \end{array}$$

The little chart above is a *proof* that  $J$  follows from  $\sim L \rightarrow (J \vee L)$  and  $\sim L$ . We will also call proofs like this *derivations*. Formally, a **PROOF** is a sequence of sentences. The first sentences of the sequence are assumptions; these are the premises of the argument. Every sentence later in the



sequence follows from earlier sentences by one of the rules of proof. The final sentence of the sequence is the conclusion of the argument.

In the remainder of this chapter, we will develop a system for proving sentences in SL. Later, in Chapter 11, this will be expanded to cover Quantified Logic (QL). First, though, you should practice identifying substitution instances of sentences and longer rules.

## Practice Exercises

**Part A** For each problem, a sentence form is given in metavariables. Identify which of the sentences after it are legitimate substitution instances of that form.

(1)  $\mathcal{A} \& \mathcal{B}$ :

- a.  $P \vee Q$
- b.  $(A \rightarrow B) \& C$
- c.  $[(A \& B) \rightarrow (B \& A)]$   
 $\& (\sim A \& \sim B)$
- d.  $[(A \& B) \& C] \& D] \& F$
- e.  $(A \& B) \rightarrow C$

(2)  $\sim(\mathcal{P} \& \mathcal{Q})$

- a.  $\sim(A \& B)$
- b.  $\sim(A \& A)$
- c.  $\sim A \& B$
- d.  $\sim((\sim A \& B) \& (B \& \sim A))$
- e.  $\sim(A \rightarrow B)$

(3)  $\sim\mathcal{A}$

- a.  $\sim A \rightarrow B$
- b.  $\sim(A \rightarrow B)$
- c.  $\sim[(G \rightarrow (H \vee I)) \rightarrow G]$
- d.  $\sim G \& (\sim B \& \sim H)$
- e.  $\sim(G \& (B \& H))$

(4)  $\sim\mathcal{A} \rightarrow \mathcal{B}$

- a.  $\sim A \& B$
- b.  $\sim B \rightarrow A$
- c.  $\sim(X \& Y) \rightarrow (Z \vee B)$
- d.  $\sim(A \rightarrow B)$
- e.  $A \rightarrow \sim B$

(5)  $\sim\mathcal{A} \leftrightarrow \sim\mathcal{Z}$

- a.  $\sim(P \leftrightarrow Q)$
- b.  $\sim(P \leftrightarrow Q) \leftrightarrow \sim(Q \leftrightarrow P)$
- c.  $\sim H \rightarrow \sim G$
- d.  $\sim(A \& B) \leftrightarrow C$
- e.  $\sim[\sim(P \leftrightarrow Q) \leftrightarrow R] \leftrightarrow \sim S$

(6)  $(\mathcal{A} \& \mathcal{B}) \vee \mathcal{C}$

- a.  $(P \vee Q) \& R$
- b.  $(\sim M \& \sim D) \vee C$
- c.  $(D \& R) \& (I \vee D)$
- d.  $[(D \rightarrow O) \vee A] \& D$
- e.  $[(A \& B) \& C] \vee (D \vee A)$

(7)  $(\mathcal{A} \& \mathcal{B}) \vee \mathcal{A}$

- a.  $((C \rightarrow D) \& E) \vee A$
- b.  $(A \& A) \vee A$
- c.  $((C \rightarrow D) \& E) \vee (C \rightarrow D)$
- d.  $((G \& B) \& (Q \vee R)) \vee (G \& B)$
- e.  $(P \vee Q) \& P$

(9)  $\sim \mathcal{A} \vee (\mathcal{B} \& \sim \mathcal{B})$

- a.  $\sim P \vee (Q \& \sim P)$
- b.  $\sim A \vee (A \& \sim A)$
- c.  $(P \rightarrow Q) \vee [(P \rightarrow Q) \& \sim R]$
- d.  $\sim E \& (F \& \sim F)$
- e.  $\sim G \vee [(H \rightarrow G) \& \sim(H \rightarrow G)]$

(8)  $\mathcal{P} \rightarrow (\mathcal{P} \rightarrow \mathcal{Q})$

- a.  $A \rightarrow (B \rightarrow C)$
- b.  $(A \& B) \rightarrow [(A \& B) \rightarrow C]$
- c.  $(G \rightarrow B) \rightarrow [(G \rightarrow B) \rightarrow (G \rightarrow B)]$
- d.  $M \rightarrow [M \rightarrow (D \& (C \& M))]$
- e.  $(S \vee O) \rightarrow [(O \vee S) \rightarrow A]$

(10)  $(\mathcal{P} \vee \mathcal{Q}) \rightarrow \sim(\mathcal{P} \& \mathcal{Q})$

- a.  $A \rightarrow \sim B$
- b.  $(A \vee B) \rightarrow \sim(A \& B)$
- c.  $(A \vee A) \rightarrow \sim(A \& A)$
- d.  $[(A \& B) \vee (D \rightarrow E)] \rightarrow \sim[(A \& B) \& (D \rightarrow E)]$
- e.  $(A \& B) \rightarrow \sim(A \vee B)$

**Part B** For each problem, a sentence form is given in sentence variables. Identify which of the sentences after it are legitimate substitution instances of that form.

(1)  $\mathcal{P} \& \mathcal{P}$

- a.  $A \& B$
- b.  $D \vee D$
- c.  $Z \& Z$
- d.  $(Z \vee B) \& (Z \& B)$
- e.  $(Z \vee B) \& (Z \vee B)$

(2)  $\mathcal{O} \& (\mathcal{N} \& \mathcal{N})$

- a.  $A \& (B \& C)$
- b.  $A \& (A \& B)$
- c.  $(A \& B) \& B$
- d.  $A \& (B \& B)$
- e.  $(C \rightarrow D) \& (Q \& Q)$

(3)  $\mathcal{H} \rightarrow \mathcal{Z}$

- a.  $E \rightarrow E$
- b.  $G \rightarrow H$
- c.  $G \rightarrow (I \rightarrow K)$
- d.  $[(I \rightarrow K) \rightarrow G] \rightarrow A$
- e.  $G \& (I \rightarrow K)$

(4)  $\sim \mathcal{H} \& \mathcal{C}$

- a.  $H \& C$
- b.  $\sim(H \& C)$
- c.  $\sim Q \& R$
- d.  $R \& \sim Q$
- e.  $\sim(X \leftrightarrow Y) \& (Y \rightarrow Z)$

(5)  $\sim(\mathcal{G} \leftrightarrow \mathcal{M})$

- a.  $\sim(K \leftrightarrow K)$
- b.  $\sim K \leftrightarrow K$
- c.  $\sim((I \leftrightarrow K) \leftrightarrow (S \& S))$
- d.  $\sim(H \rightarrow (I \vee J))$
- e.  $\sim((H \vee F) \leftrightarrow (Z \rightarrow D))$

(6)  $(I \rightarrow \mathcal{W}) \vee \mathcal{W}$

- a.  $(D \vee E) \rightarrow E$
- b.  $(D \rightarrow E) \vee E$
- c.  $D \rightarrow (E \vee E)$
- d.  $((W \& L) \rightarrow L) \vee W$
- e.  $((W \& L) \rightarrow J) \vee J$

(7)  $\mathcal{M} \vee (\mathcal{A} \vee \mathcal{A})$

- a.  $A \vee (A \vee A)$
- b.  $(A \vee A) \vee A$
- c.  $C \vee (C \vee D)$
- d.  $(R \rightarrow K) \vee ((D \& G) \vee (D \& G))$
- e.  $(P \& P) \vee ((\sim H \& C) \vee (\sim H \& C))$

(8)  $\mathcal{A} \rightarrow \sim(\mathcal{G} \& \mathcal{G})$

- a.  $B \leftrightarrow \sim(G \& G)$
- b.  $O \rightarrow \sim(R \& D)$
- c.  $(H \rightarrow Z) \rightarrow (\sim D \& D)$
- d.  $(O \& (N \& N)) \rightarrow \sim(F \& F)$
- e.  $\sim D \& \sim((J \rightarrow J) \& (O \leftrightarrow O))$

(9)  $\sim((\mathcal{K} \rightarrow \mathcal{K}) \vee \mathcal{K}) \& \mathcal{G}$

- a.  $\sim(D \rightarrow D)(\vee D \& L)$
- b.  $\sim(D \rightarrow (D \vee (D \& L)))$
- c.  $\sim((D \rightarrow D) \vee D) \& L$
- d.  $((\sim K \rightarrow \sim K) \vee K) \& L$
- e.  $\sim((D \rightarrow D) \vee D) \& ((D \rightarrow D) \vee D)$

(10)  $(\mathcal{B} \leftrightarrow (\mathcal{N} \leftrightarrow \mathcal{N})) \vee \mathcal{N}$

- a.  $(B \leftrightarrow (N \leftrightarrow (N \& N))) \vee N$
- b.  $((E \& T) \leftrightarrow (V \leftrightarrow V)) \vee V$
- c.  $(B \leftrightarrow (N \& N)) \vee B$
- d.  $A \leftrightarrow (N \leftrightarrow (N \vee N))$
- e.  $((X \leftrightarrow N) \leftrightarrow N) \vee N$

**Part C** Use the following symbolization key in the gray bubble to create substitution instances of the sentences below.

$\mathcal{A} : B$	$\mathcal{B} : \sim C$	$\mathcal{C} : A \rightarrow B$	$\mathcal{D} : \sim(B \& C)$	$\mathcal{E} : D \leftrightarrow E$
-------------------	------------------------	---------------------------------	------------------------------	-------------------------------------

(1)  $\sim(\mathcal{A} \leftrightarrow \mathcal{B})$

(2)  $(\mathcal{B} \rightarrow \mathcal{C}) \& \mathcal{D}$

(3)  $\mathcal{D} \rightarrow (\mathcal{B} \& \sim \mathcal{B})$

(4)  $\sim \sim (C \vee \mathcal{E})$

(5)  $\sim \mathcal{C} \leftrightarrow (\sim \sim \mathcal{D} \& \mathcal{E})$

**Part D** Use the following symbolization key in the gray bubble to create substitution instances of the sentences below.

$$\mathcal{A} : I \vee (I \leftrightarrow V)$$

$$\mathcal{B} : C \leftrightarrow V$$

$$C : L \rightarrow X$$

$$\mathcal{D} : V$$

$$\mathcal{E} : U$$

- (1)  $\sim \mathcal{A} \rightarrow \sim \mathcal{B}$  (2)  $\sim(\mathcal{B} \& \mathcal{D})$   
 (3)  $(\mathcal{A} \rightarrow \mathcal{A}) \vee (C \rightarrow \mathcal{A})$  (4)  $[(\mathcal{A} \rightarrow \mathcal{B}) \rightarrow \mathcal{A}] \rightarrow \mathcal{A}$   
 (5)  $\mathcal{A} \& (\mathcal{B} \& (C \& (\mathcal{D} \& \mathcal{E})))$

**Part E** Decide whether the following are examples of  $\rightarrow$ E (modus ponens).

- (1)  $\begin{array}{l} P_1: A \rightarrow B \\ P_2: B \rightarrow C \\ \hline C: A \rightarrow C \end{array}$  (2)  $\begin{array}{l} P_1: P \& Q \\ P_2: P \\ \hline C: Q \end{array}$  (3)  $\begin{array}{l} P_1: P \rightarrow Q \\ \hline C: Q \end{array}$   
 (4)  $\begin{array}{l} P_1: D \rightarrow E \\ P_2: E \\ \hline C: D \end{array}$  (5)  $\begin{array}{l} P_1: (P \& Q) \rightarrow (Q \& V) \\ P_2: P \& Q \\ \hline C: Q \& V \end{array}$

**Part F** Decide whether the following are examples of  $\rightarrow$ E (modus ponens).

- (1)  $\begin{array}{l} P_1: C \rightarrow D \\ \hline C: C \end{array}$  (2)  $\begin{array}{l} P_1: (C \& L) \rightarrow (E \vee C) \\ P_2: C \& L \\ \hline C: E \vee C \end{array}$   
 (3)  $\begin{array}{l} P_1: \sim A \rightarrow B \\ P_2: \sim B \\ \hline C: B \end{array}$  (4)  $\begin{array}{l} P_1: X \rightarrow \sim Y \\ P_2: \sim Y \\ \hline C: \therefore X \end{array}$   
 (5)  $\begin{array}{l} P_1: G \rightarrow H \\ P_2: \sim H \\ \hline C: \sim G \end{array}$

**Part G** Decide whether the following are examples of disjunctive syllogism.

- |   |  |
|---|--|
| <p>(1) P<sub>1</sub>: <math>(A \rightarrow B) \vee (X \rightarrow Y)</math><br/> P<sub>2</sub>: <math>\sim A</math><br/> <hr style="width: 100%;"/> C: <math>X \rightarrow Y</math></p> | <p>(2) P<sub>1</sub>: <math>[(S \vee T) \vee U] \vee V</math><br/> P<sub>2</sub>: <math>\sim[(S \vee T) \vee U]</math><br/> <hr style="width: 100%;"/> C: <math>V</math></p> |
| <p>(3) P<sub>1</sub>: <math>P \vee Q</math><br/> P<sub>2</sub>: <math>P</math><br/> <hr style="width: 100%;"/> C: <math>\sim Q</math></p>   | <p>(4) P<sub>1</sub>: <math>\sim(A \vee B)</math><br/> P<sub>2</sub>: <math>\sim A</math><br/> <hr style="width: 100%;"/> C: <math>B</math></p>                              |
| <p>(5) P<sub>1</sub>: <math>(P \vee Q) \vee R</math><br/> <hr style="width: 100%;"/> C: <math>R</math></p>  |  |

**Part H** Decide whether the following are examples of disjunctive syllogism.

- |   |   |
|---|---|
| <p>(1) P<sub>1</sub>: <math>(C \&amp; D) \vee E</math><br/> P<sub>2</sub>: <math>(C \&amp; D)</math><br/> <hr style="width: 100%;"/> C: <math>E</math></p>              | <p>(2) P<sub>1</sub>: <math>(P \vee Q) \rightarrow R</math><br/> P<sub>2</sub>: <math>\sim(P \vee Q)</math><br/> <hr style="width: 100%;"/> C: <math>R</math></p> |
| <p>(3) P<sub>1</sub>: <math>X \vee (Y \rightarrow Z)</math><br/> P<sub>2</sub>: <math>\sim X</math><br/> <hr style="width: 100%;"/> C: <math>Y \rightarrow Z</math></p> | <p>(4) P<sub>1</sub>: <math>(P \vee Q) \vee R</math><br/> P<sub>2</sub>: <math>\sim P</math><br/> <hr style="width: 100%;"/> C: <math>Q</math></p>                |
| <p>(5) P<sub>1</sub>: <math>A \vee (B \vee C)</math><br/> P<sub>2</sub>: <math>\sim A</math><br/> <hr style="width: 100%;"/> C: <math>B \vee C</math></p>               |   |

## 8.2 Basic Rules for Sentential Logic

In designing a proof system, we could just start with disjunctive syllogism and modus ponens. Whenever we discovered a valid argument that could not be proved with rules we already had, we could introduce new rules. Proceeding in this way, we would have an unsystematic grab bag of rules. We might accidentally add some strange rules, and we would surely end up with more rules than we need.

Instead, we will develop what is called a SYSTEM OF NATURAL DEDUCTION. In a natural deduction system, there will be two rules for each logical operator: an introduction, and an elimination rule. The introduction rule will allow us to prove a sentence that has the operator you are “introducing” as its main connective. The elimination rule will allow us to prove something given a sentence that has the operator we are “eliminating” as the main logical operator.

In addition to the rules for each logical operator, we will also have a reiteration rule. If you already have shown something in the course of a proof, the reiteration rule allows you to repeat it on a new line. We can define the RULE OF REITERATION like this

Reiteration (R)

$$\begin{array}{l|l} m & \mathcal{A} \\ n & \mathcal{A} \quad \text{R } m \end{array}$$

This diagram shows how you can add lines to a proof using the rule of reiteration. As before, the script letters represent sentences of any length. The upper line shows the sentence that comes earlier in the proof, and the bottom line shows the new sentence you are allowed to write and how you justify it. The reiteration rule above is justified by one line, the line that you are reiterating. So the “R  $m$ ” on line 2 of the proof means that the line is justified by the reiteration rule (R) applied to line  $m$ . The letters  $m$  and  $n$  are variables, not real line numbers. In a real proof, they might be lines 5 and 7, or lines 1 and 2, or whatever. When we define the rule, however, we use variables to underscore the point that the rule may be applied to any line that is already in the proof.

Obviously, the reiteration rule will not allow us to show anything *new*. For that, we will need more rules. The remainder of this section will give six basic introduction and elimination rules. This will be enough to do some basic proofs in SL. Sections 4.3 through 4.5 will explain introduction rules involved in fancier kinds of derivation called conditional proof and indirect proof. The remaining sections of this chapter will develop our system of natural deduction further and give you tips for playing in it.

All of the rules introduced in this chapter are summarized starting on p. ??.

## Conjunction

Think for a moment: What would you need to show in order to prove  $E \& F$ ?

Of course, you could show  $E \& F$  by proving  $E$  and separately proving  $F$ . This holds even if the two conjuncts are not atomic sentences. If you can prove  $[(A \vee J) \rightarrow V]$  and  $[(V \rightarrow L) \leftrightarrow (F \vee N)]$ , then you have effectively proved  $[(A \vee J) \rightarrow V] \& [(V \rightarrow L) \leftrightarrow (F \vee N)]$ . So this will be our conjunction introduction rule, which we abbreviate  $\&I$ :

$$\begin{array}{l|l}
 m & \mathcal{A} \\
 n & \mathcal{B} \\
 & \mathcal{A} \& \mathcal{B} \quad \&I\ m, n
 \end{array}$$

$$\begin{array}{l|l}
 m & \mathcal{A} \\
 n & \mathcal{B} \\
 & \mathcal{B} \& \mathcal{A} \quad \&I\ m, n
 \end{array}$$

A line of proof must be justified by some rule, and here we have “&I  $m, n$ .” This means: Conjunction introduction applied to line  $m$  and line  $n$ . Again, these are variables, not real line numbers;  $m$  is some line and  $n$  is some other line. If you have  $K$  on line 8 and  $L$  on line 15, you can prove  $(K \& L)$  at some later point in the proof with the justification “&I 8, 15.”

We have written two versions of the rule to indicate that you can write the conjuncts in any order. Even though  $K$  occurs before  $L$  in the proof, you can derive  $(L \& K)$  from them using the right-hand version &I. You do not need to mark this in any special way in the proof.

Now, consider the elimination rule for conjunction. What are you entitled to conclude from a sentence like  $E \& F$ ? Surely, you are entitled to conclude  $E$ ; if  $E \& F$  were true, then  $E$  would be true. Similarly, you are entitled to conclude  $F$ . This will be our conjunction elimination rule, which we abbreviate &E:

$$\begin{array}{l|l}
 m & \mathcal{A} \& \mathcal{B} \\
 & \mathcal{A} \quad \&E\ m
 \end{array}$$

$$\begin{array}{l|l}
 m & \mathcal{A} \& \mathcal{B} \\
 & \mathcal{B} \quad \&E\ m
 \end{array}$$

When you have a conjunction on some line of a proof, you can use &E to derive either of the conjuncts. Again, we have written two versions of the rule to indicate that it can be applied to either side of the conjunction. The &E rule requires only one sentence, so we write one line number as the justification for applying it. For example, both of these moves are acceptable in derivations.

$$\begin{array}{l|l}
 4 & A \& (B \vee C) \\
 5 & A \quad \&E\ 4
 \end{array}$$

$$\begin{array}{l|l}
 10 & A \& (B \vee C) \\
 \dots & \dots \\
 15 & (B \& C) \quad \&E\ 10
 \end{array}$$

Some textbooks will only let you use &E on one side of a conjunction. They then make you *prove* that it works for the other side. We won't do this, because it is a pain in the neck.

Even with just these two rules, we can provide some proofs. Consider this argument.

$$\begin{array}{l}
 [(A \vee B) \rightarrow (C \vee D)] \& [(E \vee F) \rightarrow (G \vee H)] \\
 \therefore [(E \vee F) \rightarrow (G \vee H)] \& [(A \vee B) \rightarrow (C \vee D)]
 \end{array}$$

The main logical operator in both the premise and conclusion is a conjunction. Since the conjunction is symmetric, the argument is obviously valid. In order to provide a proof, we begin by writing down the premise. After the premises, we draw a horizontal line—everything below this line must be justified by a rule of proof. So the beginning of the proof looks like this:

$$1 \quad \left| \frac{[(A \vee B) \rightarrow (C \vee D)] \& [(E \vee F) \rightarrow (G \vee H)]}{\phantom{[(A \vee B) \rightarrow (C \vee D)] \& [(E \vee F) \rightarrow (G \vee H)]}} \right.$$

From the premise, we can get each of the conjuncts by  $\&E$ . The proof now looks like this:

$$\begin{array}{l|l} 1 & \frac{[(A \vee B) \rightarrow (C \vee D)] \& [(E \vee F) \rightarrow (G \vee H)]}{\phantom{[(A \vee B) \rightarrow (C \vee D)] \& [(E \vee F) \rightarrow (G \vee H)]}} \\ 2 & \frac{[(A \vee B) \rightarrow (C \vee D)]}{\phantom{[(A \vee B) \rightarrow (C \vee D)]}} \quad \&E\ 1 \\ 3 & \frac{[(E \vee F) \rightarrow (G \vee H)]}{\phantom{[(E \vee F) \rightarrow (G \vee H)]}} \quad \&E\ 1 \end{array}$$

The rule  $\&I$  requires that we have each of the conjuncts available somewhere in the proof. They can be separated from one another, and they can appear in any order. So by applying the  $\&I$  rule to lines 3 and 2, we arrive at the desired conclusion. The finished proof looks like this:

$$\begin{array}{l|l} 1 & \frac{[(A \vee B) \rightarrow (C \vee D)] \& [(E \vee F) \rightarrow (G \vee H)]}{\phantom{[(A \vee B) \rightarrow (C \vee D)] \& [(E \vee F) \rightarrow (G \vee H)]}} \\ 2 & \frac{[(A \vee B) \rightarrow (C \vee D)]}{\phantom{[(A \vee B) \rightarrow (C \vee D)]}} \quad \&E\ 1 \\ 3 & \frac{[(E \vee F) \rightarrow (G \vee H)]}{\phantom{[(E \vee F) \rightarrow (G \vee H)]}} \quad \&E\ 1 \\ 4 & \frac{[(E \vee F) \rightarrow (G \vee H)] \& [(A \vee B) \rightarrow (C \vee D)]}{\phantom{[(E \vee F) \rightarrow (G \vee H)] \& [(A \vee B) \rightarrow (C \vee D)]}} \quad \&I\ 3, 2 \end{array}$$

This proof is trivial, but it shows how we can use rules of proof together to demonstrate the validity of an argument form. Also: Using a truth table to show that this argument is valid would have required a staggering 256 lines, since there are eight sentence letters in the argument.

## Disjunction

If  $M$  were true, then  $M \vee N$  would also be true. So the disjunction introduction rule ( $\vee I$ ) allows us to derive a disjunction if we have one of the two disjuncts:

$$\begin{array}{l|l} m & \mathcal{A} \\ & \mathcal{A} \vee \mathcal{B} \quad \vee I\ m \end{array} \qquad \begin{array}{l|l} m & \mathcal{A} \\ & \mathcal{B} \vee \mathcal{A} \quad \vee I\ m \end{array}$$

Like the rule of conjunction elimination, this rule can be applied two ways. Also notice that  $\mathcal{B}$  can be *any* sentence whatsoever. So the following is a legitimate proof:

$$\begin{array}{l|l} 1 & M \\ 2 & \frac{M}{M \vee ((A \leftrightarrow B) \rightarrow (C \& D)) \leftrightarrow [E \& F]} \quad \vee I\ 1 \end{array}$$



This might seem odd. How can we prove a sentence that includes  $A$ ,  $B$ , and the rest, from the simple sentence  $M$ —which has nothing to do with the other letters? The secret here is to remember that all the new letters are on just one side of a disjunction, and nothing on that side of the disjunction has to be true. As long as  $M$  is true, we can add whatever we want after an  $\vee$  and the whole thing will continue to be true.

Now consider the disjunction elimination rule. What can you conclude from  $M \vee N$ ? You cannot conclude  $M$ . It might be  $M$ 's truth that makes  $M \vee N$  true, as in the example above, but it might not. From  $M \vee N$  alone, you cannot conclude anything about either  $M$  or  $N$  specifically. If you also knew that  $N$  was false, however, then you would be able to conclude  $M$ .

$$\begin{array}{l|l} m & \mathcal{A} \vee \mathcal{B} \\ n & \sim \mathcal{B} \\ & \mathcal{A} \quad \vee\text{E } m, n \end{array} \qquad \begin{array}{l|l} m & \mathcal{A} \vee \mathcal{B} \\ n & \sim \mathcal{A} \\ & \mathcal{B} \quad \vee\text{E } m, n \end{array}$$

We've seen this rule before: it is just disjunctive syllogism. Now that we are using a system of natural deduction, we are going to make it our rule for disjunction elimination ( $\vee\text{E}$ ). Once again, the rule works on both sides of the sentential connective.

## Conditionals and biconditionals

The rule for conditional introduction is complicated because it requires a whole new kind of proof, called conditional proof. We will deal with this in the next section. For now, we will only use the rule of conditional elimination.

Nothing follows from  $M \rightarrow N$  alone, but if we have both  $M \rightarrow N$  and  $M$ , then we can conclude  $N$ . This is another rule we've seen before: modus ponens. It now enters our system of natural deduction as the conditional elimination rule ( $\rightarrow\text{E}$ ).

$$\begin{array}{l|l} m & \mathcal{A} \rightarrow \mathcal{B} \\ n & \mathcal{A} \\ & \mathcal{B} \quad \rightarrow\text{E } m, n \end{array}$$

Biconditional elimination ( $\leftrightarrow\text{E}$ ) will be a double-barreled version of conditional elimination. If you have the left-hand subsentence of the biconditional, you can derive the right-hand subsentence. If you have the right-hand subsentence, you can derive the left-hand subsentence. This is the rule:

$$\begin{array}{l|l} m & \mathcal{A} \leftrightarrow \mathcal{B} \\ n & \mathcal{A} \\ & \mathcal{B} \quad \leftrightarrow\text{E } m, n \end{array}$$

$m$	$\mathcal{A} \leftrightarrow \mathcal{B}$	
$n$	$\mathcal{B}$	
	$\mathcal{A}$	$\leftrightarrow E\ m, n$

### Invalid argument forms

In section 4.1, in the last two problem parts (p. 218), we saw that sometimes an argument looks like a legitimate substitution instance of a valid argument form, but really isn't. For instance, the problem set C asked you to identify instances of modus ponens. Below I'm giving you two of the answers.

(5) Modus ponens

1. $(C \ \& \ L) \rightarrow (E \vee C)$	
2. $C \ \& \ L$	
$\therefore E \vee C$	

(7) *Not* modus ponens.

1. $D \rightarrow E$	
2. $E$	
$\therefore D$	

The argument on the left is an example of a valid argument, because it is an instance of modus ponens, while the argument on the right is an example of an invalid argument, because it is not an example of modus ponens. (We originally defined the terms valid and invalid on p. ??). Arguments like the one on the right, which try to trick you into thinking that they are instances of valid arguments, are called DEDUCTIVE FALLACIES. The argument on the right is specifically called the fallacy of AFFIRMING THE CONSEQUENT. In the system of natural deduction we are using in this textbook, modus ponens has been renamed “conditional elimination,” but it still works the same way. So you will need to be on the lookout for deductive fallacies like affirming the consequent as you construct proofs.

### Notation

The rules we have learned in this chapter give us enough to start doing some basic derivations in SL. This will allow us to prove things syntactically which would have been too cumbersome to prove using the semantic method of truth tables. We now need to introduce a few more symbols to be clear about what methods of proof we are using.

In Chapter 1, we used the three dots  $\therefore$  to indicate generally that one thing followed from another. In chapter 3 we introduced the double turnstile,  $\models$ , to indicate that one statement could be proven some others using truth tables. Now we are going to use a single turnstile,  $\vdash$ , to indicate that we can derive a statement from a bunch of premises, using the system of natural deduction we have begun to introduce in this section. Thus we will write  $\{\mathcal{A}, \mathcal{B}, \mathcal{C}\} \vdash \mathcal{D}$ , to

indicate that there is a derivation going from the premises  $\mathcal{A}$ ,  $\mathcal{B}$ , and  $\mathcal{C}$  to the conclusion  $\mathcal{D}$ . Note that these are metavariables, so I could be talking about any sentences in SL.

The single turnstile will work the same way the double turnstile did. So, in addition to the uses of the single turnstile above we can write  $\vdash \mathcal{A}$  to indicate that  $\mathcal{A}$  can be proven a tautology using syntactic methods. We can write  $\mathcal{A} \dashv\vdash \mathcal{B}$  to say that  $\mathcal{A}$  and  $\mathcal{B}$  can be proven logically equivalent using these derivations. You will learn how to do these later things at the end of the chapter. In the meantime, we need to practice our basic rules of derivation.

## Practice Exercises

**Part A** Some of the following arguments are legitimate instances of our six basic inference rules. The others are either invalid arguments or valid arguments that are still illegitimate because they would take multiple steps using our basic inference rules. For those that are legitimate, mark the rule that they are instances of. Mark those that are not “invalid or illegitimate argument.”

$$(1) \begin{array}{l} P_1: R \vee S \\ \hline C: S \end{array}$$

$$(2) \begin{array}{l} P_1: (A \rightarrow B) \vee (B \rightarrow A) \\ P_2: A \rightarrow B \\ \hline C: B \rightarrow A \end{array}$$

$$(3) \begin{array}{l} P_1: P \& (Q \vee R) \\ \hline C: R \end{array}$$

$$(4) \begin{array}{l} P_1: P \& (Q \& R) \\ \hline C: P \end{array}$$

$$(5) \begin{array}{l} P_1: A \\ \hline C: P \& (Q \rightarrow A) \end{array}$$

$$(6) \begin{array}{l} P_1: A \\ P_2: B \& C \\ \hline C: (A \& B) \& C \end{array}$$

$$(7) \begin{array}{l} P_1: (X \& Y) \leftrightarrow (Z \& W) \\ P_2: Z \& W \\ \hline C: X \& Y \end{array}$$

$$(8) \begin{array}{l} P_1: ((L \rightarrow M) \rightarrow N) \rightarrow O \\ P_2: L \\ \hline C: M \end{array}$$

**Part B** Some of the following arguments are legitimate instances of our six basic inference rules. The others are either invalid arguments or valid arguments that are still illegitimate because they would take multiple steps using our basic inference rules. For those that are legitimate, mark the rule that they are instances of. Mark those that are not “invalid or illegitimate argument.”

$$(1) \begin{array}{l} P_1: A \& B \\ \hline C: A \end{array}$$

$$(2) \begin{array}{l} P_1: A \rightarrow (B \& (C \vee D)) \\ P_2: A \\ \hline C: B \& (C \vee D) \end{array}$$

$$(3) \begin{array}{l} P_1: P \& (Q \& R) \\ \hline C: R \end{array}$$

$$(4) \begin{array}{l} P_1: P \\ \hline C: P \vee [A \& (B \leftrightarrow C)] \end{array}$$

$$(5) \begin{array}{l} P_1: M \\ P_2: D \& C \\ \hline C: M \& (D \& C) \end{array}$$

$$(6) \begin{array}{l} P_1: (X \& Y) \rightarrow (Z \& W) \\ P_2: Z \& W \\ \hline C: X \& Y \end{array}$$

$$(7) \begin{array}{l} P_1: (X \& Y) \rightarrow (Z \& W) \\ P_2: \sim(X \& Y) \\ \hline C: \sim(Z \& W) \end{array}$$

$$(8) \begin{array}{l} P_1: ((L \rightarrow M) \rightarrow N) \rightarrow O \\ P_2: (L \rightarrow M) \rightarrow N \\ \hline C: O \end{array}$$

**Part C** Fill in the missing pieces in the following proofs. Some are missing the justification column on the right. Some are missing the left column that contains the actual steps, and some are missing lines from both columns.

$$(1) \begin{array}{l|l} 1 & W \rightarrow \sim B \\ 2 & A \& W \\ 3 & B \vee (J \& K) \\ \hline 4 & W \\ 5 & \sim B \\ 6 & J \& K \\ 7 & K \end{array} \quad \text{Want: } K$$

$$(2) \begin{array}{l|l} 1 & W \& B \\ 2 & E \& Z \\ \hline 3 & \\ 4 & \\ 5 & W \& Z \end{array} \quad \begin{array}{l} \text{Want: } W \& Z \\ \& E 1 \\ \& E 2 \end{array}$$

(3)	1	$(A \& B) \& C$	Want: $A \& (B \& C)$	(4)	1	$(\sim A \& B) \rightarrow C$	
	2	$A \& B$			2	$\sim A$	
	3	$C$			3	$A \vee B$	Want: $C$
	4	$A$			4	<hr style="width: 100%;"/>	$\vee E$ 2, 3
	5	$B$			5		$\&I$ 2, 4
	6	$B \& C$			6		$\rightarrow E$ 1, 5
	7	$A \& (B \& C)$					

(5)	1	$\sim A \& (\sim B \& C)$	
	2	$C \rightarrow (D \& (B \vee E))$	
	3	$(E \& \sim A) \rightarrow F$	Want: $D \& F$
	4	<hr style="width: 100%;"/>	$\&E$ 1
	5	$\sim B \& C$	
	6		$\&E$ 5
	7	$C$	
	8		$\rightarrow E$ 2, 7
	9	$D$	
	10		$\&E$ 8
	11	$E$	
	12		$\&I$ 4, 11
	13	$F$	
	14		$\&I$ 8, 13

**Part D** Fill in the missing pieces in the following proofs. Some are missing the justification column on the right. Some are missing the left column that contains the actual steps, and some are missing lines from both columns.

(1)	1	$A \& \sim B$	
	2	$A \rightarrow \sim C$	
	3	$B \vee (C \vee D)$	Want: $D$
	4	_____	$\&E$ 1
	5	_____	$\&E$ 1
	6	_____	$\rightarrow E$ 2, 4
	7	_____	$\vee E$ 3, 5
	8	_____	$\vee E$ 6, 7

(2)	1	$W \vee V$	
	2	$I \& (\sim Z \rightarrow \sim W)$	
	3	$I \rightarrow \sim Z$	Want: $I \& V$
	4	_____	$\&E$ 2
	5	_____	$\&E$ 2
	6	$\sim Z$	
	7	_____	$\rightarrow E$ 5, 6
	8	$V$	
	9	_____	$\&I$ 4, 8

(3)	1	$\sim P \& S) \leftrightarrow S$	
	2	$S \& (P \vee Q)$	Want: $Q$
	3	_____	
	4	$P \vee Q$	
	5	$\sim P \& S$	
	6	$\sim P$	
	7	$Q$	

(4)	1	$C \rightarrow (A \rightarrow B)$	
	2	$D \vee C$	
	3	$\sim D$	Want: $A \rightarrow B$
	4	_____	$\vee E$ 2, 3
	5	_____	$\rightarrow E$ 1, 4

(5)	1	$X \& (Y \& Z)$	Want: $(X \vee A) \& [(Y \vee B) \& (Z \& C)]$
	2		$\&E$ 1
	3		$\&E$ 1
	4		$\&E$ 3
	5		$\&E$ 3
	6		$\vee I$ 2
	7		$\vee I$ 4
	8		$\vee I$ 5
	9		$\&I$ 7, 8
	10		$\&I$ 6, 9

**Part E** Derive the following.

- (1)  $\{A \rightarrow B, A\} \vdash A \& B$
- (2)  $\{A \leftrightarrow D, C, [(A \leftrightarrow D) \& C] \rightarrow (C \leftrightarrow B)\} \vdash B$
- (3)  $\{A \leftrightarrow B, B \leftrightarrow C, C \rightarrow D, A\} \vdash D$
- (4)  $\{(A \rightarrow \sim B) \& A, B \vee C\} \vdash C$
- (5)  $\{(A \rightarrow B) \vee (C \rightarrow (D \& E)), \sim(A \rightarrow B), C\} \vdash D$
- (6)  $\{C \vee (B \& A), \sim C\} \vdash A \vee A$
- (7)  $\{A \vee B, \sim A, \sim B\} \vdash C$

**Part F** Derive the following.

- (1)  $\{A \& B, B \rightarrow C\} \vdash A \& (B \& C)$
- (2)  $\{(P \vee R) \& (S \vee R), \sim R \& Q\} \vdash P \& (Q \vee R)$

- (3)  $\{(X \& Y) \rightarrow Z, X \& W, W \rightarrow Y\} \vdash Z$   
 (4)  $\{A \vee (B \vee G), A \vee (B \vee H), \sim A \& \sim B\} \vdash G \& H$   
 (5)  $\{P \& (Q \& \sim R), R \vee T\} \vdash T \vee S$   
 (6)  $\{((A \rightarrow D) \vee B) \vee C, \sim C, \sim B, A\} \vdash D$   
 (7)  $\{A \vee \sim \sim B, \sim B \vee \sim C, C \vee A, \sim A\} \vdash D$

**Part G** Derive the following.

- (1)  $H \& A \vdash A \& H$   
 (2)  $\{P \vee Q, D \rightarrow E, \sim P \& D\} \vdash E \& Q$   
 (3)  $\{\sim A \rightarrow (A \vee \sim C), \sim A, \sim C \leftrightarrow D\} \vdash D$   
 (4)  $\{\sim A \& C, A \vee B, (B \& C) \rightarrow (D \& E)\} \vdash D$   
 (5)  $\{A \rightarrow (B \rightarrow (C \rightarrow D)), A \& (B \& C)\} \vdash D$   
 (6)  $\{E \vee F, F \vee G, \sim F\} \vdash E \& G$   
 (7)  $\{X \& (Z \vee Y), \sim Z, Y \rightarrow \sim X\} \vdash A$

**Part H** Derive the following.

- (1)  $\{P \leftrightarrow (Q \leftrightarrow R), P, P \rightarrow R\} \vdash Q$   
 (2)  $\{A \rightarrow (B \rightarrow C), A, B\} \vdash C$   
 (3)  $\{(X \vee A) \rightarrow \sim Y, Y \vee (Z \& Q), X\} \vdash Z$   
 (4)  $\{A \& (B \& C), A \& D, B \& E\} \vdash D \& (E \& C)$   
 (5)  $\{A \& (B \vee \sim C), \sim B \& (C \vee E), E \rightarrow D\} \vdash D$   
 (6)  $\{A \rightarrow B, B \rightarrow C, C \rightarrow A, B, \sim A\} \vdash D$   
 (7)  $\{\sim A \& B, A \vee P, A \vee Q, B \rightarrow R\} \vdash P \& (Q \& R)$

**Part I** Translate the following arguments into SL and then show that they are valid. Be sure to write out your dictionary.

- (1) If Professor Plum did it, he did it with the rope in the kitchen. Either Professor Plum or Miss Scarlett did it, and it wasn't Miss Scarlett. Therefore the murder was in the kitchen.



- (2) If you are going to replace the bathtub, you might as well redo the whole bathroom. If you redo the whole bathroom, you will have to replace all the plumbing on the north side of the house. You will spend a lot of money on this project if and only if you replace the plumbing on the north side of the house. You are definitely going to replace the bathtub. Therefore you will spend a lot of money on this project.

**Part J** Translate the following arguments into SL and then show that they are valid. Be sure to write out your dictionary.

- (1) Either Caroline is happy, or Joey is happy, but not both. If Joey teases Caroline, she is not happy. Joey is teasing Caroline. Therefore, Joey is happy.
- (2) Either grass is green or one of two other things: the sky is blue or snow is white. If my lawn is brown, the sky is gray, and if the sky is gray, it is not blue. If my lawn is brown, then grass is not green, and on top of that my lawn is brown. Therefore snow is white.

## 8.3 Conditional Proof

So far we have introduced introduction and elimination rules for the conjunction and disjunction, and elimination rules for the conditional and biconditional, but we have no introduction rules for conditionals and biconditionals, and no rules at all for negations. That's because these other rules require fancy kinds of derivations that involve putting proofs inside proofs. In this section, we will look at one of these kinds of proof, called conditional proof.

### Conditional introduction

Consider this argument:

1.  $R \vee F$   


---

 $\therefore \sim R \rightarrow F$

The argument is valid. You can use the truth table to check it. Unfortunately, we don't have a way to prove it in our syntactic system of derivation. To help us see what our rule for conditional introduction should be, we can try to figure out what new rule would let us prove this obviously true argument.

Let's start the proof in the usual way, like this:

- 1  $\left| \begin{array}{l} R \vee F \\ \hline \end{array} \right.$  Want:  $\sim R \rightarrow F$

If we had  $\sim R$  as a further premise, we could derive  $F$  by the  $\vee E$  rule. But sadly, we do not have  $\sim R$  as a premise, and we can't derive it directly from the premise we do have—so we cannot simply prove  $F$ . What we will do instead is start a *subproof*, a proof within the main proof. When we start a subproof, we draw another vertical line to indicate that we are no longer in the main proof. Then we write in an assumption for the subproof. This can be anything we want. Here, it will be helpful to assume  $\sim R$ . Our proof now looks like this:

1	$R \vee F$	Want: $\sim R \rightarrow F$
2	<div style="border-left: 1px solid black; padding-left: 10px;"><math>\sim R</math></div>	Assumption for CD, Want: F

It is important to notice that we are not claiming to have proved  $\sim R$ . We do not need to write in any justification for the assumption line of a subproof. You can think of the subproof as posing the question: What could we show *if*  $\sim R$  were true? For one thing, we can derive  $F$ . To make this completely clear, I have annotated line 2 “Assumption for CD,” to indicate that this is an additional assumption we are making because we are using conditional derivation (CD). I have also added “Want: F” because that is what we will want to show during the subderivation. In the future I won't always include all this information in the annotation. But for now we will use it to be completely clear on what we will be doing.

So now let's go ahead and show F in the subderivation.

1	$R \vee F$	Want: $\sim R \rightarrow F$
2	<div style="border-left: 1px solid black; padding-left: 10px;"><math>\sim R</math></div>	Assumption for CD, Want: F
3	<div style="border-left: 1px solid black; padding-left: 10px;"><math>F</math></div>	$\vee E$ 1, 2

This has shown that *if* we had  $\sim R$  as a premise, *then* we could prove  $F$ . In effect, we have proven  $\sim R \rightarrow F$ . So the conditional introduction rule ( $\rightarrow I$ ) will allow us to close the subproof and derive  $\sim R \rightarrow F$  in the main proof. Our final proof looks like this:

1	$R \vee F$	Want: $\sim R \rightarrow F$
2	<div style="border-left: 1px solid black; padding-left: 10px;"><math>\sim R</math></div>	Assumption for CD, Want: F
3	<div style="border-left: 1px solid black; padding-left: 10px;"><math>F</math></div>	$\vee E$ 1, 2
4	$\sim R \rightarrow F$	$\rightarrow I$ 2-3

Notice that the justification for applying the  $\rightarrow I$  rule is the entire subproof. Usually that will be more than just two lines.

Now that we have that example, let's lay out more precisely the rules for subproofs and then give the formal schemes for the rule of conditional and biconditional introduction.

RULE 1 You can start a subproof on any line, except the last one, and introduce any assumptions with that subproof.

RULE 2 All subproofs must be closed by the time the proof is over.

RULE 3 Subproofs may closed at any time. Once closed, they can be used to justify  $\rightarrow$ I,  $\leftrightarrow$ I,  $\sim$ E, and  $\sim$ I.

RULE 4 Nested subproofs must be closed before the outer subproof is closed.

RULE 5 Once the subproof is closed, lines in the subproof cannot be used in later justifications.

Rule 1 gives you great power. You can assume anything you want, at any time. But with great power, comes great responsibility, and rules 2–5 explain what your responsibilities are. Making an assumption creates the burden of starting a subproof, and subproofs must end before the proof is done. (That’s why we can’t start a subproof on the last line.) Closing a subproof is called *discharging* the assumptions of that subproof. So we can summarize your responsibilities this way: You cannot complete a proof until you have discharged all of the assumptions introduced in subproofs. Once the assumptions are discharged, you can use the whole subproof as a justification, but not the individual lines. So you need to know going into the subproof what you are going to use it for once you get out. As in so many parts of life, you need an exit strategy.

With those rules for subproofs in mind, the  $\rightarrow$ I rule looks like this:

$$\begin{array}{l|l|l} m & | & \mathcal{A} \quad \text{want } \mathcal{B} \\ n & | & \mathcal{B} \\ & | & \mathcal{A} \rightarrow \mathcal{B} \quad \rightarrow\text{I } m-n \end{array}$$

You still might think this gives us too much power. In logic, the ultimate sign you have too much power is that given any premise  $\mathcal{A}$  you can prove any conclusion  $\mathcal{B}$ . Fortunately, our rules for subproofs don’t let us do this. Imagine a proof that looks like this:

$$\begin{array}{l|l} 1 & | \mathcal{A} \\ 2 & | \mathcal{B} \end{array}$$

It may seem as if a proof like this will let you reach any conclusion  $\mathcal{B}$  from any premise  $\mathcal{A}$ . But this is not the case. By rule 2, in order to complete a proof, you must close all of the subproofs, and we haven’t done that. A subproof is only closed when the vertical line for that subproof ends. To put it another way, you can’t end a proof and still have two vertical lines going.

You still might think this system gives you too much power. Maybe we can try closing the subproof and writing  $\mathcal{B}$  in the main proof, like this

$$\begin{array}{l|l}
 1 & \mathcal{A} \\
 \hline
 2 & | \mathcal{B} \\
 3 & | \mathcal{B} \quad \text{R 2} \\
 4 & \mathcal{B} \quad \text{R 3}
 \end{array}$$

But this is wrong, too. By rule 5, once you close a subproof, you cannot refer back to individual lines inside it.

Of course, it is legitimate to do this:

$$\begin{array}{l|l}
 1 & \mathcal{A} \\
 \hline
 2 & | \mathcal{B} \\
 3 & | \mathcal{B} \quad \text{R 2} \\
 4 & \mathcal{B} \rightarrow \mathcal{B} \quad \rightarrow\text{I 2-3}
 \end{array}$$

This should not seem so strange, though. Since  $\mathcal{B} \rightarrow \mathcal{B}$  is a tautology, no particular premises should be required to validly derive it. (Indeed, as we will see, a tautology follows from any premises.)

When we introduce a subproof, we typically write what we want to derive in the right column, just like we did in the first example in this section. This is just so that we do not forget why we started the subproof if it goes on for five or ten lines. There is no “want” rule. It is a note to ourselves and not formally part of the proof.

Having an exit strategy when you launch a subproof is crucial. Even if you discharge an assumption properly, you might wind up with a final line that doesn’t do you any good. In order to derive a conditional by  $\rightarrow\text{I}$ , for instance, you must assume the antecedent of the conditional in a subproof. The  $\rightarrow\text{I}$  rule also requires that the consequent of the conditional be the first line after the subproof ends. Pick your assumptions so that you wind up with a conditional that you actually need. It is always permissible to close a subproof and discharge its assumptions, but it will not be helpful to do so until you get what you want.

Now that we have the rule for conditional introduction, consider this argument:

$$\begin{array}{l}
 1. P \rightarrow Q \\
 2. Q \rightarrow R \\
 \hline
 \therefore P \rightarrow R
 \end{array}$$

We begin the proof by writing the two premises as assumptions. Since the main logical operator in the conclusion is a conditional, we can expect to use the  $\rightarrow\text{I}$  rule. For that, we need a subproof—so we write in the antecedent of the conditional as an assumption of a subproof:

$$\begin{array}{l|l}
 1 & P \rightarrow Q \\
 2 & Q \rightarrow R \\
 \hline
 3 & \boxed{P}
 \end{array}$$

We made  $P$  available by assuming it in a subproof, allowing us to use  $\rightarrow E$  on the first premise. This gives us  $Q$ , which allows us to use  $\rightarrow E$  on the second premise. Having derived  $R$ , we close the subproof. By assuming  $P$  we were able to prove  $R$ , so we apply the  $\rightarrow I$  rule and finish the proof.

$$\begin{array}{l|l|l}
 1 & P \rightarrow Q & \\
 2 & Q \rightarrow R & \\
 \hline
 3 & \boxed{P} & \text{want } R \\
 4 & \boxed{Q} & \rightarrow E 1, 3 \\
 5 & \boxed{R} & \rightarrow E 2, 4 \\
 6 & P \rightarrow R & \rightarrow I 3-5
 \end{array}$$

## Biconditional introduction

Just as the rule for biconditional elimination was a double-headed version of conditional elimination, our rule for biconditional introduction is a double-headed version of conditional introduction. In order to derive  $W \leftrightarrow X$ , for instance, you must be able to prove  $X$  by assuming  $W$  and prove  $W$  by assuming  $X$ . The biconditional introduction rule ( $\leftrightarrow I$ ) requires two subproofs. The subproofs can come in any order, and the second subproof does not need to come immediately after the first—but schematically, the rule works like this:

$$\begin{array}{l|l|l}
 m & \boxed{\mathcal{A}} & \text{want } \mathcal{B} \\
 n & \boxed{\mathcal{B}} & \\
 p & \boxed{\mathcal{B}} & \text{want } \mathcal{A} \\
 q & \boxed{\mathcal{A}} & \\
 \hline
 & \mathcal{A} \leftrightarrow \mathcal{B} & \leftrightarrow I m-n, p-q
 \end{array}$$

We will call any proof that uses subproofs and either  $\rightarrow I$  or  $\leftrightarrow I$  **CONDITIONAL PROOF**. By contrast, the first kind of proof you learned, where you only use the six basic rules, will be called **DIRECT PROOF**. In section 4.3 we will learn the third and final kind of proof *indirect proof*. But for now you should practice conditional proof.

## Practice Exercises

**Part A** Fill in the blanks in the following proofs. Be sure to include the “Want” line for each subproof.

(1)	1	$\sim P \rightarrow (Q \vee R)$	
	2	$P \vee \sim Q$	Want: $\sim P \rightarrow R$
	3	$\sim P$	Want:
	4	$Q \vee R$	
	5		$\vee E$ 2, 3
	6	$R$	
	7	$\sim P \rightarrow R$	
(2)	1	$A \vee B$	
	2	$B \rightarrow (B \rightarrow \sim A)$	Want: $\sim A \leftrightarrow B$
	3	$\sim A$	Want:
	4		$\vee E$ 1, 3
	5	$B$	Want:
	6	$B \rightarrow \sim A$	
	7		$\rightarrow E$ 5, 6
	8	$\sim A \leftrightarrow B$	

**Part B** Fill in the blanks in the following proofs. Be sure to include the “Want” line for each subproof.

(1)

1	$B \rightarrow \sim D$	
2	$A \rightarrow (D \vee C)$	Want: $A \rightarrow (B \rightarrow C)$
3	$A$	
4		Want: C
5		$\rightarrow E$ 2, 3
6		$\rightarrow E$ 1, 4
7		$\vee E$ 5, 6
8		$\rightarrow I$ 4-7
9		$\rightarrow E$ 3-8
(2)		
1	$(G \vee H) \rightarrow (S \& T)$	
2	$(T \vee U) \rightarrow (C \vee D)$	Want: $G \rightarrow C$
3		Want: C
4		$G \vee H$
5		$\rightarrow I$ 1, 4
6		$T$
7		$\vee I$ 6
8		$C \& D$
9		$\& E$ 8
10		$\rightarrow I$ 3-9

**Part C** Derive the following

- (1)  $K \& L \vdash K \leftrightarrow L$
- (2)  $\{A \leftrightarrow B, B \leftrightarrow C\} \vdash A \leftrightarrow C$
- (3)  $\{X \leftrightarrow (A \& B), B \leftrightarrow Y, B \rightarrow A\} \vdash X \leftrightarrow Y$
- (4)  $\{K \vdash S \rightarrow (T \rightarrow S)$
- (5)  $\{\sim W \& \sim E, Q \leftrightarrow D\} \vdash (W \vee Q) \leftrightarrow (E \vee D)$

**Part D** Derive the following

- (1)  $A \rightarrow (B \rightarrow C) \vdash (A \& B) \rightarrow C$   
 (2)  $\{M \rightarrow (K \rightarrow L), (L \vee N) \rightarrow J\} \vdash M \rightarrow (K \rightarrow J)$   
 (3)  $\{\sim A, (B \& C) \rightarrow D\} \vdash (A \vee B) \rightarrow (C \rightarrow D)$   
 (4)  $\{(K \rightarrow K) \rightarrow R, (R \vee M) \rightarrow N\} \vdash N$   
 (5)  $\{(A \& B) \leftrightarrow D, D \leftrightarrow (X \& Y), C \leftrightarrow Z\} \vdash A \& (B \& C) \leftrightarrow X \& (Y \& Z)$

## 8.4 Indirect Proof

The last two rules we need to discuss are negation introduction ( $\sim$ I) and negation elimination ( $\sim$ E). As with the rules of conditional and biconditional introduction, we have put off explaining the rules, because they require launching subproofs. In the case of negation introduction and elimination, these subproofs are designed to let us perform a special kind of derivation classically known as *reductio ad absurdum*, or simply *reductio*.

A *reductio* in logic is a variation on a tactic we use in ordinary arguments all the time. In arguments we often stop to imagine, for a second, that what our opponent is saying is true, and then realize that it has unacceptable consequences. In so-called “slippery slope” arguments or “arguments from consequences,” we claim that doing one thing will lead us to doing another thing which would be horrible. For instance, you might argue that legalizing physician assisted suicide for some patients might lead to the involuntary termination of lots of other sick people. These arguments are typically not very good, but they have a basic pattern which we can make rigorous in our logical system. These arguments say “if my opponent wins, all hell will break loose.” In logic the equivalent of all hell breaking loose is asserting a contradiction. The worst thing you can do in logic is contradict yourself. The equivalent of our opponent being right in logic would be that a sentence we are trying to prove true turns out to be false (or alternately, that a sentence we are trying to prove false turns out to be true.) So, in developing the rules for *reductio ad absurdum*, we need to find a way to say “if this sentence were false (or true), we would have to assert a contradiction.”

In our system of natural deduction, this kind of proof will be known as **INDIRECT PROOF**. The basic rules for negation will allow for arguments like this. If we assume something and show that it leads to contradictory sentences, then we have proven the negation of the assumption. This is the negation introduction ( $\sim$ I) rule:

$m$	$\mathcal{A}$	for reductio		$m$	$\mathcal{A}$	for reductio
$n$	$\mathcal{B}$			$n$	$\sim \mathcal{B}$	
$n + 1$	$\sim \mathcal{B}$			$n + 1$	$\mathcal{B}$	
$n + 2$	$\sim \mathcal{A}$	$\sim$ I $m-n+1$		$n + 2$	$\sim \mathcal{A}$	$\sim$ I $m-n+1$



For the rule to apply, the last two lines of the subproof must be an explicit contradiction: either the second sentence is the direct negation of the first, or vice versa. We write “for reductio” as a note to ourselves, a reminder of why we started the subproof. It is not formally part of the proof, and you can leave it out if you find it distracting.

To see how the rule works, suppose we want to prove a law of double negation  $A \therefore \sim\sim A$

1	A	Want: $\sim\sim A$
2	$\sim A$	for reductio
3	A	R 1
4	$\sim A$	R 2
5	$\sim\sim A$	$\sim I$ 2-4

The  $\sim E$  rule will work in much the same way. If we assume  $\sim\mathcal{A}$  and show that it leads to a contradiction, we have effectively proven  $\mathcal{A}$ . So the rule looks like this:

$m$	$\sim\mathcal{A}$	for reductio	$m$	$\sim\mathcal{A}$	for reductio
$n$	$\mathcal{B}$		$n$	$\sim\mathcal{B}$	
$n+1$	$\sim\mathcal{B}$		$n+1$	$\mathcal{B}$	
$n+2$	$\mathcal{A}$	$\sim E$ $m-n+1$	$n+2$	$\mathcal{A}$	$\sim E$ $m-n+1$

Here is a simple example of negation elimination at work. We can show  $L \leftrightarrow \sim O, L \vee \sim O \therefore L$  by assuming  $\sim L$ , deriving a contradiction, and then using  $\sim E$ .

1	$L \leftrightarrow \sim O$	
2	$L \vee \sim O$	Want: $L$
3	$\sim L$	for reductio
4	$\sim O$	$\vee E$ 2, 3
5	$L$	$\leftrightarrow E$ 1, 4
6	$\sim L$	R 3
7	$L$	$\sim E$ 3-6

With the addition of  $\sim E$  and  $\sim I$ , our system of natural deduction is complete. We can now prove that any valid argument is actually valid. This is really where the fun begins.

One important bit of strategy. Sometimes, you will launch a subproof right away by assuming the negation of the conclusion to the whole argument. Other times, you will use a subproof to get

a piece of the conclusion you want, or some stepping stone to the conclusion you want. Here's a simple example. Suppose you were asked to show that this argument is valid:  
 $\sim(A \vee B) \therefore \sim A \& \sim B$ . (The argument, by the way, is part of DeMorgan's Laws, some very useful equivalences which we will see more of later on.)

You need to set up the proof like this.

1	$\sim(A \vee B)$	Want $\sim A \& \sim B$
---	------------------	-------------------------

Since you are trying to show  $\sim A \& \sim B$ , you could open a subproof with  $\sim(\sim A \& \sim B)$  and try to derive a contradiction, but there is an easier way to do things. Since you are trying to prove a conjunction, you can set out to prove each conjunct separately. Each conjunct, then, would get its own reductio. Let's start by assuming  $A$  in order to show  $\sim A$

1	$\sim(A \vee B)$	Want $\sim A \& \sim B$		
2	<table style="border-collapse: collapse; margin-left: 1em;"> <tr> <td style="border-left: 1px solid black; padding-left: 5px;"><math>A</math></td> <td style="padding-left: 10px;">for reductio</td> </tr> </table>	$A$	for reductio	
$A$	for reductio			
3	<table style="border-collapse: collapse; margin-left: 1em;"> <tr> <td style="border-left: 1px solid black; padding-left: 5px; border-bottom: 1px solid black;"><math>A \vee B</math></td> <td style="padding-left: 10px;"><math>\vee</math>I 2</td> </tr> </table>	$A \vee B$	$\vee$ I 2	
$A \vee B$	$\vee$ I 2			
4	<table style="border-collapse: collapse; margin-left: 1em;"> <tr> <td style="border-left: 1px solid black; padding-left: 5px;"><math>\sim(A \vee B)</math></td> <td style="padding-left: 10px;">R 1</td> </tr> </table>	$\sim(A \vee B)$	R 1	
$\sim(A \vee B)$	R 1			
5	$\sim A$	$\sim$ I 2-4		

We can then finish the proof by showing  $\sim B$  and putting it together with  $\sim A$  and conjunction introduction.

1	$\sim(A \vee B)$	Want $\sim A \& \sim B$		
2	<table style="border-collapse: collapse; margin-left: 1em;"> <tr> <td style="border-left: 1px solid black; padding-left: 5px;"><math>A</math></td> <td style="padding-left: 10px;">for reductio</td> </tr> </table>	$A$	for reductio	
$A$	for reductio			
3	<table style="border-collapse: collapse; margin-left: 1em;"> <tr> <td style="border-left: 1px solid black; padding-left: 5px; border-bottom: 1px solid black;"><math>A \vee B</math></td> <td style="padding-left: 10px;"><math>\vee</math>I 2</td> </tr> </table>	$A \vee B$	$\vee$ I 2	
$A \vee B$	$\vee$ I 2			
4	<table style="border-collapse: collapse; margin-left: 1em;"> <tr> <td style="border-left: 1px solid black; padding-left: 5px;"><math>\sim(A \vee B)</math></td> <td style="padding-left: 10px;">R 1</td> </tr> </table>	$\sim(A \vee B)$	R 1	
$\sim(A \vee B)$	R 1			
5	$\sim A$	$\sim$ I 2-4		
6	<table style="border-collapse: collapse; margin-left: 1em;"> <tr> <td style="border-left: 1px solid black; padding-left: 5px;"><math>B</math></td> <td style="padding-left: 10px;">for reductio</td> </tr> </table>	$B$	for reductio	
$B$	for reductio			
7	<table style="border-collapse: collapse; margin-left: 1em;"> <tr> <td style="border-left: 1px solid black; padding-left: 5px; border-bottom: 1px solid black;"><math>A \vee B</math></td> <td style="padding-left: 10px;"><math>\vee</math>I 6</td> </tr> </table>	$A \vee B$	$\vee$ I 6	
$A \vee B$	$\vee$ I 6			
8	<table style="border-collapse: collapse; margin-left: 1em;"> <tr> <td style="border-left: 1px solid black; padding-left: 5px;"><math>\sim(A \vee B)</math></td> <td style="padding-left: 10px;">R 1</td> </tr> </table>	$\sim(A \vee B)$	R 1	
$\sim(A \vee B)$	R 1			
9	$\sim B$	$\sim$ I 7-9		
10	$\sim A \& \sim B$	$\&$ E 6, 9		

## Practice Exercises

**Part A** Fill in the blanks in the following proofs.

(1)	1	$\sim A \& \sim B$	Want:						
	2	$\sim A$							
	3	$\sim B$							
	4	<table style="border-collapse: collapse; margin-left: 5px;"> <tr> <td style="border-left: 1px solid black; padding-left: 5px;"><math>A \vee B</math></td> <td style="padding-left: 10px;">for reductio</td> </tr> <tr> <td style="border-left: 1px solid black; padding-left: 5px;"><math>B</math></td> <td></td> </tr> <tr> <td style="border-left: 1px solid black; padding-left: 5px;"><math>\sim B</math></td> <td></td> </tr> </table>	$A \vee B$	for reductio	$B$		$\sim B$		
$A \vee B$	for reductio								
$B$									
$\sim B$									
	5	$B$							
	6	$\sim B$							
	7	$\sim(A \vee B)$							

(2)	1	$\sim A \vee \sim B$	Want: $\sim(A \& B)$				
	2	<table style="border-collapse: collapse; margin-left: 5px;"> <tr> <td style="border-left: 1px solid black; padding-left: 5px;"><math>A \&amp; B</math></td> <td style="padding-left: 10px;">for reductio</td> </tr> </table>	$A \& B$	for reductio	for reductio		
$A \& B$	for reductio						
	3		& E 2				
	4		& E 2				
	5	<table style="border-collapse: collapse; margin-left: 5px;"> <tr> <td style="border-left: 1px solid black; padding-left: 5px;"> <table style="border-collapse: collapse; margin-left: 5px;"> <tr> <td style="border-left: 1px solid black; padding-left: 5px;"></td> <td style="padding-left: 10px;">for reductio</td> </tr> </table> </td> <td style="padding-left: 10px;">for reductio</td> </tr> </table>	<table style="border-collapse: collapse; margin-left: 5px;"> <tr> <td style="border-left: 1px solid black; padding-left: 5px;"></td> <td style="padding-left: 10px;">for reductio</td> </tr> </table>		for reductio	for reductio	for reductio
<table style="border-collapse: collapse; margin-left: 5px;"> <tr> <td style="border-left: 1px solid black; padding-left: 5px;"></td> <td style="padding-left: 10px;">for reductio</td> </tr> </table>		for reductio	for reductio				
	for reductio						
	6		R 3				
	7		R 5				
	8	$\sim\sim A$					
	9	$B$					
	10	$\sim B$					
	11	$\sim(A \& B)$					

**Part B** Fill in the blanks in the following proofs.

(1)	1	$P \rightarrow Q$	Want: $\sim P \vee Q$				
	2	<table style="border-collapse: collapse; margin-left: 5px;"> <tr> <td style="border-left: 1px solid black; padding-left: 5px;"></td> <td style="padding-left: 10px;">for reductio</td> </tr> </table>		for reductio	for reductio		
	for reductio						
	3	<table style="border-collapse: collapse; margin-left: 5px;"> <tr> <td style="border-left: 1px solid black; padding-left: 5px;"> <table style="border-collapse: collapse; margin-left: 5px;"> <tr> <td style="border-left: 1px solid black; padding-left: 5px;"></td> <td style="padding-left: 10px;">for reductio</td> </tr> </table> </td> <td style="padding-left: 10px;">for reductio</td> </tr> </table>	<table style="border-collapse: collapse; margin-left: 5px;"> <tr> <td style="border-left: 1px solid black; padding-left: 5px;"></td> <td style="padding-left: 10px;">for reductio</td> </tr> </table>		for reductio	for reductio	for reductio
<table style="border-collapse: collapse; margin-left: 5px;"> <tr> <td style="border-left: 1px solid black; padding-left: 5px;"></td> <td style="padding-left: 10px;">for reductio</td> </tr> </table>		for reductio	for reductio				
	for reductio						
	4	<table style="border-collapse: collapse; margin-left: 5px;"> <tr> <td style="border-left: 1px solid black; padding-left: 5px;"> <table style="border-collapse: collapse; margin-left: 5px;"> <tr> <td style="border-left: 1px solid black; padding-left: 5px;"></td> <td style="padding-left: 10px;"><math>\rightarrow</math>E 1, 3</td> </tr> </table> </td> <td style="padding-left: 10px;"><math>\rightarrow</math>E 1, 3</td> </tr> </table>	<table style="border-collapse: collapse; margin-left: 5px;"> <tr> <td style="border-left: 1px solid black; padding-left: 5px;"></td> <td style="padding-left: 10px;"><math>\rightarrow</math>E 1, 3</td> </tr> </table>		$\rightarrow$ E 1, 3	$\rightarrow$ E 1, 3	$\rightarrow$ E 1, 3
<table style="border-collapse: collapse; margin-left: 5px;"> <tr> <td style="border-left: 1px solid black; padding-left: 5px;"></td> <td style="padding-left: 10px;"><math>\rightarrow</math>E 1, 3</td> </tr> </table>		$\rightarrow$ E 1, 3	$\rightarrow$ E 1, 3				
	$\rightarrow$ E 1, 3						
	5	<table style="border-collapse: collapse; margin-left: 5px;"> <tr> <td style="border-left: 1px solid black; padding-left: 5px;"> <table style="border-collapse: collapse; margin-left: 5px;"> <tr> <td style="border-left: 1px solid black; padding-left: 5px;"><math>\vee</math>I 4</td> <td style="padding-left: 10px;"><math>\vee</math>I 4</td> </tr> </table> </td> <td style="padding-left: 10px;"><math>\vee</math>I 4</td> </tr> </table>	<table style="border-collapse: collapse; margin-left: 5px;"> <tr> <td style="border-left: 1px solid black; padding-left: 5px;"><math>\vee</math>I 4</td> <td style="padding-left: 10px;"><math>\vee</math>I 4</td> </tr> </table>	$\vee$ I 4	$\vee$ I 4	$\vee$ I 4	$\vee$ I 4
<table style="border-collapse: collapse; margin-left: 5px;"> <tr> <td style="border-left: 1px solid black; padding-left: 5px;"><math>\vee</math>I 4</td> <td style="padding-left: 10px;"><math>\vee</math>I 4</td> </tr> </table>	$\vee$ I 4	$\vee$ I 4	$\vee$ I 4				
$\vee$ I 4	$\vee$ I 4						
	6	<table style="border-collapse: collapse; margin-left: 5px;"> <tr> <td style="border-left: 1px solid black; padding-left: 5px;"> <table style="border-collapse: collapse; margin-left: 5px;"> <tr> <td style="border-left: 1px solid black; padding-left: 5px;">R 2</td> <td style="padding-left: 10px;">R 2</td> </tr> </table> </td> <td style="padding-left: 10px;">R 2</td> </tr> </table>	<table style="border-collapse: collapse; margin-left: 5px;"> <tr> <td style="border-left: 1px solid black; padding-left: 5px;">R 2</td> <td style="padding-left: 10px;">R 2</td> </tr> </table>	R 2	R 2	R 2	R 2
<table style="border-collapse: collapse; margin-left: 5px;"> <tr> <td style="border-left: 1px solid black; padding-left: 5px;">R 2</td> <td style="padding-left: 10px;">R 2</td> </tr> </table>	R 2	R 2	R 2				
R 2	R 2						
	7	$\sim P$	$\sim$ I 3-6				
	8	$\vee$ I 7	$\vee$ I 7				
	9		R 2				
	10	$\sim P \vee Q$	$\sim$ E 2-9				

(2)

1	(X & Y) ∨ (X & Z)	
2	~(X & D)	
3	D ∨ M	Want: M
4		for reductio
5	D	∨E
6		for reductio
7	~X ∨ ~Y	
8		for reductio
9	X	
10	~X	
11	~(X & Y)	~I 8-10
12		∨E 1, 11
13		&E 12
14		R 6
15	X	
16	X & D	
17	~(X & D)	
18	M	~E 4-17

**Part C** Derive the following using indirect derivation. You may also have to use conditional derivation.

- (1)  $\sim\sim A \vdash A$
- (2)  $\{A \rightarrow B, \sim B\} \vdash \sim A$
- (3)  $A \rightarrow (\sim B \vee \sim C) \vdash A \rightarrow \sim(B \& C)$
- (4)  $\sim(A \& B) \vdash \sim A \vee \sim B$
- (5)  $\{\sim F \rightarrow G, F \rightarrow H\} \vdash G \vee H$
- (6)  $\{(T \& K) \vee (C \& E), E \rightarrow \sim C\} \vdash T \& K$

**Part D** Derive the following using indirect derivation. You may also have to use conditional derivation.

- (1)  $\{P \rightarrow Q, P \rightarrow \sim Q\} \vdash \sim P$
- (2)  $(C \& D) \vee E \vdash E \vee D$
- (3)  $M \vee (N \rightarrow M) \vdash \sim M \rightarrow \sim N$
- (4)  $\{A \vee B, A \rightarrow C, B \rightarrow C\} \vdash C$
- (5)  $A \rightarrow (B \vee (C \vee D)) \vdash \sim[A \& (\sim B \& (\sim C \& \sim D))]$
- (6)  $\{(T \& K) \vee (C \& E), E \rightarrow \sim C\} \vdash T \& K$

## 8.5 Tautologies and Equivalences

So far all we've looked at whether conclusions follow validly from sets of premises. However, as we saw in the chapter on truth tables, there are other logical properties we want to investigate: whether a statement is a tautology, a contradiction or a contingent statement, whether two statements are equivalent, and whether sets of sentences are consistent. In this section, we will look at using derivations to test for two properties which will be important in later sections, logical equivalence and being a tautology.

We can say that two statements are SYNTACTICALLY LOGICALLY EQUIVALENT IN SL if you can derive each of them from the other. We can symbolize this the same way we symbolized semantic equivalence. When we introduced the double turnstile (p. 201), we said we would write the symbol facing both directions to indicate that two sentences were semantically equivalent, like this:  $A \& B \models B \& A$ . We can do the same thing with the single turnstile for syntactic equivalence, like this:  $A \& B \dashv\vdash B \& A$ .

For an example of how we can show two sentences to be syntactically equivalent, consider the sentences  $P \rightarrow (Q \rightarrow R)$  and  $(P \rightarrow Q) \rightarrow (P \rightarrow R)$ . To prove these logically equivalent using derivations, we simply use derivations to prove the equivalence one way, from  $P \rightarrow (Q \rightarrow R)$  to  $(P \rightarrow Q) \rightarrow (P \rightarrow R)$ . And then we prove it going the other way, from  $(P \rightarrow Q) \rightarrow (P \rightarrow R)$  to  $P \rightarrow (Q \rightarrow R)$ . We set up the proof going left to right like this:

$$1 \quad \left| \frac{P \rightarrow (Q \rightarrow R)}{\quad} \quad \text{Want: } (P \rightarrow Q) \rightarrow (P \rightarrow R)$$

Since our want line is a conditional, we can set this up as a conditional proof. Once we set up the conditional proof, we also have a conditional in next want line, which means that we can put a conditional proof inside a conditional proof, like this.

$$\begin{array}{l} 1 \quad \left| \frac{P \rightarrow (Q \rightarrow R)}{\quad} \quad \text{Want: } (P \rightarrow Q) \rightarrow (P \rightarrow R) \\ 2 \quad \left| \left| \frac{P \rightarrow Q}{\quad} \quad \text{Want: } P \rightarrow R \right. \right. \\ 3 \quad \left| \left| \left| \frac{P}{\quad} \quad \text{Want: } R \right. \right. \right. \end{array}$$

The completed proof for the equivalence going in one direction will look like this.

1	$P \rightarrow (Q \rightarrow R)$	Want: $(P \rightarrow Q) \rightarrow (P \rightarrow R)$
2	<div style="border-left: 1px solid black; padding-left: 10px; border-bottom: 1px solid black;"><math>P \rightarrow Q</math></div>	Want: $P \rightarrow R$
3	<div style="border-left: 1px solid black; padding-left: 10px; border-bottom: 1px solid black;"> <div style="border-left: 1px solid black; padding-left: 10px; border-bottom: 1px solid black;"><math>P</math></div> </div>	Want: $R$
4	<div style="border-left: 1px solid black; padding-left: 10px;"> <div style="border-left: 1px solid black; padding-left: 10px;"><math>Q \rightarrow R</math></div> </div>	$\rightarrow$ E 1, 3
5	<div style="border-left: 1px solid black; padding-left: 10px;"><math>Q</math></div>	$\rightarrow$ E 2, 3
6	<div style="border-left: 1px solid black; padding-left: 10px;"><math>R</math></div>	$\rightarrow$ E 4, 5
7	$P \rightarrow R$	$\rightarrow$ I 3-6
8	$(P \rightarrow Q) \rightarrow (P \rightarrow R)$	$\rightarrow$ I 2-7

This shows that  $P \rightarrow (Q \rightarrow R) \vdash (P \rightarrow Q) \rightarrow (P \rightarrow R)$ . In order to show  $P \rightarrow (Q \rightarrow R) \dashv\vdash (P \rightarrow Q) \rightarrow (P \rightarrow R)$ , we need to prove the equivalence going the other direction. That proof will look like this:

1	$(P \rightarrow Q) \rightarrow (P \rightarrow R)$	Want: $P \rightarrow (Q \rightarrow R)$
2	<div style="border-left: 1px solid black; padding-left: 10px; border-bottom: 1px solid black;"><math>P</math></div>	Want: $Q \rightarrow R$
3	<div style="border-left: 1px solid black; padding-left: 10px; border-bottom: 1px solid black;"> <div style="border-left: 1px solid black; padding-left: 10px; border-bottom: 1px solid black;"><math>Q</math></div> </div>	Want: $R$
4	<div style="border-left: 1px solid black; padding-left: 10px;"> <div style="border-left: 1px solid black; padding-left: 10px; border-bottom: 1px solid black;"> <div style="border-left: 1px solid black; padding-left: 10px; border-bottom: 1px solid black;"><math>P</math></div> </div> </div>	Want: $Q$
5	<div style="border-left: 1px solid black; padding-left: 10px;"> <div style="border-left: 1px solid black; padding-left: 10px;"><math>Q</math></div> </div>	R 3
6	$P \rightarrow Q$	$\rightarrow$ I 4-5
7	$P \rightarrow R$	$\rightarrow$ E 1, 6
8	$R$	$\rightarrow$ E 2, 7
9	$Q \rightarrow R$	$\rightarrow$ I 3-8
10	$P \rightarrow (Q \rightarrow R)$	$\rightarrow$ I 2-9

You might think it is strange that we assume  $P$  twice in this proof, but that is the way we have to do it. When we assume  $P$  on line 2, our goal is to prove  $P \rightarrow Q \rightarrow R$ . Before we can finish that proof, we also need to know that  $P \rightarrow Q$ . This requires a different subproof.

These two proofs show that  $P \rightarrow (Q \rightarrow R)$  and  $(P \rightarrow Q) \rightarrow (P \rightarrow R)$  are equivalent, so we can write  $P \rightarrow (Q \rightarrow R) \dashv\vdash (P \rightarrow Q) \rightarrow (P \rightarrow R)$ .

We can also prove that a sentence is a tautology using a derivation. A tautology is something that must be true as a matter of logic. If we want to put this in syntactic terms, we would say that SYNTACTIC TAUTOLOGY IN SL is a statement that can be derived without any premises,

because its truth doesn't depend on anything else. Now that we have all of our rules for starting and ending subproofs, we can actually do this. Rather than listing any premises, we simply start a subproof at the beginning of the derivation. The rest of the proof can work only using premises assumed for the purposes of subproofs. By the end of the proof, you have discharged all these assumptions, and are left knowing a tautological statement without relying on any leftover premises. Consider this proof of the law of noncontradiction:  $\sim(G \& \sim G)$ .

1	$G \& \sim G$	for reductio
2	$G$	&E 1
3	$\sim G$	&E 1
4	$\sim(G \& \sim G)$	~I 1-3

This statement simply says that any sentence  $G$  cannot be both true and not true at the same time. We prove it by imagining what would happen if  $G$  were actually both true and not true, and then pointing out that we already have our contradiction.

In the previous chapter, we expressed the fact that something could be proven a tautology using truth tables by writing the double turnstile in front of it. The law of noncontradiction above could have been proven using truth tables, so we could write:  $\models \sim(G \& \sim G)$ . In this chapter, we will use the single turnstile the same way, to indicate that a sentence can be proven to be a tautology using a derivation. Thus the above proof entitles us to write  $\vdash \sim(G \& \sim G)$ .

## Practice Exercises

**Part A** Prove each of the following equivalences

- (1)  $J \dashv\vdash J \vee (L \& \sim L)$
- (2)  $P \rightarrow (Q \rightarrow R) \dashv\vdash Q \rightarrow (P \rightarrow R)$
- (3)  $P \rightarrow \sim P \dashv\vdash \sim P$
- (4)  $\sim(P \leftrightarrow Q) \dashv\vdash (P \leftrightarrow \sim Q)$

**Part B** Prove each of the following equivalences

- (1)  $(P \rightarrow R) \& (Q \rightarrow R) \dashv\vdash (P \vee Q) \rightarrow R$
- (2)  $(P \rightarrow (Q \vee R)) \dashv\vdash (P \rightarrow Q) \vee (P \rightarrow R)$
- (3)  $P \rightarrow Q \dashv\vdash (R \vee P) \rightarrow (R \vee Q)$

$$(4) (P \leftrightarrow Q) \dashv\vdash \sim P \leftrightarrow \sim Q$$

**Part C** Prove each of the following tautologies

$$(1) \vdash O \rightarrow O$$

$$(2) \vdash N \vee \sim N$$

$$(3) \vdash \sim(A \rightarrow \sim C) \rightarrow (A \rightarrow C)$$

$$(4) \vdash P \leftrightarrow (P \vee (Q \& P))$$

**Part D** Prove each of the following tautologies

$$(1) \vdash (B \rightarrow \sim B) \leftrightarrow \sim B$$

$$(2) \vdash (P \rightarrow [P \rightarrow Q]) \rightarrow (P \rightarrow Q)$$

$$(3) \vdash (P \vee \sim P) \& (Q \leftrightarrow Q)$$

$$(4) \vdash (P \& \sim P) \vee (Q \leftrightarrow Q)$$

## 8.6 Derived Rules

Now that we have our five rules for introduction and our five rules for elimination, plus the rule of reiteration, our system is complete. If an argument is valid, and you can symbolize that argument in SL, you can *prove* that the argument is valid using a derivation. (We will say a bit more about this in section 4.7.) Now that our system is complete, we can really begin to play around with it and explore the exciting logical world it creates.

There's an exciting logical world created by these eleven rules? Yes, yes there is. You can begin to see this by noticing that there are a lot of other interesting rules that we could have used for our introduction and elimination rules, but didn't. In many textbooks, the system of natural deduction has a disjunction elimination rule that works like this:

$$\begin{array}{l|l} m & \mathcal{A} \vee \mathcal{B} \\ n & \mathcal{A} \rightarrow \mathcal{C} \\ o & \mathcal{B} \rightarrow \mathcal{C} \\ & \mathcal{C} \quad \vee^* m, n, o \end{array}$$

You might think our system is incomplete because it lacks this alternative rule of disjunction elimination. Yet this is not the case. If you can do a proof with this rule, you can do a proof with



the basic rules of the natural deduction system. You actually proved this rule as problem (9) of part B in the last section's homework. Furthermore, once you have a proof of this rule, you can use it inside other proofs whenever you think you would need a rule like  $\vee^*$ . Simply use the proof you gave in the last homework as a sort of recipe for generating a new series of steps to get you to a line saying  $\mathcal{C} \vee \mathcal{D}$

But adding lines to a proof using this recipe all the time would be a pain in the neck. What's worse, there are dozens of interesting possible rules out there, which we could have used for our introduction and elimination rules, and which we now find ourselves replacing with recipes like the one above.

Fortunately our basic set of introduction and elimination rules was meant to be expanded on. That's part of the game we are playing here. The first system of deduction created in the Western tradition was the system of geometry created by Euclid (c 300 BCE). Euclid's *Elements* began with 10 basic laws, along with definitions of terms like "point," "line," and "plane." He then went on to prove hundreds of different theorems about geometry, and each time he proved a theorem he could use that theorem to help him prove later theorems.

We can do the same thing in our system of natural deduction. What we need is a rule that will allow us to make up new rules. The new rules we add to the system will be called DERIVED RULES. Our ten rules for adding and eliminating connectives are then the AXIOMS of SL. Now here is our rule for adding rules.

**Rule of Derived Theorem Introduction:** Given a derivation in SL of some argument  $A_1 \dots A_n \vdash B$ , create the rule  $\mathcal{A}_1 \dots \mathcal{A}_n \vdash \mathcal{B}$  and assign a name to it of the form " $T_n$ ", to be read "theorem n." Now given a derivation of some theorem  $T_m$ , where  $n < m$ , if  $\mathcal{A}_1 \dots \mathcal{A}_n$  occur as earlier lines in a proof  $x_1 \dots x_n$ , one may infer  $\mathcal{B}$ , and justify it " $T_n, x_1 \dots x_n$ ", so long as lines none of lines  $x_1 \dots x_n$  are in a closed subproof.

Let's make our rule  $\vee^*$  above our first theorem. The proof of  $T_1$  is derived simply from the recipe above.

$T_1$  (**Constructive Dilemma, CD**):  $\{\mathcal{A} \vee \mathcal{B}, \mathcal{A} \rightarrow \mathcal{C}, \mathcal{B} \rightarrow \mathcal{C}\} \vdash \mathcal{C}$

Proof:

1	$A \vee B$													
2	$A \rightarrow C$													
3	$B \rightarrow C$	want: $C$												
4	<table style="border-collapse: collapse; margin-left: 1em;"> <tr> <td style="border-left: 1px solid black; padding-left: 5px;"><math>\sim C</math></td> <td>for reductio</td> </tr> <tr> <td style="border-left: 1px solid black; padding-left: 5px;"> <table style="border-collapse: collapse; margin-left: 1em;"> <tr> <td style="border-left: 1px solid black; padding-left: 5px;"><math>\sim A</math></td> <td>for reductio</td> </tr> <tr> <td style="border-left: 1px solid black; padding-left: 5px;"><math>B</math></td> <td><math>\vee E</math> 2, 5</td> </tr> <tr> <td style="border-left: 1px solid black; padding-left: 5px;"><math>C</math></td> <td><math>\rightarrow I</math> 3, 6</td> </tr> <tr> <td style="border-left: 1px solid black; padding-left: 5px;"><math>\sim C</math></td> <td>R 4</td> </tr> </table> </td> <td></td> </tr> </table>	$\sim C$	for reductio	<table style="border-collapse: collapse; margin-left: 1em;"> <tr> <td style="border-left: 1px solid black; padding-left: 5px;"><math>\sim A</math></td> <td>for reductio</td> </tr> <tr> <td style="border-left: 1px solid black; padding-left: 5px;"><math>B</math></td> <td><math>\vee E</math> 2, 5</td> </tr> <tr> <td style="border-left: 1px solid black; padding-left: 5px;"><math>C</math></td> <td><math>\rightarrow I</math> 3, 6</td> </tr> <tr> <td style="border-left: 1px solid black; padding-left: 5px;"><math>\sim C</math></td> <td>R 4</td> </tr> </table>	$\sim A$	for reductio	$B$	$\vee E$ 2, 5	$C$	$\rightarrow I$ 3, 6	$\sim C$	R 4		
$\sim C$	for reductio													
<table style="border-collapse: collapse; margin-left: 1em;"> <tr> <td style="border-left: 1px solid black; padding-left: 5px;"><math>\sim A</math></td> <td>for reductio</td> </tr> <tr> <td style="border-left: 1px solid black; padding-left: 5px;"><math>B</math></td> <td><math>\vee E</math> 2, 5</td> </tr> <tr> <td style="border-left: 1px solid black; padding-left: 5px;"><math>C</math></td> <td><math>\rightarrow I</math> 3, 6</td> </tr> <tr> <td style="border-left: 1px solid black; padding-left: 5px;"><math>\sim C</math></td> <td>R 4</td> </tr> </table>	$\sim A$	for reductio	$B$	$\vee E$ 2, 5	$C$	$\rightarrow I$ 3, 6	$\sim C$	R 4						
$\sim A$	for reductio													
$B$	$\vee E$ 2, 5													
$C$	$\rightarrow I$ 3, 6													
$\sim C$	R 4													
5														
6														
7														
8														
9	$A$	$\sim I$ 5-8												
10	$C$	$\rightarrow E$ 2, 10												
11	$\sim C$	R 4												
12	$C$	$\sim I$ 4-12												

Informally, we will refer to  $T_1$  as “Constructive Dilemma” or by the abbreviation “CD.” Most theorems will have names and easy abbreviations like this. We will generally use the abbreviations to refer to the proofs when we use them in derivations, because they are easier to remember.

Several other important theorems have already appeared as examples or in homework problems. We’ll talk about most of them in the next section, when we discuss rules of replacement. In the meantime, there is one important one we need to introduce now

**$T_2$  (Modus Tollens, MT):**  $\{\mathcal{A} \rightarrow \mathcal{B}, \sim \mathcal{B}\} \vdash \sim \mathcal{A}$

Proof: See page 242

Now that we have some theorems, let’s close by looking at how they can be used in a proof.

**$T_3$  (Destructive Dilemma, DD):**  $\{\mathcal{A} \rightarrow \mathcal{B}, \mathcal{A} \rightarrow \mathcal{C}, \sim \mathcal{B} \vee \sim \mathcal{C}\} \vdash \sim \mathcal{A}$

1	$A \rightarrow B$																					
2	$A \rightarrow C$																					
3	$\sim B \vee \sim C$	Want: $\sim A$																				
4	<table style="border-collapse: collapse; margin-left: 1em;"> <tr> <td style="border-left: 1px solid black; padding-left: 5px;"><math>A</math></td> <td>for reductio</td> </tr> <tr> <td style="border-left: 1px solid black; padding-left: 5px;"><math>B</math></td> <td><math>\rightarrow E</math> 1, 4</td> </tr> <tr> <td style="border-left: 1px solid black; padding-left: 5px;"> <table style="border-collapse: collapse; margin-left: 1em;"> <tr> <td style="border-left: 1px solid black; padding-left: 5px;"><math>\sim B</math></td> <td>For reductio</td> </tr> <tr> <td style="border-left: 1px solid black; padding-left: 5px;"><math>B</math></td> <td>R 5</td> </tr> <tr> <td style="border-left: 1px solid black; padding-left: 5px;"><math>\sim B</math></td> <td>R 6</td> </tr> </table> </td> <td></td> </tr> <tr> <td style="border-left: 1px solid black; padding-left: 5px;"><math>\sim\sim B</math></td> <td><math>\sim I</math> 6-8</td> </tr> <tr> <td style="border-left: 1px solid black; padding-left: 5px;"><math>\sim C</math></td> <td><math>\vee E</math> 3, 9</td> </tr> <tr> <td style="border-left: 1px solid black; padding-left: 5px;"><math>A</math></td> <td>R 4</td> </tr> <tr> <td style="border-left: 1px solid black; padding-left: 5px;"><math>\sim A</math></td> <td>MT 2, 10</td> </tr> </table>	$A$	for reductio	$B$	$\rightarrow E$ 1, 4	<table style="border-collapse: collapse; margin-left: 1em;"> <tr> <td style="border-left: 1px solid black; padding-left: 5px;"><math>\sim B</math></td> <td>For reductio</td> </tr> <tr> <td style="border-left: 1px solid black; padding-left: 5px;"><math>B</math></td> <td>R 5</td> </tr> <tr> <td style="border-left: 1px solid black; padding-left: 5px;"><math>\sim B</math></td> <td>R 6</td> </tr> </table>	$\sim B$	For reductio	$B$	R 5	$\sim B$	R 6		$\sim\sim B$	$\sim I$ 6-8	$\sim C$	$\vee E$ 3, 9	$A$	R 4	$\sim A$	MT 2, 10	
$A$	for reductio																					
$B$	$\rightarrow E$ 1, 4																					
<table style="border-collapse: collapse; margin-left: 1em;"> <tr> <td style="border-left: 1px solid black; padding-left: 5px;"><math>\sim B</math></td> <td>For reductio</td> </tr> <tr> <td style="border-left: 1px solid black; padding-left: 5px;"><math>B</math></td> <td>R 5</td> </tr> <tr> <td style="border-left: 1px solid black; padding-left: 5px;"><math>\sim B</math></td> <td>R 6</td> </tr> </table>	$\sim B$	For reductio	$B$	R 5	$\sim B$	R 6																
$\sim B$	For reductio																					
$B$	R 5																					
$\sim B$	R 6																					
$\sim\sim B$	$\sim I$ 6-8																					
$\sim C$	$\vee E$ 3, 9																					
$A$	R 4																					
$\sim A$	MT 2, 10																					
5	$B$																					
6	$\sim B$																					
7	$B$																					
8	$\sim B$																					
9	$\sim\sim B$																					
10	$\sim C$																					
11	$A$																					
12	$\sim A$																					
13	$\sim A$	$\sim I$ 4-12																				

## Practice Exercises

**Part A** Prove the following theorems

- (1)  $T_4$  (Hypothetical Syllogism, HS):  $\{\mathcal{A} \rightarrow \mathcal{B}, \mathcal{B} \rightarrow \mathcal{C}\} \vdash \mathcal{A} \rightarrow \mathcal{C}$
- (2)  $T_5$  (Idempotence of  $\vee$ , Idem $\vee$ ):  $\mathcal{A} \vee \mathcal{A} \vdash \mathcal{A}$
- (3)  $T_6$  (Idempotence of  $\&$ , Idem $\&$ ):  $\mathcal{A} \vdash \mathcal{A} \& \mathcal{A}$
- (4)  $T_7$  (Weakening, WK):  $\mathcal{A} \vdash \mathcal{B} \rightarrow \mathcal{A}$

**Part B** Provide proofs using both axioms and derived rules to show each of the following.

- (1)  $\{M \& (\sim N \rightarrow \sim M)\} \vdash (N \& M) \vee \sim M$
- (2)  $\{C \rightarrow (E \& G), \sim C \rightarrow G\} \vdash G$
- (3)  $\{(Z \& K) \leftrightarrow (Y \& M), D \& (D \rightarrow M)\} \vdash Y \rightarrow Z$
- (4)  $\{(W \vee X) \vee (Y \vee Z), X \rightarrow Y, \sim Z\} \vdash W \vee Y$

$$(5) \{(B \rightarrow C) \& (C \rightarrow D), (B \rightarrow D) \rightarrow A\} \vdash A$$

$$(6) \{(P \rightarrow Q) \rightarrow Q\} \vdash (E \rightarrow P) \rightarrow P$$

### Part C

(1) If you know that  $\mathcal{A} \vdash \mathcal{B}$ , what can you say about  $(\mathcal{A} \& \mathcal{C}) \vdash \mathcal{B}$ ? Explain your answer.

(2) If you know that  $\mathcal{A} \vdash \mathcal{B}$ , what can you say about  $(\mathcal{A} \vee \mathcal{C}) \vdash \mathcal{B}$ ? Explain your answer.

## 8.7 Rules of Replacement

Very often in a derivation, you have probably been tempted to apply a rule to a part of a line. For instance, if you knew  $F \rightarrow (G \& H)$  and wanted  $F \rightarrow G$ , you would be tempted to apply  $\&E$  to just the  $G \& H$  part of  $F \rightarrow (G \& H)$ . But, of course you aren't allowed to do that. We will now introduce some new derived rules where you can do that. These are called RULES OF REPLACEMENT, because they can be used to replace part of a sentence with a logically equivalent expression. What makes the rules of replacement different from other derived rules is that they draw on only one previous line and are symmetrical, so that you can reverse premise and conclusion and still have a valid argument. Some of the most simple examples are Theorems 8 – 10, the rules of commutativity for  $\&$ ,  $\vee$ , and  $\leftrightarrow$ .

**T<sub>8</sub> (Commutativity of  $\&$ , Comm $\&$ ):**  $(\mathcal{A} \& \mathcal{B}) \dashv\vdash (\mathcal{B} \& \mathcal{A})$

**T<sub>9</sub> (Commutativity of  $\vee$ , Comm $\vee$ ):**  $(\mathcal{A} \vee \mathcal{B}) \dashv\vdash (\mathcal{B} \vee \mathcal{A})$

**T<sub>10</sub> (Commutativity of  $\leftrightarrow$ , Comm $\leftrightarrow$ ):**  $(\mathcal{A} \leftrightarrow \mathcal{B}) \dashv\vdash (\mathcal{B} \leftrightarrow \mathcal{A})$

You will be asked to prove these in the homework. In the meantime, let's see an example of how they work in a proof. Suppose you wanted to prove  $(M \vee P) \rightarrow (P \& M)$ ,  $\therefore (P \vee M) \rightarrow (M \& P)$ . You could do it using only the basic rules, but it will be long and inconvenient. With the Comm rules, we can provide a proof easily:

1	$(M \vee P) \rightarrow (P \& M)$	
2	$(P \vee M) \rightarrow (P \& M)$	Comm $\&$ 1
3	$(P \vee M) \rightarrow (M \& P)$	Comm $\&$ 2

Formally, we can put our rule for deploying rules of replacement like this

**Inserting rules of replacement:** Given a theorem T of the form  $\mathcal{A} \dashv\vdash \mathcal{B}$  and a line in a derivation  $\mathcal{C}$  which contains in it a sentence  $\mathcal{D}$ , where  $\mathcal{D}$  is a substitution instance of either  $\mathcal{A}$  or  $\mathcal{B}$ , replace  $\mathcal{D}$  with the equivalent substitution instance of the other side of theorem T.

Here are some other important theorems that can act as rules of replacement. Some are theorems we have already proved, while you will be asked to prove others in the homework.

$$\mathbf{T}_{11} \text{ (Double Negation, DN): } \mathcal{A} \dashv\vdash \sim\sim\mathcal{A}$$

Proof: See pages 239 and 242.

$$\mathbf{T}_{12}: \sim(\mathcal{A} \vee \mathcal{B}) \dashv\vdash \sim\mathcal{A} \& \sim\mathcal{B}$$

Proof: See page 240

$$\mathbf{T}_{13}: \sim(\mathcal{A} \& \mathcal{B}) \dashv\vdash \sim\mathcal{A} \vee \sim\mathcal{B}$$

Proof: See pages 241 and 243.

$T_{12}$  and  $T_{13}$  are collectively known as DEMORGAN'S LAWS, and we will use the abbreviation DeM to refer to either of them in proofs.

$$\mathbf{T}_{14}: (\mathcal{A} \rightarrow \mathcal{B}) \dashv\vdash (\sim\mathcal{A} \vee \mathcal{B})$$

$$\mathbf{T}_{15}: (\mathcal{A} \vee \mathcal{B}) \dashv\vdash (\sim\mathcal{A} \rightarrow \mathcal{B})$$

$T_{14}$  and  $T_{15}$  are collectively known as the rule of Material Implication (MI). You will prove them in the homework.

$$\mathbf{T}_{16} \text{ (Biconditional Exportation, ex): } \mathcal{A} \leftrightarrow \mathcal{B} \dashv\vdash (\mathcal{A} \rightarrow \mathcal{B}) \& (\mathcal{B} \rightarrow \mathcal{A})$$

Proof: See the homework.

$$\mathbf{T}_{17} \text{ (Transposition, trans): } \mathcal{A} \rightarrow \mathcal{B} \dashv\vdash \sim\mathcal{B} \rightarrow \sim\mathcal{A}$$

Proof: See the homework.

To see how much these theorems can help us, consider this argument:

$$\sim(P \rightarrow Q) \vdash P \& \sim Q$$

As always, we could prove this argument using only the basic rules. With rules of replacement, though, the proof is much simpler:

1	$\sim(P \rightarrow Q)$	
2	$\sim(\sim P \vee Q)$	MC 1
3	$\sim\sim P \& \sim Q$	DeM 2
4	$P \& \sim Q$	DN 3

## Practice Exercises

**Part A** Prove  $T_8$  through  $T_{10}$ . You may use  $T_1$  through  $T_6$  in your proofs.

**Part B** Prove  $T_{11}$  through  $T_{17}$ . You may use  $T_1$  through  $T_{12}$  in your proofs.

## 8.8 Proof Strategy

There is no simple recipe for proofs, and there is no substitute for practice. Here, though, are some rules of thumb and strategies to keep in mind.

*Work backwards from what you want.* The ultimate goal is to derive the conclusion. Look at the conclusion and ask what the introduction rule is for its main logical operator. This gives you an idea of what should happen *just before* the last line of the proof. Then you can treat this line as if it were your goal. Ask what you could do to derive this new goal. For example: If your conclusion is a conditional  $\mathcal{A} \rightarrow \mathcal{B}$ , plan to use the  $\rightarrow$ I rule. This requires starting a subproof in which you assume  $\mathcal{A}$ . In the subproof, you want to derive  $\mathcal{B}$ . Similarly, if your conclusion is a biconditional,  $\mathcal{A} \leftrightarrow \mathcal{B}$ , plan on using  $\leftrightarrow$ I and be prepared to launch two subproofs. If you are trying to prove a single sentence letter or a negated single sentence letter, you might plan on using indirect proof.

*Work forwards from what you have.* When you are starting a proof, look at the premises; later, look at the sentences that you have derived so far. Think about the elimination rules for the main operators of these sentences. These will tell you what your options are. For example: If you have  $A \& B$  use  $\&$ E to get  $A$  and  $B$  separately. If you have  $A \vee B$  see if you can find the negation of either  $A$  or  $B$  and use  $\vee$ E.

*Repeat as necessary.* Once you have decided how you might be able to get to the conclusion, ask what you might be able to do with the premises. Then consider the target sentences again and ask how you might reach them. Remember, a long proof is formally just a number of short proofs linked together, so you can fill the gap by alternately working back from the conclusion and forward from the premises.

*Change what you are looking at.* Replacement rules can often make your life easier. If a proof seems impossible, try out some different substitutions. For example: It is often difficult to prove a disjunction using the basic rules. If you want to show  $\mathcal{A} \vee \mathcal{B}$ , it is often easier to show  $\sim \mathcal{A} \rightarrow \mathcal{B}$  and use the MC rule. Some replacement rules should become second nature. If you see a negated disjunction, for instance, you should immediately think of DeMorgan's rule.

*When all else fails, try indirect proof.* If you cannot find a way to show something directly, try assuming its negation. Remember that most proofs can be done either indirectly or directly. One way might be easier—or perhaps one sparks your imagination more than the other—but either one is formally legitimate.

*Take a break* If you are completely stuck, put down your pen and paper, get up from your

computer, and do something completely different for a while. Walk the dog. Do the dishes. Take a shower. I find it especially helpful to do something physically active. Doing other desk work or watching TV doesn't have the same effect. When you come back to the problem, everything will seem clearer. Of course, if you are in a testing situation, taking a break to walk around might not be advisable. Instead, switch to another problem.

A lot of times, when you are stuck, your mind keeps trying the same solution again and again, even though you know it won't work. "If I only knew  $Q \rightarrow R$ ," you say to yourself, "it would all work. Why can't I derive  $Q \rightarrow R$ !" If you go away from a problem and then come back, you might not be as focused on That One Thing that you were sure you needed, and you can find a different approach.

## Practice Exercises

### Part A

Show the following theorems are valid. Feel free to use  $T_1$  through  $T_{17}$

- (1)  $T_{18}$  (Associativity of  $\&$ , Ass  $\&$ ):  $(\mathcal{A} \& \mathcal{B}) \& \mathcal{C} \dashv\vdash \mathcal{A} \& (\mathcal{B} \& \mathcal{C})$
- (2)  $T_{19}$  (Associativity of  $\vee$ , Ass  $\vee$ ):  $(\mathcal{A} \vee \mathcal{B}) \vee \mathcal{C} \dashv\vdash \mathcal{A} \vee (\mathcal{B} \vee \mathcal{C})$
- (3)  $T_{20}$  (Associativity of  $\leftrightarrow$ , Ass  $\leftrightarrow$ ):  $(\mathcal{A} \leftrightarrow \mathcal{B}) \leftrightarrow \mathcal{C} \dashv\vdash \mathcal{A} \leftrightarrow (\mathcal{B} \leftrightarrow \mathcal{C})$

## 8.9 Soundness and completeness

In section 4.6, we saw that we could use derivations to test for the some same concepts we used truth tables to test for. Not only could we use derivations to prove that an argument is valid, we could also use them to test if a statement is a tautology or a pair of statements are equivalent. We also started using the single turnstile the same way we used the double turnstile. If we could prove that  $\mathcal{A}$  was a tautology with a truth table, we wrote  $\models \mathcal{A}$ , and if we could prove it using a derivation, we wrote  $\vdash \mathcal{A}$ .

You may have wondered at that point if the two kinds of turnstiles always worked the same way. If you can show that  $\mathcal{A}$  is a tautology using truth tables, can you also always show that it is true using a derivation? Is the reverse true? Are these things also true for tautologies and pairs of equivalent sentences? As it turns out, the answer to all these questions and many more like them is yes. We can show this by defining all these concepts separately and then proving them equivalent. That is, we imagine that we actually have two notions of validity,  $valid_{\models}$  and  $valid_{\vdash}$  and then show that the two concepts always work the same way.

To begin with, we need to define all of our logical concepts separately for truth tables and derivations. A lot of this work has already been done. We handled all of the truth table

definitions in Chapter 7. We have also already given syntactic definitions for a tautologies and pairs of logically equivalent sentences. The other definitions follow naturally. For most logical properties we can devise a test using derivations, and those that we cannot test for directly can be defined in terms of the concepts that we can define.

For instance, we defined a syntactic tautology as a statement that can be derived without any premises (p. 244). Since the negation of a contradiction is a tautology, we can define a SYNTACTIC CONTRADICTION IN SL as a sentence whose negation can be derived without any premises. The syntactic definition of a contingent sentence is a little different. We don't have any practical, finite method for proving that a sentence is contingent using derivations, the way we did using truth tables. So we have to content ourselves with defining "contingent sentence" negatively. A sentence is SYNTACTICALLY CONTINGENT IN SL if it is not a syntactic tautology or contradiction.

A set of sentences is SYNTACTICALLY INCONSISTENT IN SL if and only if one can derive a contradiction from them. Consistency, on the other hand, is like contingency, in that we do not have a practical finite method to test for it directly. So again, we have to define a term negatively. A set of set of sentences is SYNTACTICALLY CONSISTENT IN SL if and only if they are not syntactically inconsistent

Finally, an argument is SYNTACTICALLY VALID IN SL if there is a derivation of it. All of these definitions are given in Table 8.15.

All of our concepts have now been defined both semantically and syntactically. How can we prove that these definitions always work the same way? A full proof here goes well beyond the scope of this book. However, we can sketch what it would be like. We will focus on showing the two notions of validity to be equivalent. From that the other concepts will follow quickly. The proof will have to go in two directions. First we will have to show that things which are syntactically valid will also be semantically valid. In other words, everything that we can prove using derivations could also be proven using truth tables. Put symbolically, we want to show that  $valid_{\vdash}$  implies  $valid_{\models}$ . Afterwards, we will need to show things in the other directions,  $valid_{\models}$  implies  $valid_{\vdash}$ .

This argument from  $\vdash$  to  $\models$  is the problem of SOUNDNESS. A proof system is SOUND if there are no derivations of arguments that can be shown invalid by truth tables. Demonstrating that the proof system is sound would require showing that *any* possible proof is the proof of a valid argument. It would not be enough simply to succeed when trying to prove many valid arguments and to fail when trying to prove invalid ones.

The proof that we will sketch depends on the fact that we initially defined a sentence of SL using a recursive definition (see p. 187). We could have also used recursive definitions to define a proper proof in SL and a proper truth table. (Although we didn't.) If we had these definitions, we could then use a *recursive proof* to show the soundness of SL. A recursive proof works the same way a recursive definition does. With the recursive definition, we identified a group of base elements that were stipulated to be examples of the thing we were trying to define. In the case of a well formed formula, the base class was the set of sentence letters A, B, C . . . . We just announced that these were sentences. The second step of a recursive definition is to say that anything that is built up from your base class using certain rules also counts as an example of the



Concept	Truth table (semantic) definition	Derivation (syntactic) definition
Tautology	A statement whose truth table only has Ts under the main connective	A statement that can be derived without any premises.
Contradiction	A statement whose truth table only has Fs under the main connective	A statement whose negation can be derived without any premises
Contingent sentence	A statement whose truth table contains both Ts and Fs under the main connective	A statement that is not a syntactic tautology or contradiction
Equivalent sentences	The columns under the main connectives are identical.	The statements can be derived from each other
Inconsistent sentences	Sentences which do not have a single line in their truth table where they are all true.	Sentences which one can derive a contradiction from
Consistent sentences	Sentences which have at least one line in their truth table where they are all true.	Sentences which are no inconsistent
Valid argument	An argument whose truth table has no lines where there are all Ts under main connectives for the premises and an F under the main connective for the conclusion.	An argument where can derive the conclusion from the premises

Table 8.15: Two ways to define logical concepts.

thing you are defining. In the case of a definition of a sentence, the rules corresponded to the five sentential connectives (see p. ??). Once you have established a recursive definition, you can use that definition to show that all the members of the class you have defined have a certain property. You simply prove that the property is true of the members of the base class, and then you prove that the rules for extending the base class don't change the property. This is what it means to give a recursive proof.

Even though we don't have a recursive definition of a proof in SL, we can sketch how a recursive proof of the soundness of SL would go. Imagine a base class of one-line proofs, one for each of our eleven rules of inference. The members of this class would look like this  $\{\mathcal{A}, \mathcal{B}\} \vdash \mathcal{A} \& \mathcal{B}; \mathcal{A} \& \mathcal{B} \vdash \mathcal{A}; \{\mathcal{A} \vee \mathcal{B}, \sim \mathcal{A}\} \vdash \mathcal{B} \dots$  etc. Since some rules have a couple different forms, we would have to have add some members to this base class, for instance  $\mathcal{A} \& \mathcal{B} \vdash \mathcal{B}$ . Notice that these are all statements in the metalanguage. The proof that SL is sound is not a part of SL, because SL does not have the power to talk about itself.

You can use truth tables to prove to yourself that each of these one-line proofs in this base class is  $valid_{\models}$ . For instance the proof  $\{\mathcal{A}, \mathcal{B}\} \vdash \mathcal{A} \& \mathcal{B}$  corresponds to a truth table that shows  $\{\mathcal{A}, \mathcal{B}\} \models \mathcal{A} \& \mathcal{B}$ . This establishes the first part of our recursive proof.

The next step is to show that adding lines to any proof will never change a  $valid_{\models}$  proof into an  $invalid_{\models}$  one. We would need to do this for each of our eleven basic rules of inference. So, for instance, for  $\&I$  we need to show that for any proof  $\mathcal{A}_1 \dots \mathcal{A}_n \vdash \mathcal{B}$  adding a line where we use  $\&I$  to infer  $\mathcal{C} \& \mathcal{D}$ , where  $\mathcal{C} \& \mathcal{D}$  can be legitimately inferred from  $\{\mathcal{A}_1 \dots \mathcal{A}_n, \mathcal{B}\}$ , would not change a valid proof into an invalid proof. But wait, if we can legitimately derive  $\mathcal{C} \& \mathcal{D}$  from these premises, then  $\mathcal{C} \& \mathcal{D}$  must be already available in the proof. They are either members of  $\{\mathcal{A}_1 \dots \mathcal{A}_n, \mathcal{B}\}$  or can be legitimately derived from them. As such, any truth table line in which the premises are true must be a truth table line in which  $\mathcal{C}$  and  $\mathcal{D}$  are true. According to the characteristic truth table for  $\&$ , this means that  $\mathcal{C} \& \mathcal{D}$  is also true on that line. Therefore,  $\mathcal{C} \& \mathcal{D}$  validly follows from the premises. This means that using the  $\&E$  rule to extend a valid proof produces another valid proof.

In order to show that the proof system is sound, we would need to show this for the other inference rules. Since the derived rules are consequences of the basic rules, it would suffice to provide similar arguments for the 11 other basic rules. This tedious exercise falls beyond the scope of this book.

So we have shown that  $\mathcal{A} \vdash \mathcal{B}$  implies  $\mathcal{A} \models \mathcal{B}$ . What about the other direction, that is why think that *every* that can be shown valid using truth tables can also be proven using a derivation.

This is the problem of completeness. A proof system is COMPLETE if there is a proof of every valid argument. Proving that a system is complete is generally harder than proving that it is sound. Proving that a system is sound amounts to showing that all of the rules of your proof system work the way they are supposed to. Showing that a system is complete means showing that you have included *all* the rules you need, that you haven't left any out. Showing this is beyond the scope of this book. The important point is that, happily, the proof system for SL is both sound and complete. This is not the case for all proof systems and all formal languages.

Logical property	To prove it present	To prove it absent
Being a tautology	Derive the statement	Find the false line in the truth table for the sentence
Being a contradiction	Derive the negation of the statement	Find the true line in the truth table for the sentence
Contingency	Find a false line and a true line in the truth table for the statement	Prove the statement or its negation
Equivalence	Derive each statement from the other	Find a line in the truth tables for the statements where they have different values
Consistency	Find a line in truth table for the sentence where they all are true	Derive a contradiction from the sentences
Validity	Derive the conclusion from the premises	Find a line in the truth table where the premises are true and the conclusion false.

Table 8.16: When to provide a truth table and when to provide a proof.

Because it is true of SL, we can choose to give proofs or give truth tables—whichever is easier for the task at hand.

Now that we know that the truth table method is interchangeable with the method of derivation, you can choose which method you want to use for any given problem. Students often prefer to use truth tables, because a person can produce them purely mechanically, and that seems ‘easier’. However, we have already seen that truth tables become impossibly large after just a few sentence letters. On the other hand, there are a couple situations where using derivations simply isn’t possible. We syntactically defined a contingent sentence as a sentence that couldn’t be proven to be a tautology or a contradiction. There is no practical way to prove this kind of negative statement. We will never know if there isn’t some proof out there that a statement is a contradiction and we just haven’t found it yet. We have nothing to do in this situation but resort to truth tables. Similarly, we can use derivations to prove two sentences equivalent, but what if we want to prove that they are *not* equivalent? We have no way of proving that we will never find the relevant proof. So we have to fall back on truth tables again.

Table 8.16 summarizes when it is best to give proofs and when it is best to give truth tables.

## Practice Exercises

**Part A** Use either a derivation or a truth table for each of the following.

- (1) Show that  $A \rightarrow [((B \& C) \vee D) \rightarrow A]$  is a tautology.
- (2) Show that  $A \rightarrow (A \rightarrow B)$  is not a tautology
- (3) Show that the sentence  $A \rightarrow \sim A$  is not a contradiction.
- (4) Show that the sentence  $A \leftrightarrow \sim A$  is a contradiction.
- (5) Show that the sentence  $\sim(W \rightarrow (J \vee J))$  is contingent
- (6) Show that the sentence  $\sim(X \vee (Y \vee Z)) \vee (X \vee (Y \vee Z))$  is not contingent
- (7) Show that the sentence  $B \rightarrow \sim S$  is equivalent to the sentence  $\sim\sim B \rightarrow \sim S$
- (8) Show that the sentence  $\sim(X \vee O)$  is not equivalent to the sentence  $X \& O$
- (9) Show that the set  $\{\sim(A \vee B), C, C \rightarrow A\}$  is inconsistent.
- (10) Show that the set  $\{\sim(A \vee B), \sim B, B \rightarrow A\}$  is consistent
- (11) Show that  $\sim(A \vee (B \vee C)) \therefore \sim C$  is valid.
- (12) Show that  $\sim(A \& (B \vee C)) \therefore \sim C$  is invalid.

**Part B** Use either a derivation or a truth table for each of the following.

- (1) Show that  $A \rightarrow (B \rightarrow A)$  is a tautology
- (2) Show that  $\sim(((N \leftrightarrow Q) \vee Q) \vee N)$  is not a tautology
- (3) Show that  $Z \vee (\sim Z \leftrightarrow Z)$  is contingent
- (4) show that  $(L \leftrightarrow ((N \rightarrow N) \rightarrow L)) \vee H$  is not contingent
- (5) Show that  $(A \leftrightarrow A) \& (B \& \sim B)$  is a contradiction
- (6) Show that  $(B \leftrightarrow (C \vee B))$  is not a contradiction.
- (7) Show that  $((\sim X \leftrightarrow X) \vee X)$  is equivalent to  $X$
- (8) Show that  $F \& (K \& R)$  is not equivalent to  $(F \leftrightarrow (K \leftrightarrow R))$
- (9) Show that the set  $\{\sim(W \rightarrow W), (W \leftrightarrow W) \& W, E \vee (W \rightarrow \sim(E \& W))\}$  is inconsistent.
- (10) Show that the set  $\{\sim R \vee C, (C \& R) \rightarrow R, (\sim(R \vee R) \rightarrow R)\}$  is consistent.
- (11) Show that  $\sim\sim(C \leftrightarrow \sim C), ((G \vee C) \vee G) \therefore ((G \rightarrow C) \& G)$  is valid.
- (12) Show that  $\sim\sim L, (C \rightarrow \sim L) \rightarrow C \therefore \sim C$  is invalid.

## Key Terms

**Completeness**

**Syntactically contingent in SL**

**Soundness**

**Syntactically inconsistent in SL**

**Syntactic contradiction in SL**

**Syntactically logically equivalent in SL**

**Syntactic tautology in SL**

**Syntactically consistent in SL**

**Syntactically valid in SL**

## Part IV

# Quantificational Logic

## Chapter 9

# Quantified Logic

This chapter introduces a logical language called QL. It is a version of *quantified logic*, because it introduces words like *all* and *some*, which tell us about quantities. Quantified logic is also sometimes called *predicate logic*, because the basic units of the language are predicates and terms.

### 9.1 From Sentences to Predicates

Consider the following argument, which is obviously valid in English:

If everyone knows logic, then either no one will be confused or everyone will. Everyone will be confused only if we try to believe a contradiction. Everyone knows logic. Therefore, if we don't try to believe a contradiction, then no one will be confused.

In order to symbolize this in SL, we will need a symbolization key.

- L:** Everyone knows logic.
- N:** No one will be confused.
- E:** Everyone will be confused.
- B:** We try to believe a contradiction.

Notice that  $N$  and  $E$  are both about people being confused, but they are two separate sentence letters. We could not replace  $E$  with  $\sim N$ . Why not?  $\sim N$  means "It is not the case that no one will be confused." This would be the case if even one person were confused, so it is a long way from saying that *everyone* will be confused.

Once we have separate sentence letters for  $N$  and  $E$ , however, we erase any connection between the two. They are just two atomic sentences which might be true or false independently. In

English, it could never be the case that both no one and everyone was confused. As sentences of SL, however, there is a truth value assignment for which  $N$  and  $E$  are both true.

Expressions like “no one”, “everyone”, and “anyone” are called *quantifiers*. By translating  $N$  and  $E$  as separate atomic sentences, we leave out the *quantifier structure* of the sentences. Fortunately, the quantifier structure is not what makes this argument valid. As such, we can safely ignore it. To see this, we translate the argument to SL:

$$\begin{array}{l} 1. L \rightarrow (N \vee E) \\ 2. E \rightarrow B \\ 3. L \\ \hline \therefore \sim B \rightarrow N \end{array}$$

This is a valid argument in SL. (You can do a truth table to check this.)

Now consider another argument. This one is also valid in English.

Willard is a logician. All logicians wear funny hats. Therefore, Willard wears a funny hat.

To symbolize it in SL, we define a symbolization key:

- L:** Willard is a logician.
- A:** All logicians wear funny hats.
- F:** Willard wears a funny hat.

Now we symbolize the argument:

$$\begin{array}{l} 1. L \\ 2. A \\ \hline \therefore F \end{array}$$

This is *invalid* in SL. (Again, you can confirm this with a truth table.) There is something very wrong here, because this is clearly a valid argument in English. The symbolization in SL leaves out all the important structure. Once again, the translation to SL overlooks quantifier structure: The sentence “All logicians wear funny hats” is about both logicians and hat-wearing. By not translating this structure, we lose the connection between Willard’s being a logician and Willard’s wearing a hat.

Some arguments with quantifier structure can be captured in SL, like the first example, even though SL ignores the quantifier structure. Other arguments are completely botched in SL, like



the second example. Notice that the problem is not that we have made a mistake while symbolizing the second argument. These are the best symbolizations we can give for these arguments *in SL*.

Generally, if an argument containing quantifiers comes out *valid in SL*, then the English language argument is valid. If it comes out *invalid in SL*, then we cannot say the English language argument is invalid. The argument might be valid because of quantifier structure which the natural language argument has and which the argument in SL lacks.

Similarly, if a sentence with quantifiers comes out as a *tautology in SL*, then the English sentence is logically true. If it comes out as *contingent in SL*, then this might be because of the structure of the quantifiers that gets removed when we translate into the formal language.

In order to symbolize arguments that rely on quantifier structure, we need to develop a different logical language. We will call this language quantified logic, QL.

## 9.2 Building Blocks of Quantified Logic

Just as sentences were the basic unit of sentential logic, predicates will be the basic unit of quantified logic. A predicate is an expression like “is a dog.” This is not a sentence on its own. It is neither true nor false. In order to be true or false, we need to specify something: Who or what is it that is a dog?

The details of this will be explained in the rest of the chapter, but here is the basic idea: In QL, we will represent predicates with capital letters. For instance, we might let  $D$  stand for “\_\_\_\_\_ is a dog.” We will use lower-case letters as the names of specific things. For instance, we might let  $b$  stand for Bertie. The expression  $Db$  will be a sentence in QL. It is a translation of the sentence “Bertie is a dog.”

In order to represent quantifier structure, we will also have symbols that represent quantifiers. For instance, “ $\exists$ ” will mean “There is some\_\_\_\_\_.” So to say that there is a dog, we can write  $\exists xDx$ ; that is: There is some  $x$  such that  $x$  is a dog.

That will come later. We start by defining singular terms and predicates.

### Singular Terms

In English, a SINGULAR TERM is a word or phrase that refers to a *specific* person, place, or thing. The word “dog” is not a singular term, because there are a great many dogs. The phrase “Philip’s dog Bertie” is a singular term, because it refers to a specific little terrier.

A PROPER NAME is a singular term that picks out an individual without describing it. The name “Emerson” is a proper name, and the name alone does not tell you anything about Emerson. Of course, some names are traditionally given to boys and other are traditionally given

to girls. If “Jack Hathaway” is used as a singular term, you might guess that it refers to a man. However, the name does not necessarily mean that the person referred to is a man—or even that the creature referred to is a person. Jack might be a giraffe for all you could tell just from the name. There is a great deal of philosophical action surrounding this issue, but the important point here is that a name is a singular term because it picks out a single, specific individual.

Other singular terms more obviously convey information about the thing to which they refer. For instance, you can tell without being told anything further that “Philip’s dog Bertie” is a singular term that refers to a dog. A DEFINITE DESCRIPTION picks out an individual by means of a unique description. In English, definite descriptions are often phrases of the form “the such-and-so.” They refer to *the* specific thing that matches the given description. For example, “the tallest member of Monty Python” and “the first emperor of China” are definite descriptions. A description that does not pick out a specific individual is not a definite description. “A member of Monty Python” and “an emperor of China” are not definite descriptions.

We can use proper names and definite descriptions to pick out the same thing. The proper name “Mount Rainier” names the location picked out by the definite description “the highest peak in Washington state.” The expressions refer to the same place in different ways. You learn nothing from my saying that I am going to Mount Rainier, unless you already know some geography. You could guess that it is a mountain, perhaps, but even this is not a sure thing; for all you know it might be a college, like Mount Holyoke. Yet if I were to say that I was going to the highest peak in Washington state, you would know immediately that I was going to a mountain in Washington state.

In English, the specification of a singular term may depend on context; “Willard” means a specific person and not just someone named Willard; “P.D. Magnus” as a logical singular term means *me* and not the other P.D. Magnus. We live with this kind of ambiguity in English, but it is important to keep in mind that singular terms in QL must refer to just one specific thing.

In QL, we will symbolize singular terms with lower-case letters  $a$  through  $w$ . We can add subscripts if we want to use some letter more than once. So  $a, b, c, \dots, w, a_1, f_{32}, j_{390}$ , and  $m_{12}$  are all terms in QL.

Singular terms are called CONSTANTS because they pick out specific individuals. Note that  $x, y$ , and  $z$  are not constants in QL. They will be VARIABLES, letters which do not stand for any specific thing. We will need them when we introduce quantifiers.

## Predicates

The simplest predicates are properties of individuals. They are things you can say about an object. “\_\_\_\_\_ is a dog” and “\_\_\_\_\_ is a member of Monty Python” are both predicates. In translating English sentences, the term will not always come at the beginning of the sentence: “A piano fell on \_\_\_\_\_” is also a predicate. Predicates like these are called ONE-PLACE or MONADIC, because there is only one blank to fill in. A one-place predicate and a singular term combine to make a sentence.

Other predicates are about the *relation* between two things. For instance, “\_\_\_\_\_ is bigger than \_\_\_\_\_”, “\_\_\_\_\_ is to the left of \_\_\_\_\_”, and “\_\_\_\_\_ owes money to \_\_\_\_\_.” These are TWO-PLACE or DYADIC predicates, because they need to be filled in with two terms in order to make a sentence.

In general, you can think about predicates as schematic sentences that need to be filled out with some number of terms. Conversely, you can start with sentences and make predicates out of them by removing terms. Consider the sentence, “Vinnie borrowed the family car from Nunzio.” By removing a singular term, we can recognize this sentence as using any of three different monadic predicates:

\_\_\_\_\_ borrowed the family car from Nunzio.  
 Vinnie borrowed \_\_\_\_\_ from Nunzio.  
 Vinnie borrowed the family car from \_\_\_\_\_.

By removing two singular terms, we can recognize three different dyadic predicates:

Vinnie borrowed \_\_\_\_\_ from \_\_\_\_\_.  
 \_\_\_\_\_ borrowed the family car from \_\_\_\_\_.  
 \_\_\_\_\_ borrowed \_\_\_\_\_ from Nunzio.

By removing all three singular terms, we can recognize one THREE-PLACE or TRIADIC predicate:

\_\_\_\_\_ borrowed \_\_\_\_\_ from \_\_\_\_\_.

If we are translating this sentence into QL, should we translate it with a one-, two-, or three-place predicate? It depends on what we want to be able to say. If the only thing that we will discuss being borrowed is the family car, then the generality of the three-place predicate is unnecessary. If the only borrowing we need to symbolize is different people borrowing the family car from Nunzio, then a one-place predicate will be enough.

In general, we can have predicates with as many places as we need. Predicates with more than one place are called POLYADIC. Predicates with  $n$  places, for some number  $n$ , are called N-PLACE or N-ADIC.

In QL, we symbolize predicates with capital letters  $A$  through  $Z$ , with or without subscripts. When we give a symbolization key for predicates, we will not use blanks; instead, we will use variables. By convention, constants are listed at the end of the key. So we might write a key that looks like this:

**Ax:**  $x$  is angry.  
**Hx:**  $x$  is happy.  
**T<sub>1</sub>xy:**  $x$  is as tall or taller than  $y$ .  
**T<sub>2</sub>xy:**  $x$  is as tough or tougher than  $y$ .  
**Bxyz:**  $y$  is between  $x$  and  $z$ .

**d:** Donald  
**g:** Gregor  
**m:** Marybeth

We can symbolize sentences that use any combination of these predicates and terms. For example:

1. Donald is angry.
2. If Donald is angry, then so are Gregor and Marybeth.
3. Marybeth is at least as tall and as tough as Gregor.
4. Donald is shorter than Gregor.
5. Gregor is between Donald and Marybeth.

Sentence 1 is straightforward:  $Ad$ . The “ $x$ ” in the key entry “ $Ax$ ” is just a placeholder; we can replace it with other terms when translating.

Sentence 2 can be paraphrased as, “If  $Ad$ , then  $Ag$  and  $Am$ .” QL has all the truth-functional connectives of SL, so we translate this as  $Ad \rightarrow (Ag \& Am)$ .

Sentence 3 can be translated as  $T_1mg \& T_2mg$ .

Sentence 4 might seem as if it requires a new predicate. If we only needed to symbolize this sentence, we could define a predicate like  $Sxy$  to mean “ $x$  is shorter than  $y$ .” However, this would ignore the logical connection between “shorter” and “taller.” Considered only as symbols of QL, there is no connection between  $S$  and  $T_1$ . They might mean anything at all. Instead of introducing a new predicate, we paraphrase sentence 4 using predicates already in our key: “It is not the case that Donald is as taller or taller than Gregor.” We can translate it as  $\sim T_1dg$ .

Sentence 5 requires that we pay careful attention to the order of terms in the key. It becomes  $Bdgm$ .

## Practice Exercises

**Part A** Which of the following are terms in English?

- |                                |  |
|--------------------------------|--|
| 1) Bob Barker                  | 6) the person with the highest grade in this class |
| 2) some bees                   | 7) Barak Obama                                     |
| 3) the oldest person alive now | 8) the fast lane on I-90 eastbound                 |
| 4) my dog Edie                 | 9) a herd of elephants                             |
| 5) numbers                     | 10) a herd of Asian elephants.                     |

**Part B** Of the singular terms in **Part A**, which were proper names and which were definite descriptions?

**Part C** Given the following translation key, translate the sentences below.

**Fxy:**  $x$  is a friend of  $y$

**Sxy:**  $x$  is a sibling of  $y$ .

**Oxy:**  $x$  is older than  $y$

**Txy:**  $x$  is taller than  $y$ .

**Cx:**  $x$  is a child

**Ax:**  $x$  is an adult.

**c:** Caroline

**j:** Joey

**a:** Allison

**o:** Jane

**m:** Molly

**r:** Rob

- 1) Joey is a child
- 2) Rob is taller than Joey
- 3) Joey is shorter or the same height as Rob
- 4) Joey and Alison are friends.
- 5) Caroline and Joey are siblings
- 6) Caroline and Joey are not friends
- 7) Alison and Jane are friends and siblings.
- 8) Molly is an adult
- 9) Molly is not a child
- 10) Molly is neither older nor taller than Rob.

## 9.3 Quantifiers

We are now ready to introduce quantifiers. Consider these sentences:

6. Everyone is happy.
7. Everyone is at least as tough as Donald.
8. Someone is angry.

It might be tempting to translate sentence 6 as  $Hd \& Hg \& Hm$ . Yet this would only say that Donald, Gregor, and Marybeth are happy. We want to say that *everyone* is happy, even if we have not defined a constant to name them. In order to do this, we introduce the  $\forall$  symbol. This is called the UNIVERSAL QUANTIFIER.

A quantifier must always be followed by a variable and a formula that includes that variable. We can translate sentence 6 as  $\forall x Hx$ . Paraphrased in English, this means “For all  $x$ ,  $x$  is happy.” We call  $\forall x$  an *x-quantifier*. The formula that follows the quantifier is called the *scope* of the quantifier. We will give a formal definition of scope later, but intuitively it is the part of the sentence that the quantifier quantifies over. In  $\forall x Hx$ , the scope of the universal quantifier is  $Hx$ .

Sentence 7 can be paraphrased as, “For all  $x$ ,  $x$  is at least as tough as Donald.” This translates as  $\forall x T_2 x d$ .

In these quantified sentences, the variable  $x$  is serving as a kind of placeholder. The expression  $\forall x$  means that you can pick anyone and put them in as  $x$ . There is no special reason to use  $x$  rather than some other variable. The sentence  $\forall x Hx$  means exactly the same thing as  $\forall y Hy$ ,  $\forall z Hz$ , and  $\forall x_5 Hx_5$ .

To translate sentence 8, we introduce another new symbol: the EXISTENTIAL QUANTIFIER,  $\exists$ . Like the universal quantifier, the existential quantifier requires a variable. Sentence 8 can be translated as  $\exists x Ax$ . This means that there is some  $x$  which is angry. More precisely, it means that there is *at least one* angry person. Once again, the variable is a kind of placeholder; we could just as easily have translated sentence 8 as  $\exists z Az$ .

Consider these further sentences:

9. No one is angry.
10. There is someone who is not happy.
11. Not everyone is happy.

Sentence 9 can be paraphrased as, “It is not the case that someone is angry.” This can be translated using negation and an existential quantifier:  $\sim \exists x Ax$ . Yet sentence 9 could also be paraphrased as, “Everyone is not angry.” With this in mind, it can be translated using negation and a universal quantifier:  $\forall x \sim Ax$ . Both of these are acceptable translations, because they are logically equivalent. The critical thing is whether the negation comes before or after the quantifier.

In general,  $\forall x \mathcal{A}$  is logically equivalent to  $\sim \exists x \sim \mathcal{A}$ . This means that any sentence which can be symbolized with a universal quantifier can be symbolized with an existential quantifier, and vice versa. One translation might seem more natural than the other, but there is no logical difference in translating with one quantifier rather than the other. For some sentences, it will simply be a matter of taste.

Sentence 10 is most naturally paraphrased as, “There is some  $x$  such that  $x$  is not happy.” This becomes  $\exists x \sim Hx$ . Equivalently, we could write  $\sim \forall x Hx$ .

Sentence 11 is most naturally translated as  $\sim\forall xHx$ . This is logically equivalent to sentence 10 and so could also be translated as  $\exists x\sim Hx$ .

Although we have two quantifiers in QL, we could have an equivalent formal language with only one quantifier. We could proceed with only the universal quantifier, for instance, and treat the existential quantifier as a notational convention. We use square brackets [ ] to make some sentences more readable, but we know that these are really just parentheses ( ). In the same way, we could write “ $\exists x$ ” knowing that this is just shorthand for “ $\sim\forall x\sim$ .” There is a choice between making logic formally simple and making it expressively simple. With QL, we opt for expressive simplicity. Both  $\forall$  and  $\exists$  will be symbols of QL.

## Universe of Discourse

Given the symbolization key we have been using,  $\forall xHx$  means “Everyone is happy.” Who is included in this *everyone*? When we use sentences like this in English, we usually do not mean everyone now alive on the Earth. We certainly do not mean everyone who was ever alive or who will ever live. We mean something more modest: everyone in the building, everyone in the class, or everyone in the room.

In order to eliminate this ambiguity, we will need to specify a UNIVERSE OF DISCOURSE—abbreviated UD. The UD is the set of things that we are talking about. So if we want to talk about people in Chicago, we define the UD to be people in the Chicago. We write this at the beginning of the symbolization key, like this:

**UD:** people in Chicago

The quantifiers *range over* the universe of discourse. Given this UD,  $\forall x$  means “Everyone in Chicago” and  $\exists x$  means “Someone in Chicago.” Each constant names some member of the UD, so we can only use this UD with the symbolization key above if Donald, Gregor, and Marybeth are all in Chicago. If we want to talk about people in places besides Chicago, then we need to include those people in the UD.

In QL, the UD must be *non-empty*; that is, it must include at least one thing. It is possible to construct formal languages that allow for empty UD's, but this introduces complications.

Even allowing for a UD with just one member can produce some strange results. Suppose we have this as a symbolization key:

**UD:** the Eiffel Tower  
**Px:**  $x$  is in Paris.

The sentence  $\forall xPx$  might be paraphrased in English as “Everything is in Paris.” Yet that would be misleading. It means that everything *in the UD* is in Paris. This UD contains only the Eiffel Tower, so with this symbolization key  $\forall xPx$  just means that the Eiffel Tower is in Paris.

## Non-referring terms

In QL, each constant must pick out exactly one member of the UD. A constant cannot refer to more than one thing—it is a *singular* term. Each constant must still pick out *something*. This is connected to a classic philosophical problem: the so-called problem of non-referring terms.

Medieval philosophers typically used sentences about the *chimera* to exemplify this problem. Chimera is a mythological creature; it does not really exist. Consider these two sentences:

12. Chimera is angry.
13. Chimera is not angry.

It is tempting just to define a constant to mean “chimera.” The symbolization key would look like this:

**UD:** creatures on Earth

**Ax:**  $x$  is angry.

**c:** chimera

We could then translate sentence 12 as  $Ac$  and sentence 13 as  $\sim Ac$ .

Problems will arise when we ask whether these sentences are true or false.

One option is to say that sentence 12 is not true, because there is no chimera. If sentence 12 is false because it talks about a non-existent thing, then sentence 13 is false for the same reason. Yet this would mean that  $Ac$  and  $\sim Ac$  would both be false. Given the truth conditions for negation, this cannot be the case.

Since we cannot say that they are both false, what should we do? Another option is to say that sentence 12 is *meaningless* because it talks about a non-existent thing. So  $Ac$  would be a meaningful expression in QL for some interpretations but not for others. Yet this would make our formal language hostage to particular interpretations. Since we are interested in logical form, we want to consider the logical force of a sentence like  $Ac$  apart from any particular interpretation. If  $Ac$  were sometimes meaningful and sometimes meaningless, we could not do that.

This is the *problem of non-referring terms*, and we will return to it later (see p. 291.) The important point for now is that each constant of QL *must* refer to something in the UD, although the UD can be any set of things that we like. If we want to symbolize arguments about mythological creatures, then we must define a UD that includes them. This option is important if we want to consider the logic of stories. We can translate a sentence like “Sherlock Holmes lived at 221B Baker Street” by including fictional characters like Sherlock Holmes in our UD.



## 9.4 Translating to Quantified Logic

We now have all of the pieces of QL. Translating more complicated sentences will only be a matter of knowing the right way to combine predicates, constants, quantifiers, and connectives. Consider these sentences:

14. Every coin in my pocket is a quarter.
15. Some coin on the table is a dime.
16. Not all the coins on the table are dimes.
17. None of the coins in my pocket are dimes.

In providing a symbolization key, we need to specify a UD. Since we are talking about coins in my pocket and on the table, the UD must at least contain all of those coins. Since we are not talking about anything besides coins, we let the UD be all coins. Since we are not talking about any specific coins, we do not need to define any constants. So we define this key:

**UD:** all coins  
**Px:**  $x$  is in my pocket.  
**Tx:**  $x$  is on the table.  
**Qx:**  $x$  is a quarter.  
**Dx:**  $x$  is a dime.

Sentence 14 is most naturally translated with a universal quantifier. The universal quantifier says something about everything in the UD, not just about the coins in my pocket. Sentence 14 means that, for any coin, *if* that coin is in my pocket *then* it is a quarter. So we can translate it as  $\forall x(Px \rightarrow Qx)$ .

Since sentence 14 is about coins that are both in my pocket *and* that are quarters, it might be tempting to translate it using a conjunction. However, the sentence  $\forall x(Px \& Qx)$  would mean that everything in the UD is both in my pocket and a quarter: All the coins that exist are quarters in my pocket. This is would be a crazy thing to say, and it means something very different than sentence 14.

Sentence 15 is most naturally translated with an existential quantifier. It says that there is some coin which is both on the table and which is a dime. So we can translate it as  $\exists x(Tx \& Dx)$ .

Notice that we needed to use a conditional with the universal quantifier, but we used a conjunction with the existential quantifier. What would it mean to write  $\exists x(Tx \rightarrow Dx)$ ? Probably not what you think. It means that there is some member of the UD which would satisfy the subformula; roughly speaking, there is some  $a$  such that  $(Ta \rightarrow Da)$  is true. In SL,  $\mathcal{A} \rightarrow \mathcal{B}$  is logically equivalent to  $\sim\mathcal{A} \vee \mathcal{B}$ , and this will also hold in QL. So  $\exists x(Tx \rightarrow Dx)$  is true if there is some  $a$  such that  $(\sim Ta \vee Da)$ ; i.e., it is true if some coin is *either* not on the table *or* is a dime. Of course there is a coin that is not the table—there are coins lots of other places. So  $\exists x(Tx \rightarrow Dx)$  is trivially true. A conditional will usually be the natural connective to use with a universal quantifier, but a conditional within the scope of an existential quantifier can do very

strange things. As a general rule, do not put conditionals in the scope of existential quantifiers unless you are sure that you need one.

Sentence 16 can be paraphrased as, “It is not the case that every coin on the table is a dime.” So we can translate it as  $\sim\forall x(Tx \rightarrow Dx)$ . You might look at sentence 16 and paraphrase it instead as, “Some coin on the table is not a dime.” You would then translate it as  $\exists x(Tx \& \sim Dx)$ . Although it is probably not obvious, these two translations are logically equivalent. (This is due to the logical equivalence between  $\sim\forall x\mathcal{A}$  and  $\exists x\sim\mathcal{A}$ , along with the equivalence between  $\sim(\mathcal{A} \rightarrow \mathcal{B})$  and  $\mathcal{A} \& \sim\mathcal{B}$ .)

Sentence 17 can be paraphrased as, “It is not the case that there is some dime in my pocket.” This can be translated as  $\sim\exists x(Px \& Dx)$ . It might also be paraphrased as, “Everything in my pocket is a non-dime,” and then could be translated as  $\forall x(Px \rightarrow \sim Dx)$ . Again the two translations are logically equivalent. Both are correct translations of sentence 17.

We can now translate the argument from p. 262, the one that motivated the need for quantifiers:

Willard is a logician. All logicians wear funny hats.  
 $\therefore$  Willard wears a funny hat.

**UD:** people  
**Lx:**  $x$  is a logician.  
**Fx:**  $x$  wears a funny hat.  
**w:** Willard

Translating, we get:

1.  $Lw$   
 2.  $\forall x(Lx \rightarrow Fx)$   
 -----  
 $\therefore Fw$

This captures the structure that was left out of the SL translation of this argument, and this is a valid argument in QL.

## Empty predicates

A predicate need not apply to anything in the UD. A predicate that applies to nothing in the UD is called an **EMPTY PREDICATE**.

Suppose we want to symbolize these two sentences:

18. Every monkey knows sign language.

19. Some monkey knows sign language.

It is possible to write the symbolization key for these sentences in this way:

**UD:** animals  
**Mx:**  $x$  is a monkey.  
**Sx:**  $x$  knows sign language.

Sentence 18 can now be translated as  $\forall x(Mx \rightarrow Sx)$ .

Sentence 19 becomes  $\exists x(Mx \& Sx)$ .

It is tempting to say that sentence 18 entails sentence 19; that is: if every monkey knows sign language, then it must be that some monkey knows sign language. This is a valid inference in Aristotelean logic: All  $M$ s are  $S$ ,  $\therefore$  some  $M$  is  $S$ . However, the entailment does not hold in QL. It is possible for the sentence  $\forall x(Mx \rightarrow Sx)$  to be true even though the sentence  $\exists x(Mx \& Sx)$  is false.

How can this be? The answer comes from considering whether these sentences would be true or false *if there were no monkeys*.

We have defined  $\forall$  and  $\exists$  in such a way that  $\forall \mathcal{A}$  is equivalent to  $\sim \exists \sim \mathcal{A}$ . As such, the universal quantifier doesn't involve the existence of anything—only non-existence. If sentence 18 is true, then there are *no* monkeys who don't know sign language. If there were no monkeys, then  $\forall x(Mx \rightarrow Sx)$  would be true and  $\exists x(Mx \& Sx)$  would be false.

We allow empty predicates because we want to be able to say things like, “I do not know if there are any monkeys, but any monkeys that there are know sign language.” That is, we want to be able to have predicates that do not (or might not) refer to anything.

What happens if we add an empty predicate  $R$  to the interpretation above? For example, we might define  $Rx$  to mean “ $x$  is a refrigerator.” Now the sentence  $\forall x(Rx \rightarrow Mx)$  will be true. This is counterintuitive, since we do not want to say that there are a whole bunch of refrigerator monkeys. It is important to remember, though, that  $\forall x(Rx \rightarrow Mx)$  means that any member of the UD that is a refrigerator is a monkey. Since the UD is animals, there are no refrigerators in the UD and so the sentence is trivially true.

If you were actually translating the sentence “All refrigerators are monkeys”, then you would want to include appliances in the UD. Then the predicate  $R$  would not be empty and the sentence  $\forall x(Rx \rightarrow Mx)$  would be false.

## Picking a Universe of Discourse

The appropriate symbolization of an English language sentence in QL will depend on the symbolization key. In some ways, this is obvious: It matters whether  $Dx$  means “ $x$  is dainty” or “ $x$  is dangerous.” The meaning of sentences in QL also depends on the UD.

- ▷ A UD must have *at least* one member.
- ▷ A predicate may apply to some, all, or no members of the UD.
- ▷ A constant must pick out *exactly* one member of the UD.  
A member of the UD may be picked out by one constant, many constants, or none at all.

Let  $Rx$  mean “ $x$  is a rose,” let  $Tx$  mean “ $x$  has a thorn,” and consider this sentence:

20. Every rose has a thorn.

It is tempting to say that sentence 20 should be translated as  $\forall x(Rx \rightarrow Tx)$ . If the UD contains all roses, that would be correct. Yet if the UD is merely *things on my kitchen table*, then  $\forall x(Rx \rightarrow Tx)$  would only mean that every rose on my kitchen table has a thorn. If there are no roses on my kitchen table, the sentence would be trivially true.

The universal quantifier only ranges over members of the UD, so we need to include all roses in the UD in order to translate sentence 20. We have two options. First, we can restrict the UD to include all roses but *only* roses. Then sentence 20 becomes  $\forall xTx$ . This means that everything in the UD has a thorn; since the UD just is the set of roses, this means that every rose has a thorn. This option can save us trouble if every sentence that we want to translate using the symbolization key is about roses.

Second, we can let the UD contain things besides roses: rhododendrons, rats, rifles, and whatall else. Then sentence 20 must be  $\forall x(Rx \rightarrow Tx)$ .

If we wanted the universal quantifier to mean *every* thing, without restriction, then we might try to specify a UD that contains everything. This would lead to problems. Does “everything” include things that have only been imagined, like fictional characters? On the one hand, we want to be able to symbolize arguments about Hamlet or Sherlock Holmes. So we need to have the option of including fictional characters in the UD. On the other hand, we never need to talk about every thing that does not exist. That might not even make sense. There are philosophical issues here that we will not try to address. We can avoid these difficulties by always specifying the UD. For example, if we mean to talk about plants, people, and cities, then the UD might be “living things and places.”

Suppose that we want to translate sentence 20 and, with the same symbolization key, translate these sentences:

- 21. Esmerelda has a rose in her hair.
- 22. Everyone is cross with Esmerelda.

We need a UD that includes roses (so that we can symbolize sentence 20) and a UD that

includes people (so we can translate sentence 21–22.) Here is a suitable key:

**UD:** people and plants  
**Px:**  $x$  is a person.  
**Rx:**  $x$  is a rose.  
**Tx:**  $x$  has a thorn.  
**Cxy:**  $x$  is cross with  $y$ .  
**Hxy:**  $x$  has  $y$  in their hair.  
**e:** Esmerelda

Since we do not have a predicate that means “. . . has a rose in her hair”, translating sentence 21 will require paraphrasing. The sentence says that there is a rose in Esmerelda’s hair; that is, there is something which is both a rose and is in Esmerelda’s hair. So we get:  $\exists x(Rx \ \& \ Hex)$ .

It is tempting to translate sentence 22 as  $\forall xCxe$ . Unfortunately, this would mean that every member of the UD is cross with Esmerelda—both people and plants. It would mean, for instance, that the rose in Esmerelda’s hair is cross with her. Of course, sentence 22 does not mean that.

“Everyone” means every person, not every member of the UD. So we can paraphrase sentence 22 as, “Every person is cross with Esmerelda.” We know how to translate sentences like this:  $\forall x(Px \rightarrow Cxe)$

In general, the universal quantifier can be used to mean “everyone” if the UD contains only people. If there are people and other things in the UD, then “everyone” must be treated as “every person.”

## Practice Exercises

**Part A** Using the symbolization key given, translate each English-language sentence into QL.

**UD:** all animals  
**Ax:**  $x$  is an alligator.  
**Mx:**  $x$  is a monkey.  
**Rx:**  $x$  is a reptile.  
**Zx:**  $x$  lives at the zoo.  
**Lxy:**  $x$  loves  $y$ .  
**a:** Amos  
**b:** Bouncer  
**c:** Cleo

1. Amos, Bouncer, and Cleo all live at the zoo.
2. Bouncer is a reptile, but not an alligator.
3. If Cleo loves Bouncer, then Bouncer is a monkey.
4. If both Bouncer and Cleo are alligators, then Amos loves them both.

5. Some reptile lives at the zoo.
6. Every alligator is a reptile.
7. Any animal that lives at the zoo is either a monkey or an alligator.
8. There are reptiles which are not alligators.
9. Cleo loves a reptile.
10. Bouncer loves all the monkeys that live at the zoo.
11. All the monkeys that Amos loves love him back.
12. If any animal is an alligator, then it is a reptile.
13. Every monkey that Cleo loves is also loved by Amos.
14. There is a monkey that loves Bouncer, but sadly Bouncer does not reciprocate this love.

**Part B** Our language QL is an expanded and more powerful way of dealing with the categorical syllogisms, we studied in Chapter 5. Here are a few of the valid forms we looked at on page ?? . Translate each into QL.

- 1) Barbara: All  $M$ s are  $P$ s. All  $S$ s are  $M$ s.  $\therefore$  All  $S$ s are  $P$ s.
- 2) Cesare: No  $P$ s are  $M$ s. All  $S$ s are  $M$ s.  $\therefore$  No  $S$ s are  $P$ s.
- 3) Datisi: All  $M$ s are  $P$ s. Some  $M$ s are  $S$ s.  $\therefore$  Some  $S$ s are  $P$ s.
- 4) Calemes: All  $P$ s are  $M$ s. No  $M$ s are  $S$ s.  $\therefore$  No  $S$ s are  $P$ s.
- 5) Celarent: No  $M$ s are  $P$ s. All  $S$ s are  $M$ s.  $\therefore$  No  $S$ s are  $P$ s.
- 6) Camestres: All  $P$ s are  $M$ s. No  $S$ s are  $M$ s.  $\therefore$  No  $S$ s are  $P$ s.
- 7) Disamis: Some  $M$ s are  $P$ s. All  $M$ s are  $S$ s.  $\therefore$  Some  $S$ s are  $P$ s.
- 8) Dimatis: Some  $P$ s are  $M$ s. All  $M$ s are  $S$ s.  $\therefore$  Some  $S$ s are  $P$ s.
- 9) Darii: All  $M$ s are  $P$ s. Some  $S$ s are  $M$ s.  $\therefore$  Some  $S$ s are  $P$ s.
- 10) Festino: No  $P$ s are  $M$ s. Some  $S$ s are  $M$ s.  $\therefore$  Some  $S$ s are not  $P$ s.
- 11) Ferison No  $M$ s are  $P$ s. Some  $M$ s are  $S$ s.  $\therefore$  Some  $S$ s are not  $P$ s.
- 12) Fresison No  $P$ s are  $M$ s Some  $M$ s are  $S$ s.  $\therefore$  Some  $S$ s are not  $P$ s.

**Part C** Here are the remaining 12 syllogisms studied by Aristotle and his followers. Translate each into QL.

- 1) Ferio: No  $M$ s are  $P$ s. Some  $S$ s are  $M$ s.  $\therefore$  Some  $S$ s are not  $P$ s.
- 2) Baroco: All  $P$ s are  $M$ s. Some  $S$ s are not  $M$ s.  $\therefore$  Some  $S$ s are not  $P$ s.
- 3) Bocardo: Some  $M$ s are not  $P$ s. All  $M$ s are  $S$ s.  $\therefore$  Some  $S$ s are not  $P$ s.
- 4) Calemos: All  $P$ s are  $M$ s. And no  $M$ s are  $S$ s.  $\therefore$  Some  $S$ s are not  $P$ s.
- 5) Barbari All  $M$ s are  $P$ s. All  $S$ s are  $M$ s.  $\therefore$  Some  $S$ s are  $P$ s.
- 6) Camestros: All  $P$ s are  $M$ s. No  $S$ s are  $M$ s.  $\therefore$  Some  $S$ s are not  $P$ s.
- 7) Darapti: All  $M$ s are  $P$ s. All  $M$ s are  $S$ s.  $\therefore$  Some  $S$ s are  $P$ s.
- 8) Fesapo: No  $P$ s are  $M$ s. All  $M$ s are  $S$ s.  $\therefore$  Some  $S$ s are not  $P$ s.
- 9) Celaront: No  $M$ s are  $P$ s. All  $S$ s are  $M$ s.  $\therefore$  Some  $S$ s are not  $P$ s.
- 10) Cesaro: No  $P$ s are  $M$ s. All  $S$ s are  $M$ s.  $\therefore$  Some  $S$ s are not  $P$ s.

- 11) Felapton: No  $M$ s are  $P$ s. All  $M$ s are  $S$ s.  $\therefore$  Some  $S$ s are not  $P$ s.  
 12) Bamalip: All  $P$ s are  $M$ s. All  $M$ s are  $S$ s.  $\therefore$  Some  $S$ s are  $P$ s.

## 9.5 Recursive Syntax for QL

Up to this point, we have been working informally while translating things in to QL. Now we will introduce a more rigorous syntax for the language we are using. As in section 4 of chapter 2, we will be using recursive definitions. This time, however, we will need to define two kinds of grammatical units. In addition to defining a sentence in QL, we will need to define something called a *well-formed formula* or WFF. A well-formed formula will be like a sentence, but it will have some elements missing, and it won't have a truth value until those elements are provided.

### Expressions

There are six kinds of symbols in QL:

predicates with subscripts, as needed	$A, B, C, \dots, Z$ $A_1, B_1, Z_1, A_2, A_{25}, J_{375}, \dots$
constants with subscripts, as needed	$a, b, c, \dots, w$ $a_1, w_4, h_7, m_{32}, \dots$
variables with subscripts, as needed	$x, y, z$ $x_1, y_1, z_1, x_2, \dots$
connectives	$\sim, \&, \vee, \rightarrow, \leftrightarrow$
parentheses	$(, )$
quantifiers	$\forall, \exists$

We define an EXPRESSION OF QL as any string of symbols of SL. Take any of the symbols of QL and write them down, in any order, and you have an expression.

### Well-formed formulae

By definition, a TERM OF QL is either a constant or a variable.

An ATOMIC FORMULA OF QL is an  $n$ -place predicate followed by  $n$  terms.

At this point in chapter 2, we gave a recursive definition for a sentence in SL (p.??). We said that the atomic sentences were sentences of SL, and then gave rules for building new sentences in SL. We are going to do something similar here, except this time we will just be defining a well-formed formula (wff) in QL. Every atomic formula—every formula like  $Fx$  or  $Gab$ —is a wff. And you can build new wffs by applying the sentential connectives, just as before

We could just add a rule for each of the quantifiers and be done with it. For instance: If  $\mathcal{A}$  is a wff, then  $\forall x\mathcal{A}$  and  $\exists x\mathcal{A}$  are wffs. However, this would allow for bizarre sentences like  $\forall x\exists xDx$  and  $\forall xDw$ . What could these possibly mean? We could adopt some interpretation of such sentences, but instead we will write the definition of a wff so that such abominations do not even count as well-formed.

In order for  $\forall x\mathcal{A}$  to be a wff,  $\mathcal{A}$  must contain the variable  $x$  and must not already contain an  $x$ -quantifier.  $\forall xDw$  will not count as a wff because “ $x$ ” does not occur in  $Dw$ , and  $\forall x\exists xDx$  will not count as a wff because  $\exists xDx$  contains an  $x$ -quantifier

1. Every atomic formula is a wff.
2. If  $\mathcal{A}$  is a wff, then  $\sim\mathcal{A}$  is a wff.
3. If  $\mathcal{A}$  and  $\mathcal{B}$  are wffs, then  $(\mathcal{A} \& \mathcal{B})$ , is a wff.
4. If  $\mathcal{A}$  and  $\mathcal{B}$  are wffs,  $(\mathcal{A} \vee \mathcal{B})$  is a wff.
5. If  $\mathcal{A}$  and  $\mathcal{B}$  are wffs, then  $(\mathcal{A} \rightarrow \mathcal{B})$  is a wff.
6. If  $\mathcal{A}$  and  $\mathcal{B}$  are wffs, then  $(\mathcal{A} \leftrightarrow \mathcal{B})$  is a wff.
7. If  $\mathcal{A}$  is a wff,  $\chi$  is a variable,  $\mathcal{A}$  contains at least one occurrence of  $\chi$ , and  $\mathcal{A}$  contains no  $\chi$ -quantifiers, then  $\forall\chi\mathcal{A}$  is a wff.
8. If  $\mathcal{A}$  is a wff,  $\chi$  is a variable,  $\mathcal{A}$  contains at least one occurrence of  $\chi$ , and  $\mathcal{A}$  contains no  $\chi$ -quantifiers, then  $\exists\chi\mathcal{A}$  is a wff.
9. All and only wffs of QL can be generated by applications of these rules.

Notice that the “ $\chi$ ” that appears in the definition above is not the variable  $x$ . It is a *meta-variable* that stands in for any variable of QL. So  $\forall xAx$  is a wff, but so are  $\forall yAy$ ,  $\forall zAz$ ,  $\forall x_4Ax_4$ , and  $\forall z_9Az_9$ .

We can now give a formal definition for scope: The SCOPE of a quantifier is the subformula for which the quantifier is the main logical operator.

## Sentences

A sentence is something that can be either true or false. In SL, every expression that satisfied the recursive syntax was a sentence. You could tell, because we could decide whether expression was true or false. This will not be the case for wffs in QL. Consider the following symbolization key:

- UD:** people.
- Lxy:**  $x$  loves  $y$ .
- b:** Boris.



Consider the expression  $Lzz$ . It is an atomic formula: a two-place predicate followed by two terms. All atomic formula are wffs, so  $Lzz$  is a wff. Does it mean anything? You might think that it means that  $z$  loves himself, in the same way that  $Lbb$  means that Boris loves himself. Yet  $z$  is a variable; it does not name some person the way a constant would. The wff  $Lzz$  does not tell us how to interpret  $z$ . Does it mean everyone? anyone? someone? If we had a  $z$ -quantifier, it would tell us how to interpret  $z$ . For instance,  $\exists zLzz$  would mean that someone loves themselves.

Some formal languages treat a wff like  $Lzz$  as implicitly having a universal quantifier in front. We will not do this for QL. If you mean to say that everyone loves themselves, then you need to write the quantifier:  $\forall zLzz$

In order to make sense of a variable, we need a quantifier to tell us how to interpret that variable. The scope of an  $x$ -quantifier, for instance, is the the part of the formula where quantifier tells how to interpret  $x$ .

In order to be precise about this, we define a BOUND VARIABLE to be an occurrence of a variable  $\chi$  that is within the scope of an  $\chi$ -quantifier. A FREE VARIABLE is an occurrence of a variable that is not bound.

For example, consider the wff  $\forall x(Ex \vee Dy) \rightarrow \exists z(Ex \rightarrow Lzx)$ . The scope of the universal quantifier  $\forall x$  is  $(Ex \vee Dy)$ , so the first  $x$  is bound by the universal quantifier but the second and third  $x$ s are free. There is not  $y$ -quantifier, so the  $y$  is free. The scope of the existential quantifier  $\exists z$  is  $(Ex \rightarrow Lzx)$ , so both occurrences of  $z$  are bound by it.

We define a SENTENCE of QL as a wff of QL that contains no free variables.

## Notational conventions

We will adopt the same notational conventions that we did for SL (p. 187.) First, we may leave off the outermost parentheses of a formula. Second, we will use square brackets [ and ] in place of parentheses to increase the readability of formulae. Third, we will leave out parentheses between each pair of conjuncts when writing long series of conjunctions. Fourth, we will leave out parentheses between each pair of disjuncts when writing long series of disjunctions.

## Substitution instance

If  $\mathcal{A}$  is a wff,  $c$  a constant, and  $x$  a variable, then  $\mathcal{A}[c|x]$  is the wff made by replacing each occurrence of  $x$  in  $\mathcal{A}$  with  $c$ . This is called a SUBSTITUTION INSTANCE of  $\forall x\mathcal{A}$  and  $\exists x\mathcal{A}$ ;  $c$  is called the INSTANTIATING CONSTANT.

For example:  $Aa \rightarrow Ba$ ,  $Af \rightarrow Bf$ , and  $Ak \rightarrow Bk$  are all substitution instances of  $\forall x(Ax \rightarrow Bx)$ ; the instantiating constants are  $a$ ,  $f$ , and  $k$ , respectively.  $Raj$ ,  $Rdj$ , and  $Rjj$  are substitution instances of  $\exists zRzj$ ; the instantiating constants are  $a$ ,  $d$ , and  $j$ , respectively.

This definition will be useful later, when we define truth and derivability in QL. If  $\forall xPx$  is true, then every substitution instance  $Pa, Pb, Pc\dots$  is true. To put the point informally, if everything is a  $P$ , then  $a$  is a  $P$ ,  $b$  is a  $P$ ,  $c$  is a  $P$ , and so on. Conversely, if some substitution instance of  $\exists xPx$  such as  $Pa$  is true, then  $\exists xPx$  must be true. Informally, if some specific  $a$  is a  $P$ , then there is some  $P$ .

On this definition, a substitution instance is formed by replacing just *one* variable with a constant. Also, quantifiers must be removed starting from the left. So substitutions instances of the sentence  $\forall x\forall yPxy$  would include  $\forall yPay$  and  $\forall yPgy$ , but a sentence like  $Pab$  would actually be a substitution instance of a substitution instance of  $\forall x\forall yPxy$ . To form it, you would first have to create the substitution instance  $\forall yPay$  and then take a substitution instance of that newer sentence. The sentence  $\forall xPxb$  does not count as a substitution instance of  $\forall x\forall yPxy$ , although it would follow from it. Setting things up this way will make this rule consistent with the rules of existential and universal elimination in Chapter 7.

## Practice Exercises

**Part A** Identify which variables are bound and which are free.

1.  $\exists xLxy \ \& \ \forall yLyx$
2.  $\forall xAx \ \& \ Bx$
3.  $\forall x(Ax \ \& \ Bx) \ \& \ \forall y(Cx \ \& \ Dy)$
4.  $\forall x\exists y[Rxy \rightarrow (Jz \ \& \ Kx)] \vee Ryx$
5.  $\forall x_1(Mx_2 \leftrightarrow Lx_2x_1) \ \& \ \exists x_2Lx_3x_2$

**Part B**

1. Identify which of the following are substitution instances of  $\forall xRcx$ :  $Rac, Rca, Raa, Rcb, Rbc, Rcc, Rcd, Rcx$
2. Identify which of the following are substitution instances of  $\exists x\forall yLxy$ :  $\forall yLby, \forall xLbx, Lab, \exists xLxa$

## 9.6 Tricky Translations

### Ambiguous predicates

Suppose we just want to translate this sentence:

23. Adina is a skilled surgeon.

Let the UD be people, let  $Kx$  mean “ $x$  is a skilled surgeon”, and let  $a$  mean Adina. Sentence 23 is simply  $Ka$ .

Suppose instead that we want to translate this argument:

The hospital will only hire a skilled surgeon. All surgeons are greedy. Billy is a surgeon, but is not skilled. Therefore, Billy is greedy, but the hospital will not hire him.

We need to distinguish being a *skilled surgeon* from merely being a *surgeon*. So we define this symbolization key:

**UD:** people  
**Gx:**  $x$  is greedy.  
**Hx:** The hospital will hire  $x$ .  
**Rx:**  $x$  is a surgeon.  
**Kx:**  $x$  is skilled.  
**b:** Billy

Now the argument can be translated in this way:

$$\begin{aligned} & \forall x [\sim(Rx \ \& \ Kx) \rightarrow \sim Hx] \\ & \forall x (Rx \rightarrow Gx) \\ & Rb \ \& \ \sim Kb \\ \therefore & Gb \ \& \ \sim Hb \end{aligned}$$

Next suppose that we want to translate this argument:

Carol is a skilled surgeon and a tennis player. Therefore, Carol is a surgeon and a skilled tennis player.

If we start with the symbolization key we used for the previous argument, we could add a predicate (let  $Tx$  mean “ $x$  is a tennis player”) and a constant (let  $c$  mean Carol). Then the argument becomes:

$$\begin{aligned} & (Rc \ \& \ Kc) \ \& \ Tc \\ \therefore & Tc \ \& \ Kc \end{aligned}$$

This translation is a disaster! It takes what in English is a terrible argument and translates it as a valid argument in QL. The problem is that there is a difference between being *skilled as a surgeon* and *skilled as a tennis player*. Translating this argument correctly requires two separate predicates, one for each type of skill. If we let  $K_1x$  mean “ $x$  is skilled as a surgeon” and  $K_2x$  mean “ $x$  is skilled as a tennis player,” then we can symbolized the argument in this way:

$$\begin{aligned} & (Rc \& K_1c) \& Tc \\ \therefore & Tc \& K_2c \end{aligned}$$

Like the English language argument it translates, this is invalid.

The moral of these examples is that you need to be careful of symbolizing predicates in an ambiguous way. Similar problems can arise with predicates like *good*, *bad*, *big*, and *small*. Just as skilled surgeons and skilled tennis players have different skills, big dogs, big mice, and big problems are big in different ways.

Is it enough to have a predicate that means “ $x$  is a skilled surgeon”, rather than two predicates “ $x$  is skilled” and “ $x$  is a surgeon”? Sometimes. As sentence 23 shows, sometimes we do not need to distinguish between skilled surgeons and other surgeons.

Must we always distinguish between different ways of being skilled, good, bad, or big? No. As the argument about Billy shows, sometimes we only need to talk about one kind of skill. If you are translating an argument that is just about dogs, it is fine to define a predicate that means “ $x$  is big.” If the UD includes dogs and mice, however, it is probably best to make the predicate mean “ $x$  is big for a dog.”

## Multiple quantifiers

Consider this following symbolization key and the sentences that follow it:

UD: People and dogs  
 Dx:  $x$  is a dog.  
 Fxy:  $x$  is a friend of  $y$ .  
 Oxy:  $x$  owns  $y$ .  
 f: Fifi  
 g: Gerald

24. Fifi is a dog.
25. Gerald is a dog owner.
26. Someone is a dog owner.
27. All of Gerald’s friends are dog owners.
28. Every dog owner is the friend of a dog owner.

Sentence 24 is easy:  $Df$ .

Sentence 25 can be paraphrased as, “There is a dog that Gerald owns.” This can be translated as  $\exists x(Dx \& Ogx)$ .

Sentence 26 can be paraphrased as, “There is some  $y$  such that  $y$  is a dog owner.” The subsentence “ $y$  is a dog owner” is just like sentence 25, except that it is about  $y$  rather than being about Gerald. So we can translate sentence 26 as  $\exists y \exists x(Dx \& Oyx)$ .

Sentence 27 can be paraphrased as, “Every friend of Gerald is a dog owner.” Translating part of this sentence, we get  $\forall x(Fxg \rightarrow “x \text{ is a dog owner}”)$ . Again, it is important to recognize that “ $x$  is a dog owner” is structurally just like sentence 25. Since we already have an  $x$ -quantifier, we will need a different variable for the existential quantifier. Any other variable will do. Using  $z$ , sentence 27 can be translated as  $\forall x[Fxg \rightarrow \exists z(Dz \ \& \ Oxz)]$ .

Sentence 28 can be paraphrased as “For any  $x$  that is a dog owner, there is a dog owner who is  $x$ ’s friend.” Partially translated, this becomes

$$\forall x[x \text{ is a dog owner} \rightarrow \exists y(y \text{ is a dog owner} \ \& \ Fxy)].$$

Completing the translation, sentence 28 becomes

$$\forall x[\exists z(Dz \ \& \ Oxz) \rightarrow \exists y(\exists z(Dz \ \& \ Oyz) \ \& \ Fxy)].$$

Consider this symbolization key and these sentences:

**UD:** people  
**Lxy:**  $x$  likes  $y$ .  
**i:** Imre.  
**k:** Karl.

29. Imre likes everyone that Karl likes.  
 30. There is someone who likes everyone who likes everyone that he likes.

Sentence 29 can be partially translated as  $\forall x(\text{Karl likes } x \rightarrow \text{Imre likes } x)$ . This becomes  $\forall x(Lkx \rightarrow Lix)$ .

Sentence 30 is almost a tongue-twister. There is little hope of writing down the whole translation immediately, but we can proceed by small steps. An initial, partial translation might look like this:

$$\exists x \text{ everyone who likes everyone that } x \text{ likes is liked by } x$$

The part that remains in English is a universal sentence, so we translate further:

$$\exists x \forall y (y \text{ likes everyone that } x \text{ likes} \rightarrow x \text{ likes } y).$$

The antecedent of the conditional is structurally just like sentence 29, with  $y$  and  $x$  in place of Imre and Karl. So sentence 30 can be completely translated in this way

$$\exists x \forall y [\forall z (Lxz \rightarrow Lyz) \rightarrow Lxy]$$

When symbolizing sentences with multiple quantifiers, it is best to proceed by small steps. Paraphrase the English sentence so that the logical structure is readily symbolized in QL. Then translate piecemeal, replacing the daunting task of translating a long sentence with the simpler task of translating shorter formulae.

## Translating pronouns

Let's look at another situation where it helps to translate in small steps. For the next several examples, we will use this symbolization key:

- UD:** people  
**Gx:**  $x$  can play bass guitar.  
**Rx:**  $x$  is a rock star.  
**l:** Lemmy

Now consider these sentences:

31. If Lemmy can play bass guitar, then he is a rock star.
32. If a person can play bass guitar, then he is a rock star.

Sentence 31 and sentence 32 have the same consequent (“... he is a rock star”), but they cannot be translated in the same way. It helps to paraphrase the original sentences, replacing pronouns with explicit references.

Sentence 31 can be paraphrased as, “If Lemmy can play bass guitar, then *Lemmy* is a rockstar.” This can obviously be translated as  $Gl \rightarrow Rl$ .

Sentence 32 must be paraphrased differently: “If a person can play bass guitar, then *that person* is a rock star.” This sentence is not about any particular person, so we need a variable. Translating halfway, we can paraphrase the sentence as, “For any person  $x$ , if  $x$  can play bass guitar, then  $x$  is a rockstar.” Now this can be translated as  $\forall x(Gx \rightarrow Rx)$ . This is the same as, “Everyone who can play bass guitar is a rock star.”

Consider these further sentences:

33. If anyone can play bass guitar, then Lemmy can.
34. If anyone can play bass guitar, then he or she is a rock star.

These two sentences have the same antecedent (“If anyone can play guitar...”), but they have different logical structures.

Sentence 33 can be paraphrased, “If someone can play bass guitar, then Lemmy can play bass guitar.” The antecedent and consequent are separate sentences, so it can be symbolized with a conditional as the main logical operator:  $\exists xGx \rightarrow Gl$ .

Sentence 34 can be paraphrased, “For anyone, if that one can play bass guitar, then that one is a rock star.” It would be a mistake to symbolize this with an existential quantifier, because it is talking about everybody. The sentence is equivalent to “All bass guitar players are rock stars.” It is best translated as  $\forall x(Gx \rightarrow Rx)$ .

The English words “any” and “anyone” should typically be translated using quantifiers. As these two examples show, they sometimes call for an existential quantifier (as in sentence 33) and sometimes for a universal quantifier (as in sentence 34). If you have a hard time determining which is required, paraphrase the sentence with an English language sentence that uses words besides “any” or “anyone.”

## Quantifiers and scope

In the sentence  $\exists xGx \rightarrow Gl$ , the scope of the existential quantifier is the expression  $Gx$ . Would it matter if the scope of the quantifier were the whole sentence? That is, does the sentence  $\exists x(Gx \rightarrow Gl)$  mean something different?

With the key given above,  $\exists xGx \rightarrow Gl$  means that if there is some bass guitarist, then Lemmy is a bass guitarist.  $\exists x(Gx \rightarrow Gl)$  would mean that there is some person such that if that person were a bass guitarist, then Lemmy would be a bass guitarist. Recall that the conditional here is a material conditional; the conditional is true if the antecedent is false. Let the constant  $p$  denote the author of this book, someone who is certainly not a guitarist. The sentence  $Gp \rightarrow Gl$  is true because  $Gp$  is false. Since someone (namely  $p$ ) satisfies the sentence, then  $\exists x(Gx \rightarrow Gl)$  is true. The sentence is true because there is a non-guitarist, regardless of Lemmy’s skill with the bass guitar.

Something strange happened when we changed the scope of the quantifier, because the conditional in QL is a material conditional. In order to keep the meaning the same, we would have to change the quantifier:  $\exists xGx \rightarrow Gl$  means the same thing as  $\forall x(Gx \rightarrow Gl)$ , and  $\exists x(Gx \rightarrow Gl)$  means the same thing as  $\forall xGx \rightarrow Gl$ .

This oddity does not arise with other connectives or if the variable is in the consequent of the conditional. For example,  $\exists xGx \& Gl$  means the same thing as  $\exists x(Gx \& Gl)$ , and  $Gl \rightarrow \exists xGx$  means the same things as  $\exists x(Gl \rightarrow Gx)$ .

## Practice Exercises

**Part A** Using the symbolization key given, translate each English-language sentence into QL.

**UD:** all animals

**Dx:**  $x$  is a dog.

**Sx:**  $x$  likes samurai movies.

**Lxy:**  $x$  is larger than  $y$ .

**b:** Bertie

**e:** Emerson

**f:** Fergis

1. Bertie is a dog who likes samurai movies.

2. Bertie, Emerson, and Fergis are all dogs.
3. Emerson is larger than Bertie, and Fergis is larger than Emerson.
4. All dogs like samurai movies.
5. Only dogs like samurai movies.
6. There is a dog that is larger than Emerson.
7. If there is a dog larger than Fergis, then there is a dog larger than Emerson.
8. No animal that likes samurai movies is larger than Emerson.
9. No dog is larger than Fergis.
10. Any animal that dislikes samurai movies is larger than Bertie.
11. There is an animal that is between Bertie and Emerson in size.
12. There is no dog that is between Bertie and Emerson in size.
13. No dog is larger than itself.
14. Every dog is larger than some dog.
15. There is an animal that is smaller than every dog.
16. If there is an animal that is larger than any dog, then that animal does not like samurai movies.

**Part B** For each argument, write a symbolization key and translate the argument into QL.

1. Nothing on my desk escapes my attention. There is a computer on my desk. As such, there is a computer that does not escape my attention.
2. All my dreams are black and white. Old TV shows are in black and white. Therefore, some of my dreams are old TV shows.
3. Neither Holmes nor Watson has been to Australia. A person could see a kangaroo only if they had been to Australia or to a zoo. Although Watson has not seen a kangaroo, Holmes has. Therefore, Holmes has been to a zoo.
4. No one expects the Spanish Inquisition. No one knows the troubles I've seen. Therefore, anyone who expects the Spanish Inquisition knows the troubles I've seen.
5. An antelope is bigger than a bread box. I am thinking of something that is no bigger than a bread box, and it is either an antelope or a cantaloupe. As such, I am thinking of a cantaloupe.
6. All babies are illogical. Nobody who is illogical can manage a crocodile. Berthold is a baby. Therefore, Berthold is unable to manage a crocodile.

**Part C** Using the symbolization key given, translate each English-language sentence into QL.

**UD:** candies

**Cx:**  $x$  has chocolate in it.

**Mx:**  $x$  has marzipan in it.

**Sx:**  $x$  has sugar in it.

**Tx:** Boris has tried  $x$ .

**Bxy:**  $x$  is better than  $y$ .

1. Boris has never tried any candy.



2. Marzipan is always made with sugar.
3. Some candy is sugar-free.
4. The very best candy is chocolate.
5. No candy is better than itself.
6. Boris has never tried sugar-free chocolate.
7. Boris has tried marzipan and chocolate, but never together.
8. Any candy with chocolate is better than any candy without it.
9. Any candy with chocolate and marzipan is better than any candy that lacks both.

**Part D** Using the symbolization key given, translate each English-language sentence into QL.

**UD:** people and dishes at a potluck  
**Rx:**  $x$  has run out.  
**Tx:**  $x$  is on the table.  
**Fx:**  $x$  is food.  
**Px:**  $x$  is a person.  
**Lxy:**  $x$  likes  $y$ .  
**e:** Eli  
**f:** Francesca  
**g:** the guacamole

1. All the food is on the table.
2. If the guacamole has not run out, then it is on the table.
3. Everyone likes the guacamole.
4. If anyone likes the guacamole, then Eli does.
5. Francesca only likes the dishes that have run out.
6. Francesca likes no one, and no one likes Francesca.
7. Eli likes anyone who likes the guacamole.
8. Eli likes anyone who likes the people that he likes.
9. If there is a person on the table already, then all of the food must have run out.

**Part E** Using the symbolization key given, translate each English-language sentence into QL.

**UD:** people  
**Dx:**  $x$  dances ballet.  
**Fx:**  $x$  is female.  
**Mx:**  $x$  is male.  
**Cxy:**  $x$  is a child of  $y$ .  
**Sxy:**  $x$  is a sibling of  $y$ .  
**e:** Elmer  
**j:** Jane  
**p:** Patrick

1. All of Patrick's children are ballet dancers.
2. Jane is Patrick's daughter.

3. Patrick has a daughter.
4. Jane is an only child.
5. All of Patrick's daughters dance ballet.
6. Patrick has no sons.
7. Jane is Elmer's niece.
8. Patrick is Elmer's brother.
9. Patrick's brothers have no children.
10. Jane is an aunt.
11. Everyone who dances ballet has a sister who also dances ballet.
12. Every man who dances ballet is the child of someone who dances ballet.

## 9.7 Identity

Consider this sentence:

35. Pavel owes money to everyone else.

Let the UD be people; this will allow us to translate “everyone” as a universal quantifier. Let  $Oxy$  mean “ $x$  owes money to  $y$ ,” and let  $p$  mean Pavel. Now we can symbolize sentence 35 as  $\forall xOpx$ . Unfortunately, this translation has some odd consequences. It says that Pavel owes money to every member of the UD, including Pavel; it entails that Pavel owes money to himself. However, sentence 35 does not say that Pavel owes money to himself; he owes money to everyone *else*. This is a problem, because  $\forall xOpx$  is the best translation we can give of this sentence into QL.

The solution is to add another symbol to QL. The symbol  $=$  is a two-place predicate. Since it has a special logical meaning, we write it a bit differently: For two terms  $t_1$  and  $t_2$ ,  $t_1 = t_2$  is an atomic formula.

The predicate  $x = y$  means “ $x$  is identical to  $y$ .” This does not mean merely that  $x$  and  $y$  are indistinguishable or that all of the same predicates are true of them. Rather, it means that  $x$  and  $y$  are the very same thing.

When we write  $x \neq y$ , we mean that  $x$  and  $y$  are not identical. There is no reason to introduce this as an additional predicate. Instead,  $x \neq y$  is an abbreviation of  $\sim(x = y)$ .

Now suppose we want to symbolize this sentence:

36. Pavel is Mister Checkov.

Let the constant  $c$  mean Mister Checkov. Sentence 36 can be symbolized as  $p = c$ . This means that the constants  $p$  and  $c$  both refer to the same guy.

This is all well and good, but how does it help with sentence 35? That sentence can be paraphrased as, “Everyone who is not Pavel is owed money by Pavel.” This is a sentence

structure we already know how to symbolize: “For all  $x$ , if  $x$  is not Pavel, then  $x$  is owed money by Pavel.” In QL with identity, this becomes  $\forall x(x \neq p \rightarrow Opx)$ .

In addition to sentences that use the word “else,” identity will be helpful when symbolizing some sentences that contain the words “besides” and “only.” Consider these examples:

- 37. No one besides Pavel owes money to Hikaru.
- 38. Only Pavel owes Hikaru money.

We add the constant  $h$ , which means Hikaru.

Sentence 37 can be paraphrased as, “No one who is not Pavel owes money to Hikaru.” This can be translated as  $\sim\exists x(x \neq p \& Oxp)$ .

Sentence 38 can be paraphrased as, “Pavel owes Hikaru *and* no one besides Pavel owes Hikaru money.” We have already translated one of the conjuncts, and the other is straightforward. Sentence 38 becomes  $Oph \& \sim\exists x(x \neq p \& Oxp)$ .

## Expressions of quantity

We can also use identity to say how many things there are of a particular kind. For example, consider these sentences:

- 39. There is at least one apple on the table.
- 40. There are at least two apples on the table.
- 41. There are at least three apples on the table.

Let the UD be *things on the table*, and let  $Ax$  mean “ $x$  is an apple.”

Sentence 39 does not require identity. It can be translated adequately as  $\exists xAx$ : There is some apple on the table—perhaps many, but at least one.

It might be tempting to also translate sentence 40 without identity. Yet consider the sentence  $\exists x\exists y(Ax \& Ay)$ . It means that there is some apple  $x$  in the UD and some apple  $y$  in the UD. Since nothing precludes  $x$  and  $y$  from picking out the same member of the UD, this would be true even if there were only one apple. In order to make sure that there are two *different* apples, we need an identity predicate. Sentence 40 needs to say that the two apples that exist are not identical, so it can be translated as  $\exists x\exists y(Ax \& Ay \& x \neq y)$ .

Sentence 41 requires talking about three different apples. It can be translated as  $\exists x\exists y\exists z(Ax \& Ay \& Az \& x \neq y \& y \neq z \& x \neq z)$ .

Continuing in this way, we could translate “There are at least  $n$  apples on the table.” There is a summary of how to symbolize sentences like these on p. ??.

Now consider these sentences:

- 42. There is at most one apple on the table.
- 43. There are at most two apples on the table.

Sentence 42 can be paraphrased as, “It is not the case that there are at least *two* apples on the table.” This is just the negation of sentence 40:

$$\sim \exists x \exists y (Ax \& Ay \& x \neq y)$$

Sentence 42 can also be approached in another way. It means that any apples that there are on the table must be the selfsame apple, so it can be translated as  $\forall x \forall y [(Ax \& Ay) \rightarrow x = y]$ . The two translations are logically equivalent, so both are correct.

In a similar way, sentence 43 can be translated in two equivalent ways. It can be paraphrased as, “It is not the case that there are *three* or more distinct apples”, so it can be translated as the negation of sentence 41. Using universal quantifiers, it can also be translated as

$$\forall x \forall y \forall z [(Ax \& Ay \& Az) \rightarrow (x = y \vee x = z \vee y = z)].$$

See p. ?? for the general case.

The examples above are sentences about apples, but the logical structure of the sentences translates mathematical inequalities like  $a \geq 3$ ,  $a \leq 2$ , and so on. We also want to be able to translate statements of equality which say exactly how many things there are. For example:

- 44. There is exactly one apple on the table.
- 45. There are exactly two apples on the table.

Sentence 44 can be paraphrased as, “There is *at least* one apple on the table, and there is *at most* one apple on the table.” This is just the conjunction of sentence 39 and sentence 42:  $\exists x Ax \& \forall x \forall y [(Ax \& Ay) \rightarrow x = y]$ . This is a somewhat complicated way of going about it. It is perhaps more straightforward to paraphrase sentence 44 as “There is a thing which is the only apple on the table.” Thought of in this way, the sentence can be translated  $\exists x [Ax \& \sim \exists y (Ay \& x \neq y)]$ .

Similarly, sentence 45 may be paraphrased as, “There are two different apples on the table, and these are the only apples on the table.” This can be translated as  $\exists x \exists y [Ax \& Ay \& x \neq y \& \sim \exists z (Az \& x \neq z \& y \neq z)]$ .

Finally, consider this sentence:

- 46. There are at most two things on the table.

It might be tempting to add a predicate so that  $Tx$  would mean “ $x$  is a thing on the table.” However, this is unnecessary. Since the UD is the set of things on the table, all members of the UD are on the table. If we want to talk about a *thing on the table*, we need only use a quantifier. Sentence 46 can be symbolized like sentence 43 (which said that there were at most two apples), but leaving out the predicate entirely. That is, sentence 46 can be translated as  $\forall x\forall y\forall z(x = y \vee x = z \vee y = z)$ .

Techniques for symbolizing expressions of quantity (“at most”, “at least”, and “exactly”) are summarized on p. ??.

## Definite descriptions

Recall that a constant of QL must refer to some member of the UD. This constraint allows us to avoid the problem of non-referring terms. Given a UD that included only actually existing creatures but a constant  $c$  that meant “chimera” (a mythical creature), sentences containing  $c$  would become impossible to evaluate.

The most widely influential solution to this problem was introduced by Bertrand Russell in 1905. Russell asked how we should understand this sentence:

47. The present king of France is bald.

The phrase “the present king of France” is supposed to pick out an individual by means of a definite description. However, there was no king of France in 1905 and there is none now. Since the description is a non-referring term, we cannot just define a constant to mean “the present king of France” and translate the sentence as  $Kf$ .

Russell’s idea was that sentences that contain definite descriptions have a different logical structure than sentences that contain proper names, even though they share the same grammatical form. What do we mean when we use an unproblematic, referring description, like “the highest peak in Washington state”? We mean that there is such a peak, because we could not talk about it otherwise. We also mean that it is the only such peak. If there was another peak in Washington state of exactly the same height as Mount Rainier, then Mount Rainier would not be *the* highest peak.

According to this analysis, sentence 47 is saying three things. First, it makes an *existence* claim: There is some present king of France. Second, it makes a *uniqueness* claim: This guy is the only present king of France. Third, it makes a claim of *predication*: This guy is bald.

In order to symbolize definite descriptions in this way, we need the identity predicate. Without it, we could not translate the uniqueness claim which (according to Russell) is implicit in the definite description.

Let the UD be *people actually living*, let  $Fx$  mean “ $x$  is the present king of France,” and let  $Bx$  mean “ $x$  is bald.” Sentence 47 can then be translated as  $\exists x[Fx \& \sim\exists y(Fy \& x \neq y) \& Bx]$ . This

says that there is some guy who is the present king of France, he is the only present king of France, and he is bald.

Understood in this way, sentence 47 is meaningful but false. It says that this guy exists, but he does not.

The problem of non-referring terms is most vexing when we try to translate negations. So consider this sentence:

48. The present king of France is not bald.

According to Russell, this sentence is ambiguous in English. It could mean either of two things:

48a. It is not the case that the present king of France is bald.

48b. The present king of France is non-bald.

Both possible meanings negate sentence 47, but they put the negation in different places.

Sentence 48a is called a **WIDE-SCOPE NEGATION**, because it negates the entire sentence. It can be translated as  $\sim\exists x [Fx \& \sim\exists y (Fy \& x \neq y) \& Bx]$ . This does not say anything about the present king of France, but rather says that some sentence about the present king of France is false. Since sentence 47 is false, sentence 48a is true.

Sentence 48b says something about the present king of France. It says that he lacks the property of baldness. Like sentence 47, it makes an existence claim and a uniqueness claim; it just denies the claim of predication. This is called **NARROW-SCOPE NEGATION**. It can be translated as  $\exists x [Fx \& \sim\exists y (Fy \& x \neq y) \& \sim Bx]$ . Since there is no present king of France, this sentence is false.

Russell's theory of definite descriptions resolves the problem of non-referring terms and also explains why it seemed so paradoxical. Before we distinguished between the wide-scope and narrow-scope negations, it seemed that sentences like 48 should be both true and false. By showing that such sentences are ambiguous, Russell showed that they are true understood one way but false understood another way.

For a more detailed discussion of Russell's theory of definite descriptions, including objections to it, see the Peter Ludlow's entry "descriptions" in *The Stanford Encyclopedia of Philosophy*?, which is available free online.

## Practice Exercises

**Part A** Using the symbolization key given, translate each English-language sentence into QL with identity. The last sentence is ambiguous and can be translated two ways; you should provide both translations. (Hint: Identity is only required for the last four sentences.)

**UD:** people  
**Kx:**  $x$  knows the combination to the safe.  
**Sx:**  $x$  is a spy.  
**Vx:**  $x$  is a vegetarian.  
**Txy:**  $x$  trusts  $y$ .  
**h:** Hofthor  
**i:** Ingmar

1. Hofthor is a spy, but no vegetarian is a spy.
2. No one knows the combination to the safe unless Ingmar does.
3. No spy knows the combination to the safe.
4. Neither Hofthor nor Ingmar is a vegetarian.
5. Hofthor trusts a vegetarian.
6. Everyone who trusts Ingmar trusts a vegetarian.
7. Everyone who trusts Ingmar trusts someone who trusts a vegetarian.
8. Only Ingmar knows the combination to the safe.
9. Ingmar trusts Hofthor, but no one else.
10. The person who knows the combination to the safe is a vegetarian.
11. The person who knows the combination to the safe is not a spy.

**Part B** Using the symbolization key given, translate each English-language sentence into QL with identity. The last two sentences are ambiguous and can be translated two ways; you should provide both translations for each.

**UD:** cards in a standard deck  
**Bx:**  $x$  is black.  
**Cx:**  $x$  is a club.  
**Dx:**  $x$  is a deuce.  
**Jx:**  $x$  is a jack.  
**Mx:**  $x$  is a man with an axe.  
**Ox:**  $x$  is one-eyed.  
**Wx:**  $x$  is wild.

1. All clubs are black cards.
2. There are no wild cards.
3. There are at least two clubs.
4. There is more than one one-eyed jack.
5. There are at most two one-eyed jacks.
6. There are two black jacks.
7. There are four deuces.
8. The deuce of clubs is a black card.
9. One-eyed jacks and the man with the axe are wild.
10. If the deuce of clubs is wild, then there is exactly one wild card.
11. The man with the axe is not a jack.
12. The deuce of clubs is not the man with the axe.

**Part C** Using the symbolization key given, translate each English-language sentence into QL with identity. The last two sentences are ambiguous and can be translated two ways; you should provide both translations for each.

**UD:** animals in the world

**Bx:**  $x$  is in Farmer Brown's field.

**Hx:**  $x$  is a horse.

**Px:**  $x$  is a Pegasus.

**Wx:**  $x$  has wings.

1. There are at least three horses in the world.
2. There are at least three animals in the world.
3. There is more than one horse in Farmer Brown's field.
4. There are three horses in Farmer Brown's field.
5. There is a single winged creature in Farmer Brown's field; any other creatures in the field must be wingless.
6. The Pegasus is a winged horse.
7. The animal in Farmer Brown's field is not a horse.
8. The horse in Farmer Brown's field does not have wings.



## Chapter 10

# Semantics for Quantified Logic

### 10.1 Creating models in Quantified Logic

In Chapter 3 we developed the truth table system, a semantic method for evaluating sentences and arguments in SL. The method was called semantic, because it involved establishing meanings for all the non-logical parts of a sentence, in this case, the sentence letters. These were called non-logical because their meaning was not fixed by the rules of SL. The logical part of the language was the system of connectives and parentheses. As it turned out, the logical parts of our language were truth functional: the meaning of the larger sentences built up with the connectives and parentheses was simply a function of the truth of the smaller parts. Because the system of sentential connectives and parentheses is truth functional, our semantic system only needed to look at one aspect of the meaning of the sentence letters, their truth value. Thus an interpretation of a sentence in SL simply turned out to be a truth assignment on the sentence letters. That's why you spent Chapter 3 merrily writing Ts and Fs under sentence letters. Each little row of Ts and Fs represented one way of assigning meaning to a sentence or argument, and all the little rows in the truth table represented all the possible ways of assigning meaning to the sentence or argument (at least as far as truth was concerned.)

In this chapter we are going to develop similar methods for QL. Because QL is a more complicated system than SL developing semantics for QL will be much more complicated, and there will be greater limitations for what we can do with these methods.

#### Basic Models

The first thing we need to do is to find an equivalent in QL of a little row of Ts and Fs beneath a sentence in SL. We called this little row of Ts and Fs an interpretation, because it gave one aspect of the meaning of the parts of the sentence, namely their truth values. To come up with an

interpretation of a sentence in QL, we will need to look at more than the truth or falsity of sentences, though. We have, after all, broken open the atomic sentence to look at its subatomic parts, and now we will need to assign meaning to these parts. The way to start is to look at the symbolization keys we created when we were translating sentences in and out of QL. The symbolization key contained a universe of discourse (UD), a meaning for each predicate, and an object picked out by each term. For example:

**UD:** comic book characters  
**Fx:**  $x$  fights crime.  
**b:** Batman  
**w:** Bruce Wayne

Given this symbolization key, we can translate sentences like this

$Fb$ : Batman fights crime.  
 $Fw$ : Bruce Wayne fights crime.  
 $Fb \rightarrow Fw$ : If Batman fights crime, then Bruce Wayne fights crime.

This symbolization key, along with some basic knowledge of superhero stories, gives us enough information to figure out that the sentence  $Fb$  is true. (Notice that the sentence  $Fb$  is not true *just because* of the interpretation. The way we interpret the sentence, plus the way the world is, makes the sentence true.)

This is the information we need to develop an interpretation of sentences in QL. We are not just assigning truth values anymore. We need to get deeper into meaning here, and look at the *reference* of the parts of the sentence. REFERENCE is an aspect of meaning that deals with the way bits of language pick out or identify objects in the real world. For our purposes the real world is the universe of discourse, the set of objects we are talking about. To explain how a singular term like  $b$  refers, we need only point out the member of the UD it refers to, in this case, Batman. In more technical terms, Batman is the *referent* of  $B$ . For our purposes it is enough to define a referent like this: the REFERENT of a term in QL is the unique object picked out by that term.

(Notice that here to explain what  $b$  refers to, I have been forced to simply use another singular term in another language, the name “Batman.” To really pick out the object referred to, I would need to draw your attention to something in the actual world, for instance by holding up a comic book and pointing at the character on the cover.)

We want to use similar methods to talk about the meaning of predicates. To do this we will talk about the *extension* of a predicate. The EXTENSION of a predicate is the set of objects in the UD that the predicate applies to. So if  $b$  is in the extension of the predicate  $F$  then the sentence  $Fb$  is true.

(Identifying the extension of a predicate like  $F$  again forces us to rely on another language, English. We can say that the extension of  $F$  includes Batman, Superman, Green Lantern, etc. The situation is worse because  $F$  has an indefinitely large extension, so we have relied on the English predicate “fights crime” to describe it.)

All this means that we are able to talk about the meaning of sentences in QL entirely in terms of sets. We use curly brackets  $\{$  and  $\}$  to denote sets. The members of the set can be listed in any order, separated by commas. The fact that sets can be in any order is important, because it means that  $\{\text{foo, bar}\}$  and  $\{\text{bar, foo}\}$  are the same set. It is possible to have a set with no members in it. This is called the **EMPTY SET**. The empty set is sometimes written as  $\{\}$ , but usually it is written as the single symbol  $\emptyset$ .

We are now able to give the equivalent of a line in a truth table for QL. An interpretation in QL will be called a *model*. A **MODEL** of sentences or arguments in QL consists of a set that is the universe of discourse, individual members of that set that are the referents of the singular terms in the sentences or arguments, and subsets of the universe of discourse which are the extensions of the predicates used in the sentences or arguments.

To see how this works imagine I have a bunch of sentences in QL, which include the predicate  $H$  and the singular term  $f$ . Now consider this symbolization key:

**UD:** People who played as part of the Three Stooges  
**Hx:**  $x$  had head hair.  
**f:** Mister Fine

What is the model that corresponds to this interpretation? There were six people who played as part of the Three Stooges over the years, so the UD will have six members: Larry Fine, Moe Howard, Curly Howard, Shemp Howard, Joe Besser, and Curly Joe DeRita. Curly, Joe, and Curly Joe were the only completely bald stooges. The result is this model:

UD = {Larry, Curly, Moe, Shemp, Joe, Curly Joe}  
 extension( $H$ ) = {Larry, Moe, Shemp}  
 referent( $f$ ) = Larry

You do not need to know anything about the Three Stooges in order to evaluate whether sentences are true or false in this *model*.  $Hf$  is true, since the referent of  $f$  (Larry) is in the extension of  $H$ . Both  $\exists xHx$  and  $\exists x\sim Hx$  are true, since there is at least one member of the UD that is in the extension of  $H$  and at least one member that is not in the extension of  $H$ . In this way, the model captures all of the formal significance of the interpretation.

## Models for multiplace predicates

Now consider this interpretation:

**UD:** whole numbers less than 10  
**Ex:**  $x$  is even.  
**Nx:**  $x$  is negative.  
**Lxy:**  $x$  is less than  $y$ .  
**Txyz:**  $x$  times  $y$  equals  $z$ .

What is the model that goes with this interpretation? The UD is the set  $\{1, 2, 3, 4, 5, 6, 7, 8, 9\}$ .

The extension of a one-place predicate like  $E$  or  $N$  is just the subset of the UD of which the predicate is true. The extension of  $E$  is the subset  $\{2, 4, 6, 8\}$ . There are many even numbers besides these four, but these are the only members of the UD that are even. There are no negative numbers in the UD, so  $N$  has an empty extension; i.e.  $\text{extension}(N) = \emptyset$ .

The extension of a two-place predicate like  $L$  is somewhat vexing. It seems as if the extension of  $L$  ought to contain 1, since 1 is less than all the other numbers; it ought to contain 2, since 2 is less than all of the other numbers besides 1; and so on. Every member of the UD besides 9 is less than some member of the UD. What would happen if we just wrote  $\text{extension}(L) = \{1, 2, 3, 4, 5, 6, 7, 8\}$ ?

The problem is that sets can be written in any order, so this would be the same as writing  $\text{extension}(L) = \{8, 7, 6, 5, 4, 3, 2, 1\}$ . This does not tell us which of the members of the set are less than which other members.

We need some way of showing that 1 is less than 8 but that 8 is not less than 1. The solution is to have the extension of  $L$  consist of pairs of numbers. An ORDERED PAIR is like a set with two members, except that the order *does* matter. We write ordered pairs with angle brackets  $\langle$  and  $\rangle$ . The ordered pair  $\langle \text{foo}, \text{bar} \rangle$  is different than the ordered pair  $\langle \text{bar}, \text{foo} \rangle$ . The extension of  $L$  is a collection of ordered pairs, all of the pairs of numbers in the UD such that the first number is less than the second. Writing this out completely:

$$\begin{aligned} \text{extension}(L) = \{ & \langle 1, 2 \rangle, \langle 1, 3 \rangle, \langle 1, 4 \rangle, \langle 1, 5 \rangle, \langle 1, 6 \rangle, \langle 1, 7 \rangle, \langle 1, 8 \rangle, \langle 1, 9 \rangle, \langle 2, 3 \rangle, \\ & \langle 2, 4 \rangle, \langle 2, 5 \rangle, \langle 2, 6 \rangle, \langle 2, 7 \rangle, \langle 2, 8 \rangle, \langle 2, 9 \rangle, \langle 3, 4 \rangle, \langle 3, 5 \rangle, \langle 3, 6 \rangle, \langle 3, 7 \rangle, \langle 3, 8 \rangle, \\ & \langle 3, 9 \rangle, \langle 4, 5 \rangle, \langle 4, 6 \rangle, \langle 4, 7 \rangle, \langle 4, 8 \rangle, \langle 4, 9 \rangle, \langle 5, 6 \rangle, \langle 5, 7 \rangle, \langle 5, 8 \rangle, \langle 5, 9 \rangle, \langle 6, 7 \rangle, \\ & \langle 6, 8 \rangle, \langle 6, 9 \rangle, \langle 7, 8 \rangle, \langle 7, 9 \rangle, \langle 8, 9 \rangle \} \end{aligned}$$

Three-place predicates will work similarly; the extension of a three-place predicate is a set of ordered triples where the predicate is true of those three things *in that order*. So the extension of  $T$  in this model will contain ordered triples like  $\langle 2, 4, 8 \rangle$ , because  $2 \times 4 = 8$ .

Generally, the extension of an  $n$ -place predicate is a set of all ordered  $n$ -tuples  $\langle a_1, a_2, \dots, a_n \rangle$  such that  $a_1$ – $a_n$  are members of the UD and the predicate is true of  $a_1$ – $a_n$  in that order.

## Models for identity

Identity is a special predicate of QL. We write it a bit differently than other two-place predicates:  $x = y$  instead of  $Ixy$ . We also do not need to include it in a symbolization key. The sentence  $x = y$  always means “ $x$  is identical to  $y$ ,” and it cannot be interpreted to mean anything else. In the same way, when you construct a model, you do not get to pick and choose which ordered pairs go into the extension of the identity predicate. It always contains just the ordered pair of each object in the UD with itself.

The sentence  $\forall x Ixx$ , which contains an ordinary two-place predicate, is contingent. Whether it

is true for an interpretation depends on how you interpret  $I$ , and whether it is true in a model depends on the extension of  $I$ .

The sentence  $\forall x x = x$  is a tautology. The extension of identity will always make it true.

Notice that although identity always has the same interpretation, it does not always have the same extension. The extension of identity depends on the UD. If the UD in a model is the set {Doug}, then extension(=) in that model is {<Doug, Doug>}. If the UD is the set {Doug, Omar}, then extension(=) in that model is {<Doug, Doug>, <Omar, Omar>}. And so on.

If the referent of two constants is the same, then anything which is true of one is true of the other. For example, if referent( $a$ ) = referent( $b$ ), then  $Aa \leftrightarrow Ab$ ,  $Ba \leftrightarrow Bb$ ,  $Ca \leftrightarrow Cb$ ,  $Rca \leftrightarrow Rcb$ ,  $\forall x Rxa \leftrightarrow \forall x Rxb$ , and so on for any two sentences containing  $a$  and  $b$ . In metaphysics, this is called principle of the indiscernibility of identicals

In our system, the reverse of this principle is not true. It is possible that anything which is true of  $a$  is also true of  $b$ , yet for  $a$  and  $b$  still to have different referents. This may seem puzzling, but it is easy to construct a model that shows this. Consider this model:

$$\begin{aligned} \text{UD} &= \{\text{Rosencrantz, Guildenstern}\} \\ \text{referent}(a) &= \text{Rosencrantz} \\ \text{referent}(b) &= \text{Guildenstern} \\ \text{for all predicates } \mathcal{P}, \text{ extension}(\mathcal{P}) &= \emptyset \\ \text{extension}(=) &= \{\langle \text{Rosencrantz, Rosencrantz} \rangle, \\ &\quad \langle \text{Guildenstern, Guildenstern} \rangle\} \end{aligned}$$

This specifies an extension for every predicate of QL: All the infinitely-many predicates are empty. This means that both  $Aa$  and  $Ab$  are false, and they are equivalent; both  $Ba$  and  $Bb$  are false; and so on for any two sentences that contain  $a$  and  $b$ . Yet  $a$  and  $b$  refer to different things. We have written out the extension of identity to make this clear: The ordered pair  $\langle \text{referent}(a), \text{referent}(b) \rangle$  is not in it. In this model,  $a = b$  is false and  $a \neq b$  is true.

## Practice Exercises

**Part A** Determine whether each sentence is true or false in the model given.

$$\begin{aligned} \text{UD} &= \{\text{Corwin, Benedict}\} \\ \text{extension}(A) &= \{\text{Corwin, Benedict}\} \\ \text{extension}(B) &= \{\text{Benedict}\} \\ \text{extension}(N) &= \emptyset \\ \text{referent}(c) &= \text{Corwin} \end{aligned}$$

1.  $Bc$
2.  $Ac \leftrightarrow \sim Nc$
3.  $Nc \rightarrow (Ac \vee Bc)$

4.  $\forall xAx$
5.  $\forall x\sim Bx$
6.  $\exists x(Ax \& Bx)$
7.  $\exists x(Ax \rightarrow Nx)$
8.  $\forall x(Nx \vee \sim Nx)$
9.  $\exists xBx \rightarrow \forall xAx$

**Part B** Determine whether each sentence is true or false in the model given.

UD = {Waylan, Willy, Johnny}  
 extension( $H$ ) = {Waylan, Willy, Johnny}  
 extension( $W$ ) = {Waylan, Willy}  
 extension( $R$ ) = {<Waylan, Willy>, <Willy, Johnny>, <Johnny, Waylan>}  
 referent( $m$ ) = Johnny

1.  $\exists x(Rxm \& Rmx)$
2.  $\forall x(Rxm \vee Rmx)$
3.  $\forall x(Hx \leftrightarrow Wx)$
4.  $\forall x(Rxm \rightarrow Wx)$
5.  $\forall x[Wx \rightarrow (Hx \& Wx)]$
6.  $\exists xRxx$
7.  $\exists x\exists yRxy$
8.  $\forall x\forall yRxy$
9.  $\forall x\forall y(Rxy \vee Ryx)$
10.  $\forall x\forall y\forall z[(Rxy \& Ryz) \rightarrow Rxz]$

**Part C** Determine whether each sentence is true or false in the model given.

UD = {Lemmy, Courtney, Eddy}  
 extension( $G$ ) = {Lemmy, Courtney, Eddy}  
 extension( $H$ ) = {Courtney}  
 extension( $M$ ) = {Lemmy, Eddy}  
 referent( $c$ ) = Courtney  
 referent( $e$ ) = Eddy

1.  $Hc$
2.  $He$
3.  $Mc \vee Me$
4.  $Gc \vee \sim Gc$
5.  $Mc \rightarrow Gc$
6.  $\exists xHx$
7.  $\forall xHx$
8.  $\exists x\sim Mx$
9.  $\exists x(Hx \& Gx)$

10.  $\exists x(Mx \& Gx)$
11.  $\forall x(Hx \vee Mx)$
12.  $\exists xHx \& \exists xMx$
13.  $\forall x(Hx \leftrightarrow \sim Mx)$
14.  $\exists xGx \& \exists x\sim Gx$
15.  $\forall x\exists y(Gx \& Hy)$

**Part D** Write out the model that corresponds to the interpretation given.

UD: natural numbers from 10 to 13  
 Ox:  $x$  is odd.  
 Sx:  $x$  is less than 7.  
 Tx:  $x$  is a two-digit number.  
 Ux:  $x$  is thought to be unlucky.  
 Nxy:  $x$  is the next number after  $y$ .

## 10.2 Working with Models

We can use models in some of the ways we used truth tables to evaluate sentences and arguments. We cannot construct a finite number of models to show conclusively that a sentence is a tautology or a contradiction. As we shall see, this is because there are infinitely many ways to model a sentence, and no single way to talk about all of them, the way we talked about all the lines in a truth table. We can, however, construct two models to show conclusively that a sentence is neither a tautology nor a contradiction, and is instead contingent. Similarly, we cannot construct models to prove two sentences equivalent, but we can use them to show that two sentences are not equivalent. We cannot use models to show that a set of sentences is inconsistent, but we can use models to show that a set of sentences is consistent. Finally, we cannot construct a finite number of models to show that an argument is valid, but we can use one to show that an argument is invalid.

We will use the double turnstile symbol for QL much as we did for SL. “ $\mathcal{A} \models \mathcal{B}$ ” means that “ $\mathcal{A}$  entails  $\mathcal{B}$ ”: When  $\mathcal{A}$  and  $\mathcal{B}$  are two sentences of QL,  $\mathcal{A} \models \mathcal{B}$  means that there is no model in which  $\mathcal{A}$  is true and  $\mathcal{B}$  is false.  $\models \mathcal{A}$  means that  $\mathcal{A}$  is true in every model.  $\mathcal{A} \models \mathcal{B}$  means  $\mathcal{A}$  and  $\mathcal{B}$  are semantically equivalent.

This allows us to give definitions for various concepts in QL. Because we are using the same symbol, these definitions will look similar to the definitions in SL. Remember, however, that the definitions in QL are in terms of *models* rather than in terms of truth value assignments.

1. A TAUTOLOGY IN QL is a sentence  $\mathcal{A}$  that is true in every model; i.e.,  $\models \mathcal{A}$ .
2. A CONTRADICTION IN QL is a sentence  $\mathcal{A}$  that is false in every model; i.e.,  $\models \sim \mathcal{A}$ .
3. A sentence is CONTINGENT IN QL if and only if it is neither a tautology nor a contradiction.

4. Two sentences  $\mathcal{A}$  and  $\mathcal{B}$  are LOGICALLY EQUIVALENT IN QL if and only if both  $\mathcal{A} \models \mathcal{B}$  and  $\mathcal{B} \models \mathcal{A}$ .
5. The set  $\{\mathcal{A}_1, \mathcal{A}_2, \mathcal{A}_3, \dots\}$  is CONSISTENT IN QL if and only if there is at least one model in which all of the sentences are true. The set is INCONSISTENT IN QL if and only if there is no such model.
6. An argument “ $\mathcal{P}_1, \mathcal{P}_2, \dots, \therefore \mathcal{C}$ ” is VALID IN QL if and only if there is no model in which all of the premises are true and the conclusion is false; i.e.,  $\{\mathcal{P}_1, \mathcal{P}_2, \dots\} \models \mathcal{C}$ . It is INVALID IN QL otherwise.

### Models to show contingency

Suppose we want to show that  $\forall xAxx \rightarrow Bd$  is *not* a tautology. This requires showing that the sentence is not true in every model; i.e., that it is false in some model. If we can provide just one model in which the sentence is false, then we will have shown that the sentence is not a tautology.

What would such a model look like? In order for  $\forall xAxx \rightarrow Bd$  to be false, the antecedent ( $\forall xAxx$ ) must be true, and the consequent ( $Bd$ ) must be false.

To construct such a model, we start with a UD. It will be easier to specify extensions for predicates if we have a small UD, so start with a UD that has just one member. Formally, this single member might be anything, so let's just call it  $\alpha$ .

We want  $\forall xAxx$  to be true, so we want all members of the UD to be paired with themselves in the extension of  $A$ ; this means that the extension of  $A$  must be  $\{< \alpha, \alpha >\}$ .

We want  $Bd$  to be false, so the referent of  $d$  must not be in the extension of  $B$ . We give  $B$  an empty extension.

Since  $\alpha$  is the only member of the UD, it must be the referent of  $d$ . The model we have constructed looks like this:

$$\begin{aligned} \text{UD} &= \{\alpha\} \\ \text{extension}(A) &= \{< \alpha, \alpha >\} \\ \text{extension}(B) &= \emptyset \\ \text{referent}(d) &= \alpha \end{aligned}$$

Strictly speaking, a model specifies an extension for *every* predicate of QL and a referent for *every* constant. As such, it is generally impossible to write down a complete model. That would require writing down infinitely many extensions and infinitely many referents. However, we do not need to consider every predicate in order to show that there are models in which  $\forall xAxx \rightarrow Bd$  is false. Predicates like  $H$  and constants like  $f_{13}$  make no difference to the truth or falsity of this sentence. It is enough to specify extensions for  $A$  and  $B$  and a referent for  $d$ , as we have done. This provides a *partial model* in which the sentence is false.

Perhaps you are wondering: What is  $\alpha$ ? What does the predicate  $A$  mean in English? The



partial model could correspond to an interpretation like this one:

**UD:** Paris  
*Axy:*  $x$  is in the same country as  $y$ .  
*Bx:*  $x$  was founded in the 20th century.  
*d:* the City of Lights

However, we don't have to say that this model corresponds to any particular interpretation of the sentence in English in order to know that the sentence  $\forall xAxx \rightarrow Bd$  is not a tautology. We could have made our one-object universe of discourse contain only Mahatma Gandhi, or a pebble on a beach in Africa, or the number 2. As long as the predicate and terms were given the right reference, the sentence would come out false. Thus in the future we can evaluate sentences and arguments using UD's with arbitrarily named elements, like  $\alpha$ ,  $\beta$ ,  $\gamma$ , etc.

We use the same method to show that  $\forall xAxx \rightarrow Bd$  is not a contradiction. We need only specify a model in which  $\forall xAxx \rightarrow Bd$  is true; i.e., a model in which either  $\forall xAxx$  is false or  $Bd$  is true. Here is one such partial model:

UD =  $\{\alpha\}$   
 extension( $A$ ) =  $\{ \langle \alpha, \alpha \rangle \}$   
 extension( $B$ ) =  $\{\alpha\}$   
 referent( $d$ ) =  $\alpha$

We have now shown that  $\forall xAxx \rightarrow Bd$  is neither a tautology nor a contradiction. By the definition of "contingent in QL," this means that  $\forall xAxx \rightarrow Bd$  is contingent. In general, showing that a sentence is contingent will require two models: one in which the sentence is true and another in which the sentence is false.

Notice, however, that we cannot show that a sentence actually is a tautology or a contradiction using one or two models this way. For a sentence to be a tautology, it must be true in every possible model. Similarly, if a sentence is a contradiction, it is false in all possible models. But there are infinitely many possible models for any sentence, and we don't have any tools in this text that will let us reason about all of them at once.

## Models to show non-equivalence

Suppose we want to show that  $\forall xSx$  and  $\exists xSx$  are *not* logically equivalent. We need to construct a model in which the two sentences have different truth values; we want one of them to be true and the other to be false. We start by specifying a UD. Again, we make the UD small so that we can specify extensions easily. We will need at least two members. Let the UD be  $\{\alpha, \beta\}$ . (If we chose a UD with only one member, the two sentences would end up with the same truth value. In order to see why, try constructing some partial models with one-member UD's.)

We can make  $\exists xSx$  true by including something in the extension of  $S$ , and we can make  $\forall xSx$  false by leaving something out of the extension of  $S$ . It does not matter which one we include and which one we leave out. Making  $\alpha$  the only  $S$ , we get a partial model that looks like this:

$$\begin{aligned} \text{UD} &= \{\alpha, \beta\} \\ \text{extension}(S) &= \{\alpha\} \end{aligned}$$

This partial model shows that the two sentences are *not* logically equivalent.

Notice, though, that we cannot show that two sentences *are* logically equivalent by simply producing a model. If we claim that two sentences are logically equivalent, we are once again making a claim about every possible model.

### Models to show consistency

Suppose I wanted to show that the set of sentences  $\{\exists xFx, \exists x\sim Fx, \forall xGx\}$  is consistent. For this to be the case, we need at least one model where all three sentences are true. In this case that means having one object in our UD that is  $F$  and one that is not  $F$ , and we need both of them to be  $G$ . This would do the trick.

$$\begin{aligned} \text{UD} &= \{\alpha, \beta\} \\ \text{extension}(F) &= \{\alpha\} \\ \text{extension}(G) &= \{\alpha, \beta\} \end{aligned}$$

We cannot show a set of sentences to be inconsistent this way, because as before, that would mean creating an infinite number of models.

### Models to show invalidity

Back on p. 281, we said that this argument would be invalid in QL:

$$\begin{aligned} &(Rc \ \& \ K_1c) \ \& \ Tc \\ \therefore &Tc \ \& \ K_2c \end{aligned}$$

In order to show that it is invalid, we need to show that there is some model in which the premises are true and the conclusion is false. We can construct such a model deliberately. Here is one way to do it:

$$\begin{aligned} \text{UD} &= \{\alpha\} \\ \text{extension}(T) &= \{\alpha\} \\ \text{extension}(K_1) &= \{\alpha\} \\ \text{extension}(K_2) &= \emptyset \\ \text{extension}(R) &= \{\alpha\} \\ \text{referent}(c) &= \alpha \end{aligned}$$

As you have probably guessed, we cannot show an argument valid with models so simply.

## Practice Exercises

**Part A** Show that each of the following is contingent.

- ★ 1.  $Da \ \& \ Db$
- ★ 2.  $\exists xT x h$
- ★ 3.  $P m \ \& \ \sim \forall x P x$ 
  - 4.  $\forall z J z \leftrightarrow \exists y J y$
  - 5.  $\forall x(W x m n \vee \exists y L x y)$
  - 6.  $\exists x(G x \rightarrow \forall y M y)$

**Part B** Show that the following pairs of sentences are not logically equivalent.

1.  $J a, K a$
2.  $\exists x J x, J m$
3.  $\forall x R x x, \exists x R x x$
4.  $\exists x P x \rightarrow Q c, \exists x(P x \rightarrow Q c)$
5.  $\forall x(P x \rightarrow \sim Q x), \exists x(P x \ \& \ \sim Q x)$
6.  $\exists x(P x \ \& \ Q x), \exists x(P x \rightarrow Q x)$
7.  $\forall x(P x \rightarrow Q x), \forall x(P x \ \& \ Q x)$
8.  $\forall x \exists y R x y, \exists x \forall y R x y$
9.  $\forall x \exists y R x y, \forall x \exists y R y x$

**Part C** Show that the following sets of sentences are consistent.

1.  $\{M a, \sim N a, P a, \sim Q a\}$
2.  $\{L e e, L e f, \sim L f e, \sim L f f\}$
3.  $\{\sim(M a \ \& \ \exists x A x), M a \vee F a, \forall x(F x \rightarrow A x)\}$
4.  $\{M a \vee M b, M a \rightarrow \forall x \sim M x\}$
5.  $\{\forall y G y, \forall x(G x \rightarrow H x), \exists y \sim I y\}$
6.  $\{\exists x(B x \vee A x), \forall x \sim C x, \forall x[(A x \ \& \ B x) \rightarrow C x]\}$
7.  $\{\exists x X x, \exists x Y x, \forall x(X x \leftrightarrow \sim Y x)\}$
8.  $\{\forall x(P x \vee Q x), \exists x \sim(Q x \ \& \ P x)\}$
9.  $\{\exists z(N z \ \& \ O z z), \forall x \forall y(O x y \rightarrow O y x)\}$
10.  $\{\sim \exists x \forall y R x y, \forall x \exists y R x y\}$

**Part D** Construct models to show that the following arguments are invalid.

- 1)  $\forall x(A x \rightarrow B x) \models \exists x B x$
- 2)  $\{\forall x(R x \rightarrow D x), \forall x(R x \rightarrow F x)\} \models \exists x(D x \ \& \ F x)$
- 3)  $\exists x(P x \rightarrow Q x) \models \exists x P x$
- 4)  $N a \ \& \ N b \ \& \ N c \models \forall x N x$

- 5)  $\{Rde, \exists xRxd\} \models Red$   
 6)  $\{\exists x(Ex \& Fx), \exists xFx \rightarrow \exists xGx\} \models \exists x(Ex \& Gx)$   
 7)  $\{\forall xOxc, \forall xOcx\} \models \forall xOxx$   
 8)  $\{\exists x(Jx \& Kx), \exists x\sim Kx, \exists x\sim Jx\} \models \exists x(\sim Jx \& \sim Kx)$   
 9)  $\{Lab \rightarrow \forall xLxb, \exists xLxb\} \models Lbb$

**Part E**

- ★ 1. Show that  $\{\sim Raa, \forall x(x = a \vee Rxa)\}$  is consistent.  
 ★ 2. Show that  $\{\forall x\forall y\forall z(x = y \vee y = z \vee x = z), \exists x\exists y x \neq y\}$  is consistent.  
 ★ 3. Show that  $\{\forall x\forall y x = y, \exists x x \neq a\}$  is inconsistent.  
 4. Show that  $\exists x(x = h \& x = i)$  is contingent.  
 5. Show that  $\{\exists x\exists y(Zx \& Zy \& x = y), \sim Zd, d = s\}$  is consistent.  
 6. Show that  $\forall x(Dx \rightarrow \exists yTyx) \therefore \exists y\exists z y \neq z$  is invalid.

# Chapter 11

## Proofs in Quantified Logic

### 11.1 Rules for Quantifiers

For proofs in QL, we use all of the basic rules of SL plus four new basic rules: both introduction and elimination rules for each of the quantifiers.

Since all of the derived rules of SL are derived from the basic rules, they will also hold in QL. We will add another derived rule, a replacement rule called quantifier negation.

#### Universal elimination

If you have  $\forall xAx$ , it is legitimate to infer that anything is an  $A$ . You can infer  $Aa$ ,  $Ab$ ,  $Az$ ,  $Ad_3$ —in short, you can infer  $Ac$  for any constant  $c$ . This is the general form of the universal elimination rule ( $\forall E$ ):

$$m \quad \left| \begin{array}{l} \forall x\mathcal{A} \\ \mathcal{A}[c|\chi] \end{array} \right. \quad \forall E \ m$$

$\mathcal{A}[c|\chi]$  is a substitution instance of  $\forall x\mathcal{A}$ . The symbols for a substitution instance are not symbols of QL, so you cannot write them in a proof. Instead, you write the substituted sentence with the constant  $c$  replacing all occurrences of the variable  $\chi$  in  $\mathcal{A}$ . For example:

$$\begin{array}{l|l} 1 & \forall x(Mx \rightarrow Rxd) \\ 2 & \frac{Ma \rightarrow Rad}{\quad} \quad \forall E \ 1 \\ 3 & Md \rightarrow Rdd \quad \forall E \ 1 \end{array}$$

## Existential introduction

When is it legitimate to infer  $\exists xAx$ ? If you know that something is an  $A$ — for instance, if you have  $Aa$  available in the proof.

This is the existential introduction rule ( $\exists\text{I}$ ):

$$\begin{array}{l|l} m & \mathcal{A} \\ & \exists\chi\mathcal{A}[\chi||c] \quad \exists\text{I } m \end{array}$$

It is important to notice that  $\mathcal{A}[\chi||c]$  is not the same as a substitution instance. We write it with two bars to show that the variable  $\chi$  does not need to replace all occurrences of the constant  $c$ . You can decide which occurrences to replace and which to leave in place. For example:

$$\begin{array}{l|l} 1 & \overline{Ma \rightarrow Rad} \\ 2 & \exists x(Ma \rightarrow Rax) \quad \exists\text{I } 1 \\ 3 & \exists x(Mx \rightarrow Rxd) \quad \exists\text{I } 1 \\ 4 & \exists x(Mx \rightarrow Rad) \quad \exists\text{I } 1 \\ 5 & \exists y\exists x(Mx \rightarrow Ryd) \quad \exists\text{I } 4 \\ 6 & \exists z\exists y\exists x(Mx \rightarrow Ryz) \quad \exists\text{I } 5 \end{array}$$

## Universal introduction

A universal claim like  $\forall xPx$  would be proven if every substitution instance of it had been proven, if every sentence  $Pa, Pb, \dots$  were available in a proof. Alas, there is no hope of proving *every* substitution instance. That would require proving  $Pa, Pb, \dots, Pj_2, \dots, Ps_7, \dots$ , and so on to infinity. There are infinitely many constants in QL, and so this process would never come to an end.

Consider a simple argument:  $\forall xMx, \therefore \forall yMy$

It makes no difference to the meaning of the sentence whether we use the variable  $x$  or the variable  $y$ , so this argument is obviously valid. Suppose we begin in this way:

$$\begin{array}{l|l} 1 & \overline{\forall xMx} \quad \text{want } \forall yMy \\ 2 & Ma \quad \forall\text{E } 1 \end{array}$$

We have derived  $Ma$ . Nothing stops us from using the same justification to derive  $Mb, \dots, Mj_2, \dots, Ms_7, \dots$ , and so on until we run out of space or patience. We have effectively shown the way to prove  $Mc$  for any constant  $c$ . From this,  $\forall xMx$  follows.

1	$\forall xMx$	
2	$\frac{Ma}{\forall xMx}$	$\forall E$ 1
3	$\forall yMy$	$\forall I$ 2

It is important here that  $a$  was just some arbitrary constant. We had not made any special assumptions about it. If  $Ma$  were a premise of the argument, then this would not show anything about *all*  $y$ . For example:

1	$\forall xRxa$	
2	$\frac{Raa}{\forall xRxa}$	$\forall E$ 1
3	$\forall yRyy$	not allowed!

This is the schematic form of the universal introduction rule ( $\forall I$ ):

$m$	$\mathcal{A}$	
	$\forall \mathcal{X}\mathcal{A}[\mathcal{X} c]^*$	$\forall I$ $m$

\*  $c$  must not occur in any undischarged assumptions.

Note that we can do this for any constant that does not occur in an undischarged assumption and for any variable.

Note also that the constant may not occur in any *undischarged* assumption, but it may occur as the assumption of a subproof that we have already closed. For example, we can prove  $\forall z(Dz \rightarrow Dz)$  without any premises.

1	$\frac{Df}{Df}$	want $Df$
2	$\frac{Df}{Df \rightarrow Df}$	R 1
3	$\frac{Df \rightarrow Df}{\forall z(Dz \rightarrow Dz)}$	$\rightarrow I$ 1-2
4	$\forall z(Dz \rightarrow Dz)$	$\forall I$ 3

## Existential elimination

A sentence with an existential quantifier tells us that there is *some* member of the UD that satisfies a formula. For example,  $\exists xSx$  tells us (roughly) that there is at least one  $S$ . It does not tell us *which* member of the UD satisfies  $S$ , however. We cannot immediately conclude  $Sa$ ,  $Sf_{23}$ , or any other substitution instance of the sentence. What can we do?

Suppose that we knew both  $\exists xSx$  and  $\forall x(Sx \rightarrow Tx)$ . We could reason in this way:

Since  $\exists xSx$ , there is something that is an  $S$ . We do not know which constants refer to this thing, if any do, so call this thing  $\Omega$ . From  $\forall x(Sx \rightarrow Tx)$ , it follows that if  $\Omega$  is an  $S$ , then it is a  $T$ . Therefore  $\Omega$  is a  $T$ . Because  $\Omega$  is a  $T$ , we know that  $\exists xTx$ .

In this paragraph, we introduced a name for the thing that is an  $S$ . We called it  $\Omega$ , so that we could reason about it and derive some consequences from there being an  $S$ . Since  $\Omega$  is just a bogus name introduced for the purpose of the proof and not a genuine constant, we could not mention it in the conclusion. Yet we could derive a sentence that does not mention  $\Omega$ ; namely,  $\exists xTx$ . This sentence does follow from the two premises.

We want the existential elimination rule to work in a similar way. Yet since Greek letters like  $\Omega$  are not symbols of QL, we cannot use them in formal proofs. Instead, we will use constants of QL which do not otherwise appear in the proof. A constant that is used to stand in for whatever it is that satisfies an existential claim is called a PROXY. Reasoning with the proxy must all occur inside a subproof, and the proxy cannot be a constant that is doing work elsewhere in the proof.

This is the schematic form of the existential elimination rule ( $\exists E$ ):

$$\begin{array}{l|l}
 m & \exists x\mathcal{A} \\
 n & \left| \begin{array}{l} \mathcal{A}[c|\chi]^* \\ \hline \mathcal{B} \end{array} \right. \\
 p & \left| \mathcal{B} \right. \\
 & \mathcal{B} \qquad \exists E \ m, \ n-p
 \end{array}$$

\* The constant  $c$  must not appear in  $\exists x\mathcal{A}$ , in  $\mathcal{B}$ , or in any undischarged assumption.

With this rule, we can give a formal proof that  $\exists xSx$  and  $\forall x(Sx \rightarrow Tx)$  together entail  $\exists xTx$ . The structure of the proof is effectively the same as the English-language argument with which we began, except that the subproof uses the constant “ $a$ ” rather than the bogus name  $\Omega$ .

$$\begin{array}{l|l}
 1 & \exists xSx \\
 2 & \forall x(Sx \rightarrow Tx) \qquad \text{want } \exists xTx \\
 \hline
 3 & \left| Sa \right. \\
 4 & \left| Sa \rightarrow Ta \qquad \forall E \ 2 \right. \\
 5 & \left| Ta \qquad \rightarrow E \ 3, 4 \right. \\
 6 & \left| \exists xTx \qquad \exists I \ 5 \right. \\
 7 & \exists xTx \qquad \exists E \ 1, \ 3-6
 \end{array}$$



## Quantifier negation

When translating from English to QL, we noted that  $\sim\exists x\sim\mathcal{A}$  is logically equivalent to  $\forall x\mathcal{A}$ . In QL, they are provably equivalent. We can prove one half of the equivalence with a rather gruesome proof:

1	$\forall xAx$	want $\sim\exists x\sim Ax$
2	$\exists\sim Ax$	for reductio
3	$\sim Ac$	for $\exists E$
4	$\forall xAx$	for reductio
5	$Ac$	$\forall E$ 1
6	$\sim Ac$	R 3
7	$\sim\forall xAx$	$\sim I$ 4–6
8	$\forall xAx$	R 1
9	$\sim\forall xAx$	$\exists E$ 3–7
10	$\sim\exists\sim Ax$	$\sim I$ 2–9

In order to show that the two sentences are genuinely equivalent, we need a second proof that assumes  $\sim\exists x\sim\mathcal{A}$  and derives  $\forall x\mathcal{A}$ . We leave that proof as an exercise for the reader.

It will often be useful to translate between quantifiers by adding or subtracting negations in this way, so we add two derived rules for this purpose. These rules are called quantifier negation (QN):

$$\begin{aligned}\sim\forall x\mathcal{A} &\iff \exists x\sim\mathcal{A} \\ \sim\exists x\mathcal{A} &\iff \forall x\sim\mathcal{A} \quad \text{QN}\end{aligned}$$

Since QN is a replacement rule, it can be used on whole sentences or on subformulae.

## Practice Exercises

**Part A** Provide a justification (rule and line numbers) for each line of proof that requires one.

1)	1	$\sim(\exists xMx \vee \forall x\sim Mx)$
	2	$\sim\exists xMx \ \& \ \sim\forall x\sim Mx$
	3	$\sim\exists xMx$
	4	$\forall x\sim Mx$
	5	$\sim\forall x\sim Mx$
	6	$\exists xMx \vee \forall x\sim Mx$

<p>2) 1   <math>\forall x \exists y (Rxy \vee Ryx)</math></p> <p>2   <math>\forall x \sim Rmx</math></p> <hr style="width: 100%; margin: 0;"/> <p>3   <math>\exists y (Rmy \vee Rym)</math></p> <p>4     <math>Rma \vee Ram</math></p> <hr style="width: 100%; margin: 0;"/> <p>5     <math>\sim Rma</math></p> <p>6     <math>Ram</math></p> <p>7     <math>\exists x Rxm</math></p> <p>8   <math>\exists x Rxm</math></p>	<p>4) 1   <math>\forall x (Jx \rightarrow Kx)</math></p> <p>2   <math>\exists x \forall y Lxy</math></p> <p>3   <math>\forall x Jx</math></p> <hr style="width: 100%; margin: 0;"/> <p>4   <math>Ja</math></p> <p>5   <math>Ja \rightarrow Ka</math></p> <p>6   <math>Ka</math></p> <p>7     <math>\forall y Lay</math></p> <hr style="width: 100%; margin: 0;"/> <p>8     <math>Laa</math></p> <p>9     <math>Ka \&amp; Laa</math></p> <p>10     <math>\exists x (Kx \&amp; Lxx)</math></p> <p>11   <math>\exists x (Kx \&amp; Lxx)</math></p>
<p>3) 1   <math>\forall x (\exists y Lxy \rightarrow \forall z Lzx)</math></p> <p>2   <math>Lab</math></p> <hr style="width: 100%; margin: 0;"/> <p>3   <math>\exists y Lay \rightarrow \forall z Lza</math></p> <p>4   <math>\exists y Lay</math></p> <p>5   <math>\forall z Lza</math></p> <p>6   <math>Lca</math></p> <p>7   <math>\exists y Lcy \rightarrow \forall z Lzc</math></p> <p>8   <math>\exists y Lcy</math></p> <p>9   <math>\forall z Lzc</math></p> <p>10   <math>Lcc</math></p> <p>11   <math>\forall x Lxx</math></p>	

**Part B** Without using the QN rule, prove  $\sim \exists x \sim \mathcal{A} \mid \forall x \mathcal{A}$

**Part C** Provide a proof of each claim.

1.  $\mid \forall x Fx \vee \sim \forall x Fx$
2.  $\{\forall x (Mx \leftrightarrow Nx), Ma \& \exists x Rxa\} \mid \exists x Nx$
3.  $\{\forall x (\sim Mx \vee Ljx), \forall x (Bx \rightarrow Ljx), \forall x (Mx \vee Bx)\} \mid \forall x Ljx$
4.  $\forall x (Cx \& Dt) \mid \forall x Cx \& Dt$
5.  $\exists x (Cx \vee Dt) \mid \exists x Cx \vee Dt$

**Part D**

In the previous chapter (p. 313), we gave the following example

The hospital will only hire a skilled surgeon. All surgeons are greedy. Billy is a surgeon, but is not skilled. Therefore, Billy is greedy, but the hospital will not hire him.

**UD:** people  
**Gx:**  $x$  is greedy.  
**Hx:** The hospital will hire  $x$ .  
**Rx:**  $x$  is a surgeon.  
**Kx:**  $x$  is skilled.  
**b:** Billy

$$\begin{array}{l} \forall x[\sim(Rx \ \& \ Kx) \rightarrow \sim Hx] \\ \forall x(Rx \rightarrow Gx) \\ Rb \ \& \ \sim Kb \\ \therefore Gb \ \& \ \sim Hb \end{array}$$

Prove the symbolized argument.

**Part E** On page ?? you were introduced to the twenty four valid Aristotelian syllogisms, and on page 119 you were able to show 15 of these valid using Venn diagrams. Now that we have translated them into QL (see page 276) we can actually prove all of them valid. In this section, you will prove the unconditional forms. I have omitted Datisi and Ferio because their proofs are trivial variations on Darii and Ferison.

- 1) **Barbara:** All  $Bs$  are  $Cs$ . All  $As$  are  $Bs$ .  $\therefore$  All  $As$  are  $Cs$ .
- 2) **Baroco:** All  $Cs$  are  $Bs$ . Some  $A$  is not  $B$ .  $\therefore$  Some  $A$  is not  $C$ .
- 3) **Bocardo:** Some  $B$  is not  $C$ . All  $Bs$  are  $As$ .  $\therefore$  Some  $A$  is not  $C$ .
- 4) **Celantes:** No  $Bs$  are  $Cs$ . All  $As$  are  $Bs$ .  $\therefore$  No  $Cs$  are  $As$ .
- 5) **Celarent:** No  $Bs$  are  $Cs$ . All  $As$  are  $Bs$ .  $\therefore$  No  $As$  are  $Cs$ .
- 6) **Campestres:** All  $Cs$  are  $Bs$ . No  $As$  are  $Bs$ .  $\therefore$  No  $As$  are  $Cs$ .
- 7) **Cesare:** No  $Cs$  are  $Bs$ . All  $As$  are  $Bs$ .  $\therefore$  No  $As$  are  $Cs$ .
- 8) **Dabitis:** All  $Bs$  are  $Cs$ . Some  $A$  is  $B$ .  $\therefore$  Some  $C$  is  $A$ .
- 9) **Darii:** All  $Bs$  are  $Cs$ . Some  $A$  is  $B$ .  $\therefore$  Some  $A$  is  $C$ .
- 10) **Disamis:** Some  $B$  is  $C$ . All  $Bs$  are  $As$ .  $\therefore$  Some  $A$  is  $C$ .
- 11) **Ferison:** No  $Bs$  are  $Cs$ . Some  $B$  is  $A$ .  $\therefore$  Some  $A$  is not  $C$ .
- 12) **Festino:** No  $Cs$  are  $Bs$ . Some  $A$  is  $B$ .  $\therefore$  Some  $A$  is not  $C$ .
- 13) **Frisesororum:** Some  $B$  is  $C$ . No  $As$  are  $Bs$ .  $\therefore$  Some  $C$  is not  $A$ .

**Part F** Now prove the conditionally valid syllogisms using QL. Symbolize each of the following and add the additional assumptions “There is an  $A$ ” and “There is a  $B$ .” Then prove that the supplemented arguments forms are valid in QL. Calemos and Cesaro have been skipped because they are trivial variations of Camestros and Celaront.

- 1) **Barbari:** All  $Bs$  are  $Cs$ . All  $As$  are  $Bs$ .  $\therefore$  Some  $A$  is  $C$ .

- 2) **Celaront:** No  $B$ s are  $C$ s. All  $A$ s are  $B$ s.  $\therefore$  Some  $A$  is not  $C$ .
- 3) **Camestros:** All  $C$ s are  $B$ s. No  $A$ s are  $B$ s.  $\therefore$  Some  $A$  is not  $C$ .
- 4) **Darapti:** All  $A$ s are  $B$ s. All  $A$ s are  $C$ s.  $\therefore$  Some  $B$  is  $C$ .
- 5) **Felapton:** No  $B$ s are  $C$ s. All  $A$ s are  $B$ s.  $\therefore$  Some  $A$  is not  $C$ .
- 6) **Baralippton:** All  $B$ s are  $C$ s. All  $A$ s are  $B$ s.  $\therefore$  Some  $C$  is  $A$ .
- 7) **Fapesmo:** All  $B$ s are  $C$ s. No  $A$ s are  $B$ s.  $\therefore$  Some  $C$  is not  $A$ .

**Part G** Provide a proof of each claim.

- 1)  $\forall x \forall y Gxy \vdash \exists x Gxx$
- 2)  $\forall x \forall y (Gxy \rightarrow Gyx) \vdash \forall x \forall y (Gxy \leftrightarrow Gyx)$
- 3)  $\{\forall x (Ax \rightarrow Bx), \exists x Ax\} \vdash \exists x Bx$
- 4)  $\{Na \rightarrow \forall x (Mx \leftrightarrow Ma), Ma, \sim Mb\} \vdash \sim Na$
- 5)  $\vdash \forall z (Pz \vee \sim Pz)$
- 6)  $\vdash \forall x Rxx \rightarrow \exists x \exists y Rxy$
- 7)  $\vdash \forall y \exists x (Qy \rightarrow Qx)$

**Part H** Show that each pair of sentences is provably equivalent.

- 1)  $\forall x (Ax \rightarrow \sim Bx) \dashv\vdash \sim \exists x (Ax \& Bx)$
- 2)  $\forall x (\sim Ax \rightarrow Bd) \dashv\vdash \forall x Ax \vee Bd$
- 3)  $\exists x Px \rightarrow Qc \dashv\vdash \forall x (Px \rightarrow Qc)$

**Part I** Show that each of the following is provably inconsistent.

- 1)  $\{Sa \rightarrow Tm, Tm \rightarrow Sa, Tm \& \sim Sa\}$
- 2)  $\{\sim \exists x \exists y Lxy, Laa\}$
- 3)  $\{\forall x (Px \rightarrow Qx), \forall z (Pz \rightarrow Rz), \forall y Py, \sim Qa \& \sim Rb\}$

**Part J** Write a symbolization key for the following argument, translate it, and prove it:

There is someone who likes everyone who likes everyone that he likes. Therefore, there is someone who likes himself.

**Part K** For each of the following pairs of sentences: If they are logically equivalent in QL, give proofs to show this. If they are not, construct a model to show this.

- 1)  $\forall x Px \rightarrow Qc \dashv\vdash \forall x (Px \rightarrow Qc)$
- 2)  $\forall x Px \& Qc \dashv\vdash \forall x (Px \& Qc)$
- 3)  $Qc \vee \exists x Qx \dashv\vdash \exists x (Qc \vee Qx)$
- 4)  $\forall x \forall y \forall z Bxyz \dashv\vdash \forall x Bxxx$

- 5)  $\forall x\forall yDxy \dashv\vdash \forall y\forall xDxy$   
 6)  $\exists x\forall yDxy \dashv\vdash \forall y\exists xDxy$

**Part L** For each of the following arguments: If it is valid in QL, give a proof. If it is invalid, construct a model to show that it is invalid.

- 1)  $\forall x\exists yRxy \vdash \exists y\forall xRxy$   
 2)  $\exists y\forall xRxy \vdash \forall x\exists yRxy$   
 3)  $\exists x(Px \& \sim Qx) \vdash \forall x(Px \rightarrow \sim Qx)$   
 4)  $\{\forall x(Sx \rightarrow Ta), Sd\} \vdash Ta$   
 5)  $\{\forall x(Ax \rightarrow Bx), \forall x(Bx \rightarrow Cx)\} \vdash \forall x(Ax \rightarrow Cx)$   
 6)  $\{\exists x(Dx \vee Ex), \forall x(Dx \rightarrow Fx)\} \vdash \exists x(Dx \& Fx)$   
 7)  $\forall x\forall y(Rxy \vee Ryx) \vdash Rjj$   
 8)  $\exists x\exists y(Rxy \vee Ryx) \vdash Rjj$   
 9)  $\{\forall xPx \rightarrow \forall xQx, \exists x\sim Px\} \vdash \exists x\sim Qx$   
 10)  $\{\exists xMx \rightarrow \exists xNx, \sim\exists xNx\} \vdash \forall x\sim Mx$

## 11.2 Rules for Identity

The identity predicate is not part of QL, but we add it when we need to symbolize certain sentences. For proofs involving identity, we add two rules of proof.

Suppose you know that many things that are true of  $a$  are also true of  $b$ . For example:  $Aa \& Ab$ ,  $Ba \& Bb$ ,  $\sim Ca \& \sim Cb$ ,  $Da \& Db$ ,  $\sim Ea \& \sim Eb$ , and so on. This would not be enough to justify the conclusion  $a = b$ . (See p. 299.) In general, there are no sentences that do not already contain the identity predicate that could justify the conclusion  $a = b$ . This means that the identity introduction rule will not justify  $a = b$  or any other identity claim containing two different constants.

However, it is always true that  $a = a$ . In general, no premises are required in order to conclude that something is identical to itself. So this will be the identity introduction rule, abbreviated =I:

$$\mid c = c \quad =I$$

Notice that the =I rule does not require referring to any prior lines of the proof. For any constant  $c$ , you can write  $c = c$  on any point with only the =I rule as justification.

If you have shown that  $a = b$ , then anything that is true of  $a$  must also be true of  $b$ . For any sentence with  $a$  in it, you can replace some or all of the occurrences of  $a$  with  $b$  and produce an equivalent sentence. For example, if you already know  $Raa$ , then you are justified in concluding

*Rab, Rba, Rbb.* Recall that  $\mathcal{A}[a||b]$  is the sentence produced by replacing  $a$  in  $\mathcal{A}$  with  $b$ . This is not the same as a substitution instance, because  $b$  may replace some or all occurrences of  $a$ . The identity elimination rule ( $=E$ ) justifies replacing terms with other terms that are identical to it:

$m$	$a = b$	
$n$	$\mathcal{A}$	
	$\mathcal{A}[a  b]$	$=E\ m, n$
	$\mathcal{A}[b  a]$	$=E\ m, n$

To see the rules in action, consider this proof:

1	$\forall x \forall y\ x = y$	
2	$\exists x Bx$	
3	$\forall x (Bx \rightarrow \sim Cx)$	want $\sim \exists x Cx$
4	$Be$	
5	$\forall y\ e = y$	$\forall E\ 1$
6	$e = f$	$\forall E\ 5$
7	$Bf$	$=E\ 6, 4$
8	$Bf \rightarrow \sim Cf$	$\forall E\ 3$
9	$\sim Cf$	$\rightarrow E\ 8, 7$
10	$\sim Cf$	$\exists E\ 2, 4-9$
11	$\forall x \sim Cx$	$\forall I\ 10$
12	$\sim \exists x Cx$	$QN\ 11$

## Practice Exercises

**Part A** Provide a proof of each claim.

- 1)  $\{Pa \vee Qb, Qb \rightarrow b = c, \sim Pa\} \vdash Qc$
- 2)  $\{m = n \vee n = o, An\} \vdash Am \vee Ao$
- 3)  $\{\forall xx = m, Rma\} \vdash \exists x Rxx$
- 4)  $\sim \exists xx \neq m \vdash \forall x \forall y (Px \rightarrow Py)$
- 5)  $\forall x \forall y (Rxy \rightarrow x = y) \vdash Rab \rightarrow Rba$

- 6)  $\{\exists x Jx, \exists x \sim Jx\} \vdash \exists x \exists y x \neq y$
- 7)  $\{\forall x(x = n \leftrightarrow Mx), \forall x(Ox \& \vee Mx)\} \vdash On$
- 8)  $\{\exists x Dx, \forall x(x = p \leftrightarrow Dx)\} \vdash Dp$
- 9)  $\{\exists x[(Kx \& Bx) \& \forall y(Ky \rightarrow x = y)], Kd\} \vdash Bd$
- 10)  $\vdash Pa \rightarrow \forall x(Px \vee x \neq a)$

## Appendix A

# Other Symbolic Notation

In the history of formal logic, different symbols have been used at different times and by different authors. Often, authors were forced to use notation that their printers could typeset.

In one sense, the symbols used for various logical constants is arbitrary. There is nothing written in heaven that says that ‘ $\sim$ ’ must be the symbol for truth-functional negation. We might have specified a different symbol to play that part. Once we have given definitions for well-formed formulae (wff) and for truth in our logic languages, however, using ‘ $\sim$ ’ is no longer arbitrary. That is the symbol for negation in this textbook, and so it is the symbol for negation when writing sentences in our languages SL or QL.

Summary of symbols  
negation  $\neg, \sim$   
conjunction  $\&, \wedge, \bullet$   
disjunction  $\vee$   
conditional  $\rightarrow, \supset$   
biconditional  $\leftrightarrow, \equiv$

This appendix presents some common symbols, so that you can recognize them if you encounter them in an article or in another book.

**Negation** Two commonly used symbols are the *hoe*, ‘ $\neg$ ’, and the *swung dash*, ‘ $\sim$ .’ In some more advanced formal systems it is necessary to distinguish between two kinds of negation; the distinction is sometimes represented by using both ‘ $\neg$ ’ and ‘ $\sim$ .’

**Disjunction** The symbol ‘ $\vee$ ’ is typically used to symbolize inclusive disjunction.

**Conjunction** Conjunction is often symbolized with the *ampersand*, ‘ $\&$ .’ The ampersand is actually a decorative form of the Latin word ‘et’ which means ‘and’; it is commonly used in English writing. As a symbol in a formal system, the ampersand is not the word ‘and’; its meaning is given by the formal semantics for the language. Perhaps to avoid this confusion, some systems use a different symbol for conjunction. For example, ‘ $\wedge$ ’ is a counterpart to the symbol used for disjunction. Sometimes a single dot, ‘ $\bullet$ ’, is used. In some older texts, there is no symbol for conjunction at all; ‘ $A$  and  $B$ ’ is simply written ‘ $AB$ .’



**Material Conditional** There are two common symbols for the material conditional: the *arrow*, ‘ $\rightarrow$ ’, and the *hook*, ‘ $\supset$ .’

**Material Biconditional** The *double-headed arrow*, ‘ $\leftrightarrow$ ’, is used in systems that use the arrow to represent the material conditional. Systems that use the hook for the conditional typically use the *triple bar*, ‘ $\equiv$ ’, for the biconditional.

**Quantifiers** The universal quantifier is typically symbolized as an upside-down A, ‘ $\forall$ ’, and the existential quantifier as a backwards E, ‘ $\exists$ .’ In some texts, there is no separate symbol for the universal quantifier. Instead, the variable is just written in parentheses in front of the formula that it binds. For example, ‘all  $x$  are  $P$ ’ is written  $(x)Px$ .

In some systems, the quantifiers are symbolized with larger versions of the symbols used for conjunction and disjunction. Although quantified expressions cannot be translated into expressions without quantifiers, there is a conceptual connection between the universal quantifier and conjunction and between the existential quantifier and disjunction. Consider the sentence  $\exists xPx$ , for example. It means that *either* the first member of the UD is a  $P$ , *or* the second one is, *or* the third one is, . . . . Such a system uses the symbol ‘ $\bigvee$ ’ instead of ‘ $\exists$ .’

## Polish notation

This section briefly discusses sentential logic in Polish notation, a system of notation introduced in the late 1920s by the Polish logician Jan Lukasiewicz.

Lower case letters are used as sentence letters. The capital letter  $N$  is used for negation.  $A$  is used for disjunction,  $K$  for conjunction,  $C$  for the conditional,  $E$  for the biconditional. (‘ $A$ ’ is for alternation, another name for logical disjunction. ‘ $E$ ’ is for equivalence.)

In Polish notation, a binary connective is written *before* the two sentences that it connects. For example, the sentence  $A \& B$  of SL would be written  $Kab$  in Polish notation.

notation of SL	Polish notation
$\sim$	$N$
$\&$	$K$
$\vee$	$A$
$\rightarrow$	$C$
$\leftrightarrow$	$E$

The sentences  $\sim A \rightarrow B$  and  $\sim(A \rightarrow B)$  are very different; the main logical operator of the first is the conditional, but the main connective of the second is negation. In SL, we show this by putting parentheses around the conditional in the second sentence. In Polish notation, parentheses are never required. The left-most connective is always the main connective. The first sentence would simply be written  $CNab$  and the second  $NCab$ .

This feature of Polish notation means that it is possible to evaluate sentences simply by working through the symbols from right to left. If you were constructing a truth table for  $NKab$ , for example, you would first consider the truth-values assigned to  $b$  and  $a$ , then consider their conjunction, and then negate the result. The general rule for what to evaluate next in SL is not nearly so simple. In SL, the truth table for  $\sim(A \& B)$  requires looking at  $A$  and  $B$ , then looking in the middle of the sentence at the conjunction, and then at the beginning of the sentence at the

negation. Because the order of operations can be specified more mechanically in Polish notation, variants of Polish notation are used as the internal structure for many computer programming languages.



# Appendix B

## Bibliography

- Aristotle (c. 350 BCE/1984a). On Interpretation. In J. Barnes (Ed.), *The Complete Works of Aristotle*. Princeton, NJ: Princeton University Press.
- Aristotle (c. 350 BCE/1984b). Prior Analytics. In J. Barnes (Ed.), *The Complete Works of Aristotle*. Princeton, NJ: Princeton University Press.
- Aristotle (c. 350 BCE/1984c). On the Heavens. In J. Barnes (Ed.), *The Complete Works of Aristotle*. Princeton, NJ: Princeton University Press.
- Boole, G. (1854). *An Investigation into the Laws of Thought, on Which Are Founded the Mathematical Theories of Logic and Probabilities*. Available at Project Gutenberg: [tinyurl.com/mlu8yua](http://tinyurl.com/mlu8yua).
- CBS News (2012). FBI nabs 5 in alleged plot to blow up Ohio bridge. <http://tinyurl.com/klqq9gg>.
- Dodgson, C. L. (1896). *Symbolic Logic*. Macmillan and Company.
- Epstein, R. L. (2002). *Five Ways Of Saying "Therefore"*. Wadsworth Press.
- Fisher, A. and M. Scriven (1997). *Critical Thinking: Its Definition and Assessment*. University of East Anglia, Centre for Research in Critical Thinking.
- Giere, R. N. (1997). *Understanding Scientific Reasoning*. Cengage Learning.
- Hurley, P. J. (2014). *A Concise Introduction to Logic* (12th ed.). Cengage Learning.
- Johnson-Laird, P. (2006). *How We Reason*. Oxford University Press.
- Kalish, D., R. Montague, and G. Mar (1980). *Logic: Techniques of Formal Reasoning*. Oxford University Press.
- King, M. L. (1964). Acceptance Speech. Available at Nobelprize.org: <http://tinyurl.com/n9antcs>.

- Kitcher, P. (1982). *Abusing Science: The Case Against Creationism*. MIT Press.
- Lucretius (50 BCE/2001). *On the Nature of Things*. Hackett Press.
- McEvedy, C. and J. Woodcock (1967). *The Penguin Atlas of Ancient History*. Penguin Books.
- Morris, H. M. (1975). *Introducing Creationism into the Public Schools*. San Diego, CA: Creation Life Publishers.
- Ockham, W. (1343). *Summa Logicae*. Partially translated as *Ockham's Theory of Terms: Part I of the Summa Logicae*. Notre Dame, IN: University of Notre Dame Press. Available at The Logic Museum [tinyurl.com/mlb6tyx](http://tinyurl.com/mlb6tyx).
- Parsons, T. (1997). The Traditional Square of Opposition. *Stanford Encyclopedia of Philosophy* [tinyurl.com/n632lw](http://tinyurl.com/n632lw).
- Parsons, T. (2008). Things That Are Right with the Traditional Square of Opposition. *Logica Universalis* 2(1), 3–11.
- Read, S. (2002). Medieval Theories: Properties of Terms. *Stanford Encyclopedia of Philosophy* [tinyurl.com/onl9t5b](http://tinyurl.com/onl9t5b).
- Rowling, J. K. (2003). *Harry Potter and the Order of the Phoenix*. Scholastic Press.
- Ryckman, R. (2007). *Theories of Personality*. Cengage Learning.
- Scriven, M. (1962). Explanations, Predictions and Laws. *Minnesota Studies in the Philosophy of Science III*.
- Sherwood, W. o. (1275). *Introduction to Logic*. Translated by N. Kretzmann as *William of Sherwood's Introduction to Logic*. University of Minnesota Press. Available at Google Books: <http://tinyurl.com/os9x4cd>. Original manuscript available from the Bibliothque Nationale de France, ms. Lat. 15617, <http://tinyurl.com/122kaob>.
- Singer, P. (1972). Famine, Affluence, and Morality. *Philosophy & Public Affairs* 1(3), 229–243.
- Toner, R. (2006). In budget, Bush holds fast to a policy of tax cutting. *New York Times*, February 7, Available at nytimes.com: <http://tinyurl.com/karm3d7>.
- Toulmin, S. (1958). *The Uses of Argument*. Cambridge: Cambridge University Press.
- van Eemeren, F. H., R. Grootendorst, and A. F. S. Henkemans (2002). *Argumentation: Analysis, Evaluation, Presentation*. Taylor & Francis.
- Venn, J. (1880a). On the Diagrammatic and Mechanical Representation of Propositions and Reasonings. *Philosophical Magazine and Journal of Science*, 59, 1–17. Available at Google Books: [tinyurl.com/lhayzg7](http://tinyurl.com/lhayzg7).
- Venn, J. (1880b). On the Employment of Geometrical Diagrams for the Sensible Representation of Logical Propositions. *Proceedings of the Cambridge Philosophical Society* 4, 47–59. Available at Google Books: <http://tinyurl.com/ldy7utl>.

Walton, D. (1996). *Argument Structure: A Pragmatic Theory*. Toronto: University of Toronto Press.

Wikimedia Commons (2006). Picture of an ob/ob mouse and a regular mouse. Uploaded to en.wikipedia.org 6.12.2006 by Sunholm. Public domain.

# Glossary

- Affirmative** The quality of a statement without a “not” or a “no.” 62
- Antecedent** The sentence to the left of a conditional.. 182
- Argument** a connected series of statements designed to convince an audience of another statement. 8
- Aristotelian syllogism** A categorical syllogism where each statement is in one of the moods A, E, I, or O, and which has exactly three terms, arranged so that any two pairs of statements will share one term. 103
- Artificial language** A language that was consciously developed by identifiable individuals for some purpose. 48
- Atomic sentence** A sentence that does not have any sentences as proper parts. 175
- Biconditional** The symbol  $\leftrightarrow$ , used to represent words and phrases that function like the English phrase “if and only if.” 184
- Canonical form** a method for representing arguments where each premise is written on a separate, numbered, line, followed by a horizontal bar and then the conclusion. Statements in the argument might be paraphrased for brevity and indicator words are removed. 9
- Categorical syllogism** An argument with two premises composed of categorical statements. 103
- Cogent** A property of arguments that holds when the argument is strong and the premises are true. 36
- Complement** The class of everything that is not in a given class. 78
- Complete truth table** A table that gives all the possible interpretations for a sentence or set of sentences in SL. 196
- Completeness** A property held by logical systems if and only if  $\models$  implies  $\vdash$  256
- Conclusion** the statement that an argument is trying to convince an audience of. 8

- Conclusion indicator** a word or phrase such as “therefore” used to indicate that what follows is the conclusion of an argument. 9
- Conditional** The symbol  $\rightarrow$ , used to represent words and phrases that function like the English phrase “if . . . then.” 182
- Conditional validity** A kind of validity that an Aristotelian syllogism only has on the condition that the objects named by its terms actually exist. 118
- Conjunct** A sentences joined to another by a conjunction. 178
- Conjunction** The symbol  $\&$ , used to represent words and phrases that function like the English word “and.” 178
- Consequent** The sentence to the right of a conditional. 182
- Consistency** A property possessed by a set of sentences when they can all be true at the same time, but are not necessarily so. 53
- Content neutrality** the feature of the study of logic that makes it indifferent to the topic being argued about. If a method of argument is considered rational in one domain, it should be considered rational in any other domain, all other things being equal. 3
- Contingent statement** A statement that is neither a tautology nor a contradiction. 51
- Contradiction** A statement that must be false, as a matter of logic. 51
- Contradictories** Two statements that must have opposite truth values, so that one must true and the other false. 52
- Contraposition** The process of transforming a categorical statement by reversing subject and predicate and replacing them with their complements. 79
- Contraries** Two statements that can’t both be true, but can both be false. A set two inconsistent sentences. 89
- Conversion** The process of changing a sentence by reversing the subject and predicate. 75
- Copula** The form of the verb “to be” that links subject and predicate. 59
- Counterexample method** A method for determining whether an argument with ordinary English words for terms is valid. One consistently substitutes other English terms for the terms in the given argument to see whether one can find an argument with the same form that has true premises and a false conclusion. 138
- Critical term** the term that names things that must exist in order for a conditionally valid argument to be actually valid. 124
- Critical thinking** The use of metareasoning to improve our reasoning in practical situations. 4
- Deductive** A style of arguing where one attempts to use valid arguments. 37



- Disjunct** A sentences joined to another by a disjunction. 180
- Disjunction** The symbol  $\vee$ , used to represent words and phrases that function like the English word “or” in its inclusive sense. 180
- Distribution** A property of the subject and predicate class of a categorical statement that is present when the statement makes a claim about the whole class. 62
- Enthymeme** An argument where a premise or conclusion has been left unstated. 149
- Existential fallacy** A fallacy committed in an Aristotelian syllogism where the conclusion is particular but both premises are universal. 133
- Existential import** An aspect of the meaning of a statement that which means that the statement can only be true if the objects it describes exist. 97
- Explainee** The part of an explanation that one gains a greater understanding of as a result of the explainer. 20
- Explainer** The part of an explanation that provides greater understanding of the explainee. 20
- Explanation** A kind of reasoning where reasons are used to provide a greater understanding of something that is already known. 20
- Expository passage** A nonargumentative passage that organizes statements around a central theme or topic statement. 16
- Fallacy** A common mistake in reasoning. 30
- Fallacy of exclusive premises** A fallacy committed in an Aristotelian syllogism where both premises are negative. 131
- Fallacy of illicit process** A fallacy committed in an Aristotelian syllogism when a term is distributed in the conclusion but is not distributed in the corresponding premise. This fallacy is called “illicit major” or “illicit minor” depending on which term is not properly distributed. 130
- Fallacy of mistaking the conclusion for the argument** The common mistake of evaluating an argument based merely on whether one agrees or disagrees with the conclusion.. 30
- Fallacy of particular premises** A fallacy committed in an Aristotelian syllogism where both premises are particular. 134
- Fallacy of the undistributed middle** A fallacy committed in an Aristotelian syllogism where the middle term is not distributed in either premise. 129
- Formal language** An artificial language designed to bring out the logical structure ideas and remove all the ambiguity and vagueness that plague natural languages like English. 48
- Formal logic** A way of studying logic that achieves content neutrality by replacing parts of the arguments being studied with abstract symbols. Often this will involve the construction of full formal languages. 3

- Inconsistency** A property possessed by a set of sentences when they cannot all be true at the same time, but they may all be false at the same time. 53
- Inductive** A style of arguing where one attempts to use strong arguments. 37
- Inference** the act of coming to believe a conclusion on the basis of some set of premises. 12
- Informal logic** The study of arguments given in ordinary language. 4
- Interpretation** A correspondence between nonlogical symbols of the object language and elements of some other language or logical structure. 193
- Invalid** A property of arguments that holds when the premises do not force the truth of the conclusion. The opposite of valid. 31
- Logic** the part of the study of reasoning that focuses on argument. 3
- Logical equivalence** A property held by a pair of sentences that must always have the same truth value. 52
- Logical symbol** A symbol that has its meaning fixed by the formal language. 193
- Logically structured English** English that has been regimented into a standard form to make its logical structure clear and to remove ambiguity. A stepping stone to full-fledged formal languages. 68
- Main connective** The last connective that you add when you assemble a sentence using the recursive definition. 187
- Major premise** The one premise in an Aristotelian syllogism that names the major term. 104
- Major term** The term that is used as the predicate of the conclusion of an Aristotelian syllogism. 104
- Metacognition** Thought processes that are applied to other thought processes See also *metareasoning*. 3
- Metalanguage** The language logicians use to talk about the object language. In this textbook, the metalanguage is English, supplemented by certain symbols like metavariables and technical terms like “valid.” 185
- Metareasoning** Using reasoning to study reasoning. See also *metacognition*. 3
- Metavariables** A variable in the metalanguage that can represent any sentence in the object language. 186
- Middle term** The one term in an Aristotelian syllogism that does not appear in the conclusion. 104
- Minor premise** The one premise in an Aristotelian syllogism that names the minor term. 104

- Minor term** The term that is used as the subject of the conclusion of an Aristotelian syllogism. 104
- Mood-A statement** A quantified categorical statement of the form “All  $S$  are  $P$ .” 62
- Mood-E statement** A quantified categorical statement of the form “No  $S$  are  $P$ .” 62
- Mood-I statement** A quantified categorical statement of the form “Some  $S$  are  $P$ .” 62
- Mood-O statement** A quantified categorical statement of the form “Some  $S$  are not  $P$ .” 62
- Narrative** A nonargumentative passage that describes a sequence of events or actions. 17
- Natural language** A language that develops spontaneously and learned by infants as their first language. 48
- Negation** The symbol  $\sim$ , used to represent words and phrases that function like the English word “not”. 177
- Negative** The quality of a statement containing a “not” or “no.” 62
- Negative-affirmative fallacy** A fallacy committed in an Aristotelian syllogism where the conclusion is negative but both of the premises are positive or the conclusion is affirmative but one or more of the premises is negative. 132
- Nonlogical symbol** A symbol that is not logical, that is, that does not have its meaning fixed by the formal language. 193
- Object language** A language that is constructed and studied by logicians. In this textbook, the object languages are SL and QL. 185
- Obversion** The process of transforming a categorical statement by changing its quality and replacing the predicate with its complement. 78
- Particular** The quantity of a statement that uses the quantifier “some.” 61
- Predicate class** The second class named in a quantified categorical statement. 59
- Premise** a statement in an argument that provides evidence for the conclusion 9
- Premise indicator** a word or phrase such as “because” used to indicate that what follows is the premise of an argument. 9
- Quality** The status of a categorical statement as affirmative or negative. 61
- Quantified categorical statement** A statement that makes a claim about a certain quantity of the members of a class or group. 58
- Quantifier** The part of a categorical sentence that specifies a portion of a class. 59
- Quantity** The portion of the subject class described by a categorical statement. Generally “some” or “none.” 61

- Reason** The premise of an argument or the explainer in an explanation; the part of reasoning that provides logical support for the target proposition. 20
- Recursive definition** A definition that defines a term by identifying base class and rules for extending that class. 187
- Rhetoric** The study of effective persuasion. 6
- Scope** The sentences that are joined by a connective. These are the sentences the connective was applied to when the sentence was assembled using a recursive definition. 187
- Semantic contradiction in SL** A statement that has only Fs in the column under the main connective of its complete truth table. 199
- Semantic tautology in SL** A statement that has only Ts in the column under the main connective of its complete truth table. 199
- Semantically consistent in SL** A property held by sets of sentences if and only if the complete truth table for that set contains one line on which all the sentences are true 200
- Semantically contingent in SL** A property held by a sentence in SL if and only if the complete truth table for that sentence has both Ts and Fs under its main connective. 199
- Semantically logically equivalent in SL** A property held by pairs of sentences if and only if the complete truth table for those sentences has identical columns under the two main connectives. 200
- Semantically valid in SL** A property held by arguments if and only if the complete truth table for the argument contains no rows where the premises are all true and the conclusion false. 200
- Semantics** The meaning of a bit of language is its meaning, including truth and falsity. 185
- Sentence letter** A single capital letter, used in SL to represent a basic sentence. 174
- Sentence of SL** A string of symbols in SL that can be built up using according to the recursive rules given on page 186
- Sentential connective** A logical operator in SL used to combine sentence letters into larger sentences. 176
- Simple statement of belief** A kind of nonargumentative passage where the speaker simply asserts what they believe without giving reasons. 15
- Sorites categorical argument** A categorical argument with more than two premises. 155
- Sound** A property of arguments that holds if the argument is valid and has all true premises. 32
- Soundness** A property held by logical systems if and only if  $\vdash$  implies  $\models$  254
- Square of opposition** A way of representing the four basic propositions and the ways they relate to one another. 89

- Standard form for a categorical statement** A categorical statement that has been put into logically structured English, with the following elements in the following order: (1) The quantifiers “all,” “some,” or “no”; (2) the subject term; (3) the copula “are” or “are not”; and (4) the predicate term. 69
- Standard form for a sorites categorical argument** A sorites argument that has been put into logically structured English with the following criteria: (1) each statement in the argument is in standard form for a categorical statement in logically structured English, (2) each instance of a term is in the same format and is used in the same sense, (3) the major premise is first in the list of premises and the minor premise is last, and (4) the middle premises are arranged so that premises that share a term are adjacent to one another. 156
- Standard form for an Aristotelian syllogism** An Aristotelian syllogism that has been put into logically structured English with the following criteria: (1) all of the individual statements are in standard form, (2) each instance of a term is in the same format and is used in the same sense, and (3) the major premise appears first, followed by the minor premise, and then the conclusion. 104
- Statement mood** The classification of a categorical statement based on its quantity and quality. 62
- Strong** A property of arguments which holds when the premises, if true, mean the conclusion must be likely to be true. 36
- Subalternation** The relationship between a universal categorical statement and the particular statement with the same quality. 91
- Subcontraries** Two categorical statements that cannot both be false, but might both be true. 89
- Subject class** The first class named in a quantified categorical statement. 59
- Superfluous distribution rule** A rule that says that in a conditionally valid argument, the critical term will be the one that is distributed more times in the premises than is necessary to satisfy Rules 1 and 2. 162
- Syllogism mood** The classification of an Aristotelian syllogism based on the moods of statements it contains. The mood is designated simply by listing the three letters for the moods of the statements in the argument, such as AAA, EAE, AII, etc. 104
- Symbolization key** A list that shows which English sentences are represented by which sentence letters in SL. It is also called a dictionary. 174
- Syntactic contradiction in SL** A statement in SL whose negation can be derived without any premises. 254
- Syntactic tautology in SL** A statement in SL that can be derived without any premises 244
- Syntactically consistent in SL** A property held by sets of sentences in SL if and only if they are not syntactically inconsistent. 254
- Syntactically contingent in SL** A property held by a statement in SL if and only if it is not a syntactic tautology or a syntactic contradiction. 254

- Syntactically inconsistent in SL** A property held by sets of sentences in SL if and only if one can derive a contradiction from them. 254
- Syntactically logically equivalent in SL** A property held by pairs of statements in SL if and only if there is a derivation which takes you from each one to the other one. 243
- Syntactically valid in SL** A property held by arguments in SL if and only if there is a derivation that goes from the premises to the conclusion. 254
- Syntax** The structure of a bit of language, considered without reference to truth, falsity, or meaning. 185
- Target proposition** The conclusion of an argument or the explaine in an explanation; the part of reasoning that is logically supported by the reasons. 20
- Tautology** A statement that must be true, as a matter of logic. 51
- Translation key** A list that assigns English phrases or sentences to variable names. 105
- Truth assignment** A function that maps the sentence letters in SL onto truth values. 194
- Truth value** The status of a statement with relationship to truth. For this textbook, this means the status of a statement as true or false 50
- Truth-functional connective** an operator that builds larger sentences out of smaller ones and fixes the truth value of the resulting sentence based only on the truth value of the component sentences. 194
- Unconditional validity** A kind of validity that an Aristotelian syllogism has regardless of whether the objects named by its terms actually exist. 118
- Universal** The quantity of a statement that uses the quantifier “all.” 61
- Vacuous truth** The kind of truth possessed by statements that do not have existential import and refer to objects that do not exist. 97
- Valid** A property of arguments where it is impossible for the premises to be true and the conclusion false. 29
- Venn diagram** A diagram that represents categorical statements using circles that stand for classes. 63
- Weak** A property of arguments that are neither valid nor strong. In a weak argument, the premises would not even make the conclusion likely, even if they were true. 36

About the authors:

**P.D. Magnus** is an associate professor of philosophy in Albany, New York. His primary research is in the philosophy of science, concerned especially with the underdetermination of theory by data.

**J. Robert Loftis** is an associate professor of philosophy at Lorain County Community College in Elyria, Ohio. He received his Ph.D. in philosophy from Northwestern University.

**Cathal Woods** is Batten Associate Professor of Philosophy at Virginia Wesleyan University. He received his Ph.D. in philosophy from The Ohio State University.